

crabs-lobsters Stocks

v4.66 (Nov-03-2024)

Not present Present Preferred

Stock	B/Bmsy	Time Series Types			
		U/Umsy	B/Bmgt	U/Umgt	
1. BCRABCHESB [Blue crab Chesapeake Bay]	TB SSB	ER F	TB SSB	ER F	
2. BKINGCRABPI [Blue king crab Pribilof Islands]	TB SSB	ER F	TB SSB	ER F	
3. BKINGCRABSMI [Blue king crab Saint Matthews Island]	TB SSB	ER F	TB SSB	ER F	
4. BSQLOBSTERCSCH [Yellow squat lobster Central-Southern Chile]	TB SSB	ER F	TB SSB	ER F	
5. BSQLOBSTERNCH [Yellow squat lobster Northern Chile]	TB SSB	ER F	TB SSB	ER F	
6. BZCRABSOJ [Beni zuwai crab Sea of Japan]	TB SSB	ER F	TB SSB	ER F	
7. CRLOBSTERSA12 [West coast rock lobster South Africa Areas 1-2]	TB SSB	ER F	TB SSB	ER F	
8. CRLOBSTERSA34 [West coast rock lobster South Africa Areas 3-4]	TB SSB	ER F	TB SSB	ER F	
9. CRLOBSTERSA56 [West coast rock lobster South Africa Areas 5-6]	TB SSB	ER F	TB SSB	ER F	
10. CRLOBSTERSA7 [West coast rock lobster South Africa Area 7]	TB SSB	ER F	TB SSB	ER F	
11. CRLOBSTERSA8 [West coast rock lobster South Africa Area 8]	TB SSB	ER F	TB SSB	ER F	
12. CSLOBSTERPR [Caribbean spiny lobster Puerto Rico]	TB SSB	ER F	TB SSB	ER F	
13. CSLOBSTERSTC [Caribbean spiny lobster Saint Croix]	TB SSB	ER F	TB SSB	ER F	
14. CSLOBSTERSTT_STJ [Caribbean spiny lobster Saint Thomas / Saint John]	TB SSB	ER F	TB SSB	ER F	
15. GKCRABAIES [Golden king crab Aleutian Islands Eastern segment]	TB SSB	ER F	TB SSB	ER F	
16. GKCRABAIWS [Golden king crab Aleutian Islands Western segment]	TB SSB	ER F	TB SSB	ER F	
17. GKCRABPI [Golden king crab Pribilof Islands]	TB SSB	ER F	TB SSB	ER F	
18. LOBSTERGOMGB [American lobster Gulf of Maine / Georges Bank]	TB SSB	ER F	TB SSB	ER F	
19. LOBSTERLFA15-18 [American lobster Quebec North Shore and Anticosti Island (LFA 15-18)]	TB SSB	ER F	TB SSB	ER F	
20. LOBSTERLFA19-21 [American lobster Gaspé (LFA 19-21)]	TB SSB	ER F	TB SSB	ER F	
21. LOBSTERLFA22 [American lobster Magdalen Islands (LFA 22)]	TB SSB	ER F	TB SSB	ER F	
22. LOBSTERLFA23-26AB [American lobster Southern Gulf of St. Lawrence]	TB SSB	ER F	TB SSB	ER F	
23. LOBSTERLFA27-33 [American lobster Atlantic Coast of Nova Scotia (LFA 27-33)]	TB SSB	ER F	TB SSB	ER F	
24. LOBSTERLFA3-14 [American lobster Lobster Fishing Areas 3-14]	TB SSB	ER F	TB SSB	ER F	
25. LOBSTERLFA34 [American lobster Lobster Fishing Area 34]	TB SSB	ER F	TB SSB	ER F	
26. LOBSTERLFA35-38 [American lobster Lobster Fishing Areas 35-38]	TB SSB	ER F	TB SSB	ER F	
27. LOBSTERLFA41 [American lobster Lobster Fishing Area 41]	TB SSB	ER F	TB SSB	ER F	
28. LOBSTERSNE [American lobster Southern New England]	TB SSB	ER F	TB SSB	ER F	
29. NEPHFU10 [Norway lobster Noup (FU 10)]	TB SSB	ER F	TB SSB	ER F	
30. NEPHFU11 [Norway lobster North Minch (FU 11)]	TB SSB	ER F	TB SSB	ER F	
31. NEPHFU12 [Norway lobster South Minch (FU 12)]	TB SSB	ER F	TB SSB	ER F	
32. NEPHFU13 [Norway lobster Firth of Clyde and Sound of Jura (FU 13)]	TB SSB	ER F	TB SSB	ER F	
33. NEPHFU14 [Norway lobster Irish Sea East (FU 14)]	TB SSB	ER F	TB SSB	ER F	
34. NEPHFU15 [Norway lobster Irish Sea West (FU 15)]	TB SSB	ER F	TB SSB	ER F	

35. NEPHFU16 [Norway lobster Porcupine Bank (FU 16)]	TB SSB	ER F	TB SSB	ER F
36. NEPHFU17 [Norway lobster Aran Grounds (FU 17)]	TB SSB	ER F	TB SSB	ER F
37. NEPHFU19 [Norway lobster South East and West of IRL (FU 19)]	TB SSB	ER F	TB SSB	ER F
38. NEPHFU2021 [Norway lobster Labadie, Jones and Cockburn (FU 20-21)]	TB SSB	ER F	TB SSB	ER F
39. NEPHFU22 [Norway lobster Smalls (FU 22)]	TB SSB	ER F	TB SSB	ER F
40. NEPHFU25 [Norway lobster North Galicia (FU 25)]	TB SSB	ER F	TB SSB	ER F
41. NEPHFU2627 [Norway lobster West Galicia and North Portugal (FU 26-27)]	TB SSB	ER F	TB SSB	ER F
42. NEPHFU2829 [Norway lobster South-West and South Portugal (FU 28-29)]	TB SSB	ER F	TB SSB	ER F
43. NEPHFU30 [Norway lobster Gulf of Cadiz (FU 30)]	TB SSB	ER F	TB SSB	ER F
44. NEPHFU31 [Norway lobster Cantabrian Sea (FU 31)]	TB SSB	ER F	TB SSB	ER F
45. NEPHFU32 [Norway lobster Norwegian Deepes (FU 32)]	TB SSB	ER F	TB SSB	ER F
46. NEPHFU33 [Norway lobster Off Horn Reef (FU 33)]	TB SSB	ER F	TB SSB	ER F
47. NEPHFU34 [Norway lobster Devils Hole (FU 34)]	TB SSB	ER F	TB SSB	ER F
48. NEPHFU3-4 [Norway lobster Skagerak Kattegat (FU 3-4)]	TB SSB	ER F	TB SSB	ER F
49. NEPHFU5 [Norway lobster Botney Cut - Silver Pit (FU 5)]	TB SSB	ER F	TB SSB	ER F
50. NEPHFU6 [Norway lobster Farn Deepes (FU 6)]	TB SSB	ER F	TB SSB	ER F
51. NEPHFU7 [Norway lobster Fladen Ground (FU 7)]	TB SSB	ER F	TB SSB	ER F
52. NEPHFU8 [Norway lobster Firth of Forth (FU 8)]	TB SSB	ER F	TB SSB	ER F
53. NEPHFU9 [Norway lobster Moray Firth (FU 9)]	TB SSB	ER F	TB SSB	ER F
54. NEPHIV [Norway lobster North Sea]	TB SSB	ER F	TB SSB	ER F
55. NEPHMEDGSA1 [Norway lobster Northern Alboran Sea]	TB SSB	ER F	TB SSB	ER F
56. NEPHMEDGSA11 [Norway lobster Sardinia]	TB SSB	ER F	TB SSB	ER F
57. NEPHMEDGSA15-16 [Norway lobster Malta Island and South of Sicily (GSA 15, 16)]	TB SSB	ER F	TB SSB	ER F
58. NEPHMEDGSA17-18 [Norway lobster Adriatic Sea (GSA 17,18)]	TB SSB	ER F	TB SSB	ER F
59. NEPHMEDGSA5 [Norway lobster Balearic Island]	TB SSB	ER F	TB SSB	ER F
60. NEPHMEDGSA6 [Norway lobster Northern Spain]	TB SSB	ER F	TB SSB	ER F
61. NEPHMEDGSA9 [Norway lobster Ligurian and North Tyrrhenian Sea]	TB SSB	ER F	TB SSB	ER F
62. NEPHVIa [Norway lobster West of Scotland]	TB SSB	ER F	TB SSB	ER F
63. NEPHVII [Norway lobster ICES 7]	TB SSB	ER F	TB SSB	ER F
64. NEPHVIIIab [Norway lobster ICES 8ab]	TB SSB	ER F	TB SSB	ER F
65. RDEEPCRABNWATL [Red deepsea crab Northwestern Atlantic]	TB SSB	ER F	TB SSB	ER F
66. RKCRABAIWS [Red king crab Aleutian Islands Western segment]	TB SSB	ER F	TB SSB	ER F
67. RKCRABBB [Red king crab Bristol Bay]	TB SSB	ER F	TB SSB	ER F
68. RKCRABNS [Red king crab Norton Sound]	TB SSB	ER F	TB SSB	ER F
69. RKCRABPI [Red king crab Pribilof Islands]	TB SSB	ER F	TB SSB	ER F
70. ROCKCRABLFA23-26 [Rock crab Southern Gulf of St. Lawrence]	TB SSB	ER F	TB SSB	ER F
71. ROCKCRABQCW [Rock crab Quebec Coastal Waters]	TB SSB	ER F	TB SSB	ER F
72. RROCKLOBSTERCRA1 [Red rock lobster New Zealand Area CRA1]	TB SSB	ER F	TB SSB	ER F
73. RROCKLOBSTERCRA2 [Red rock lobster New Zealand Area CRA2]	TB SSB	ER F	TB SSB	ER F
74. RROCKLOBSTERCRA3 [Red rock lobster New Zealand Area CRA3]	TB SSB	ER F	TB SSB	ER F
75. RROCKLOBSTERCRA4 [Red rock lobster New Zealand Area CRA4]	TB SSB	ER F	TB SSB	ER F
76. RROCKLOBSTERCRA5 [Red rock lobster New Zealand Area CRA5]	TB SSB	ER F	TB SSB	ER F
77. RROCKLOBSTERCRA7 [Red rock lobster New Zealand Area CRA7]	TB SSB	ER F	TB SSB	ER F
78. RROCKLOBSTERCRA8 [Red rock lobster New Zealand Area CRA8]	TB SSB	ER F	TB SSB	ER F

79. RROCKLOBSTERSAUSNZ [Rock lobster South Australia Northern Zone]	TB SSB	ER F	TB SSB	ER F
80. RROCKLOBSTERSAUSSZ [Rock lobster South Australia Southern Zone]	TB SSB	ER F	TB SSB	ER F
81. RSQLOBSTERCSCH [Red squat lobster Central-Southern Chile]	TB SSB	ER F	TB SSB	ER F
82. RSQLOBSTERNCH [Red squat lobster Northern Chile]	TB SSB	ER F	TB SSB	ER F
83. SCMPBP [Scampi Bay of Plenty]	TB SSB	ER F	TB SSB	ER F
84. SCMPMB [Scampi Mernoo Bank]	TB SSB	ER F	TB SSB	ER F
85. SCMPSCI6A [Scampi SCI 6A (Auckland Islands)]	TB SSB	ER F	TB SSB	ER F
86. SCMPWHB [Scampi Wairarapa/Hawke Bay]	TB SSB	ER F	TB SSB	ER F
87. SNOWCRAB2HJ [Snow crab Division 2HJ]	TB SSB	ER F	TB SSB	ER F
88. SNOWCRAB3K [Snow crab Division 3K]	TB SSB	ER F	TB SSB	ER F
89. SNOWCRAB3LNO [Snow crab Division 3LNO]	TB SSB	ER F	TB SSB	ER F
90. SNOWCRAB3Ps [Snow crab St. Pierre Bank]	TB SSB	ER F	TB SSB	ER F
91. SNOWCRAB4R3Pn [Snow crab Division 4R3Pn]	TB SSB	ER F	TB SSB	ER F
92. SNOWCRAB4X [Snow crab Western Scotian Shelf]	TB SSB	ER F	TB SSB	ER F
93. SNOWCRABBS [Snow crab Bering Sea]	TB SSB	ER F	TB SSB	ER F
94. SNOWCRABESJ [Snow crab Sea of Japan East]	TB SSB	ER F	TB SSB	ER F
95. SNOWCRABHOKK [Snow crab Hokkaido]	TB SSB	ER F	TB SSB	ER F
96. SNOWCRABNENS [Snow crab North-Eastern Nova Scotia]	TB SSB	ER F	TB SSB	ER F
97. SNOWCRABNPAC [Snow crab North Pacific]	TB SSB	ER F	TB SSB	ER F
98. SNOWCRABOKS [Snow crab Okhotsk Sea]	TB SSB	ER F	TB SSB	ER F
99. SNOWCRABSCMA12-17 [Snow crab Northern Gulf of St. Lawrence]	TB SSB	ER F	TB SSB	ER F
100. SNOWCRABSENS [Snow crab South-Eastern Nova Scotia]	TB SSB	ER F	TB SSB	ER F
101. SNOWCRABSGSL [Snow crab Southern Gulf of St. Lawrence]	TB SSB	ER F	TB SSB	ER F
102. SNOWCRABWSJ [Snow crab Sea of Japan West]	TB SSB	ER F	TB SSB	ER F
103. SSLOBSTERSASC [Southern spiny lobster South Africa South coast]	TB SSB	ER F	TB SSB	ER F
104. TANNERCRABBSAI [Tanner crab Bering Sea and Aleutian Islands]	TB SSB	ER F	TB SSB	ER F
105. TASGIANTCRABTAS [Tasmanian giant crab Tasmania]	TB SSB	ER F	TB SSB	ER F

Blue crab Chesapeake Bay [BCRABCHESB]

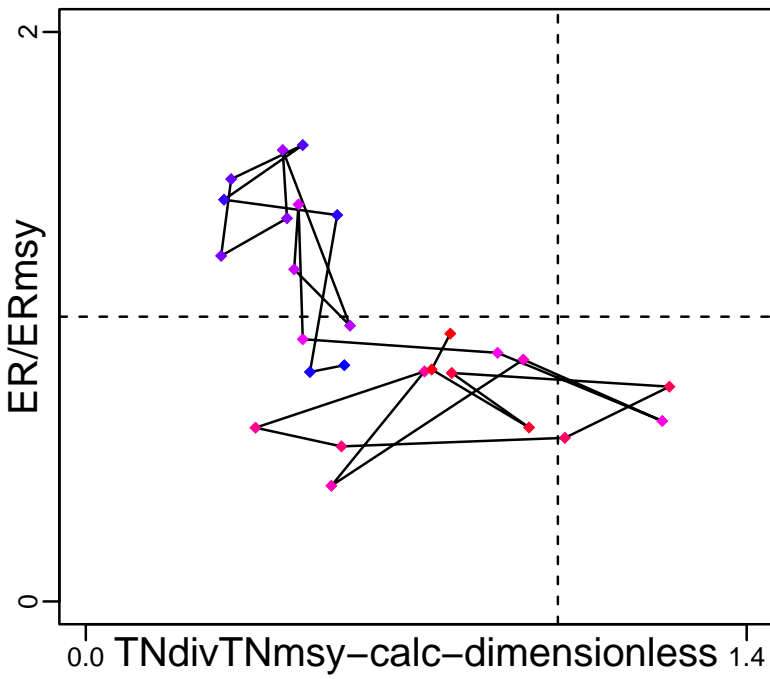
Metadata	
Scientific Name	Callinectes sapidus
Current Assess ID	CBP-BCRABCHESB-1990-2022-HIVELY
Area	Chesapeake Bay
Management Authority	State of Maryland
Assessor	Chesapeake Bay Program
Asmts in RAM	2010, 2022

Reference Points			
Type	ID	Asmt Year	Value
TBmsy	-	-	-
SSBmsy	-	-	-
Fmsy	-	-	-
ERmsy	ERmsy-ratio	2022	0.28
TBmgt	-	-	-
SSBmgt	-	-	-
Fmgt	-	-	-
ERmgt	-	-	-
TB0	-	-	-
SSB0	-	-	-
MSY	-	-	-
M	-	-	-
TBlim	-	-	-
SSBlim	-	-	-
Flim	-	-	-
ERlim	-	-	-

Time Series					
Type	ID	Asmt Year	Curr Value	Sex	Age
TB	-	-	-	-	-
SSB	-	-	-	-	-
TN	TN-E00	2022	97,224,975	-	-
R	-	-	-	-	-
F	-	-	-	-	-
ER	ER-ratio	2022	0.263	-	-
TC	TC-E00	2010	1.69×10^8		
TL	TL-MT	2022	16,664		
TB/TBmsy	-	-	-		
SSB/SSBmsy	-	-	-		
F/Fmsy	-	-	-		
ER/ERmsy	ER-ratio/ERmsy-ratio	2022	0.941		
TB/TBmgt	-	-	-		
SSB/SSBmgt	-	-	-		
F/Fmgt	-	-	-		
ER/ERmgt	-	-	-		

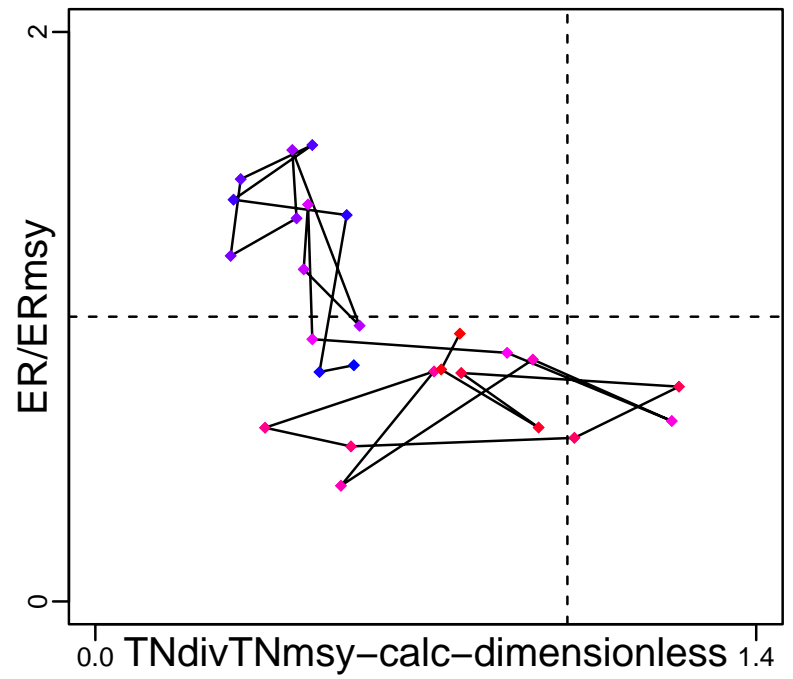
Blue crab Chesapeake Bay [BCRABCHESB]

Kobe MSYpref (1990–2022–HIVELY)



Spawner Recruit*

Kobe MGTpref (1990–2022–HIVELY)




Production*


◆ Start Year ◆ End Year * No Data

Blue crab Chesapeake Bay [BCRABCHESB]

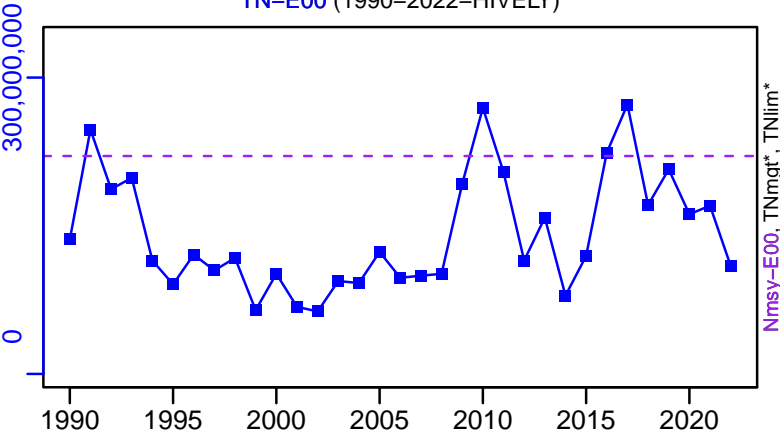
TB*




SSB*



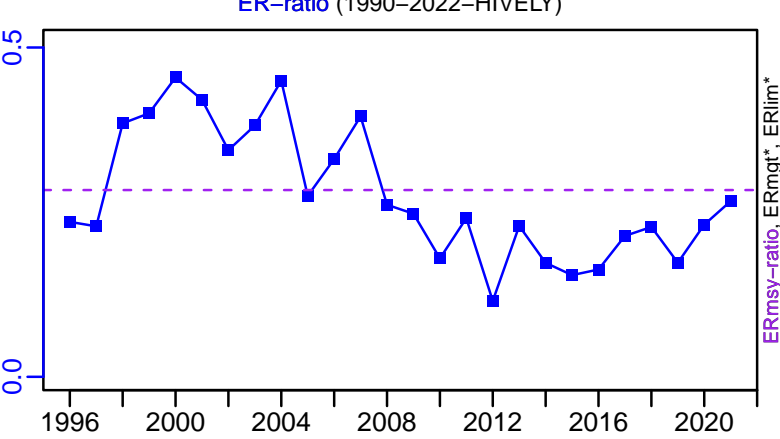
TN-E00 (1990–2022–HIVELY)



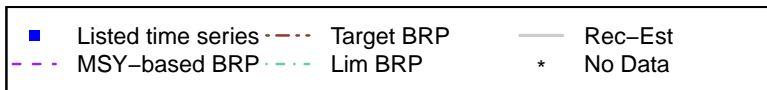

F*



ER-ratio (1990–2022–HIVELY)

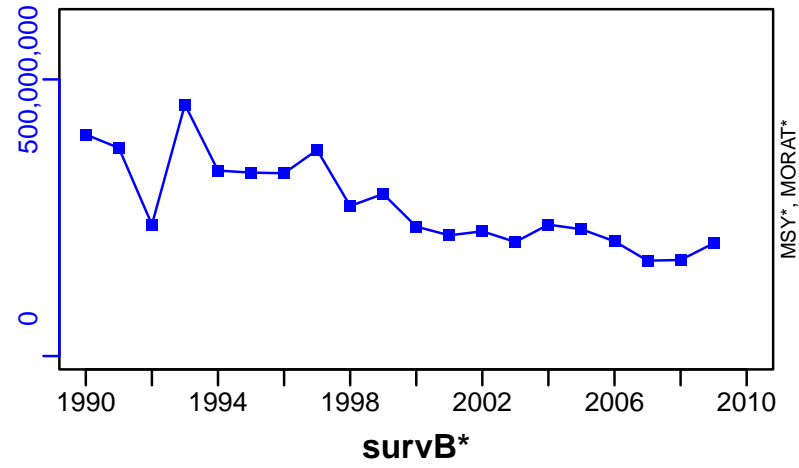


Recruits*




Blue crab Chesapeake Bay [BCRABCHESB]


TC-E00, TL*, RecC* (1990–2010–HIVELY)




TAC*, Cpair*, Cadv*



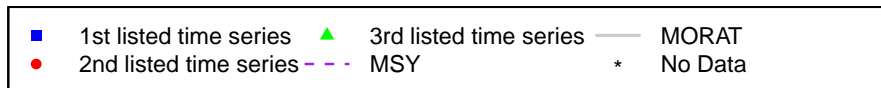

CPUE*



EFFORT*



CdivMSY*




Blue king crab Pribilof Islands [BKINGCRABPI]

Metadata	
Scientific Name	Paralithodes platypus
Current Assess ID	AFSC-BKINGCRABPI-1974-2021-SISIMP2021-2
Area	Pribilof Islands
Management Authority	National Marine Fisheries Service, US national management
Assessor	Alaska Fisheries Science Center
Asmts in RAM	2008, 2019, 2021, 2017, 2016


Reference Points			
Type	ID	Asmt Year	Value
TBmsy	-	-	-
SSBmsy	SSBmsy-MT	2008	4209
Fmsy	-	-	-
ERmsy	-	-	-
TBmgt	-	-	-
SSBmgt	-	-	-
Fmgt	-	-	-
ERmgt	-	-	-
TB0	-	-	-
SSB0	-	-	-
MSY	-	-	-
M	-	-	-
TBlim	-	-	-
SSBlim	-	-	-
Flim	-	-	-
ERlim	-	-	-

Time Series					
Type	ID	Asmt Year	Curr Value	Sex	Age
TB	TB-MT	2008	594	-	-
SSB	SSB-MT	2008	345	Males	-
TN	-	-	-	-	-
R	-	-	-	-	-
F	-	-	-	-	-
ER	ER-ratio	2008	0	-	-
TC	TC-MT	2021	0		
TL	-	-	-		
TB/TBmsy	-	-	-		
SSB/SSBmsy	SSB-MT/SSBmsy-MT	2008	0.082		
F/Fmsy	-	-	-		
ER/ERmsy	-	-	-		
TB/TBmgt	-	-	-		
SSB/SSBmgt	-	-	-		
F/Fmgt	-	-	-		
ER/ERmgt	-	-	-		


Kobe MSY*



Kobe MGT*



Spawner Recruit*



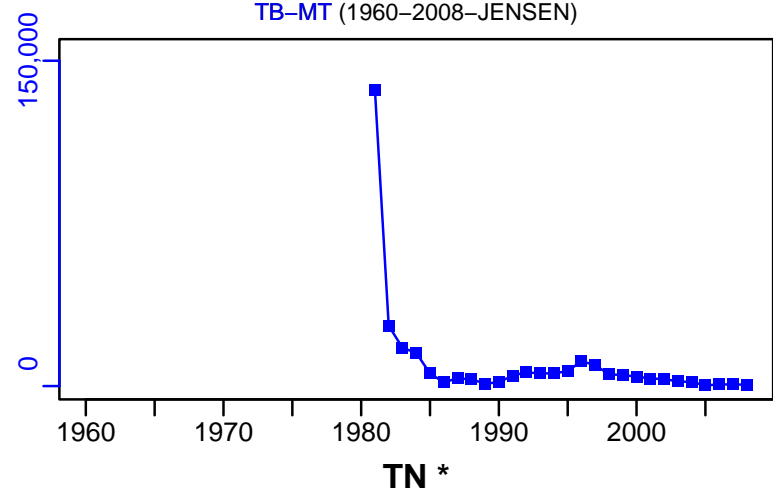
Production*



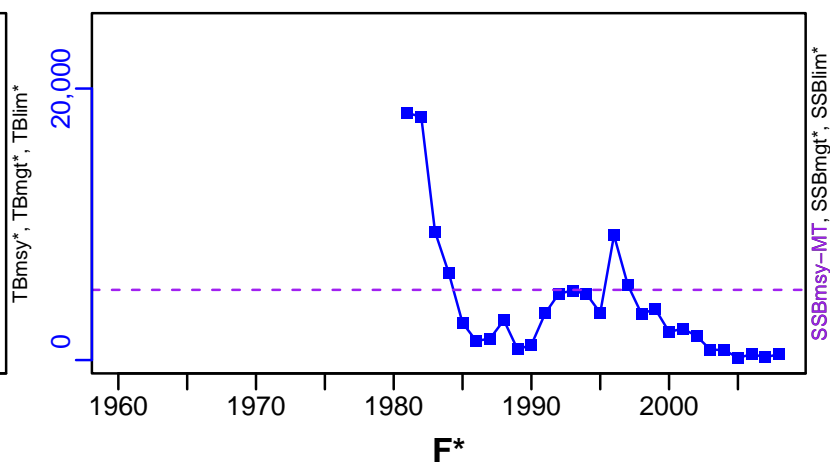
◆ Start Year ◆ End Year * No Data

Blue king crab Pribilof Islands [BKINGCRABPI]

TB-MT (1960-2008-JENSEN)



SSB-MT (1960-2008-JENSEN)



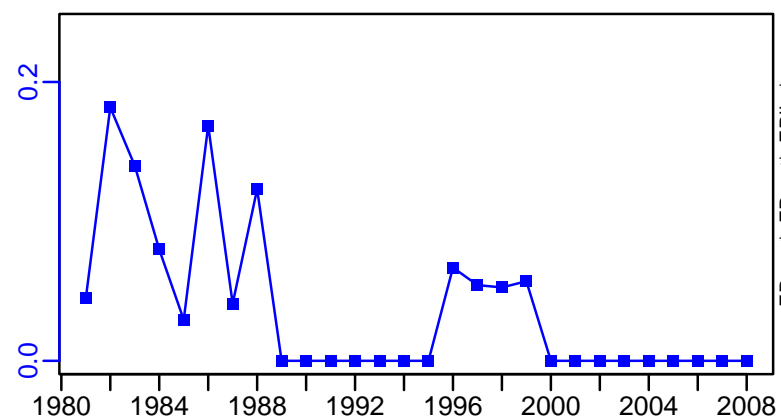
TN *



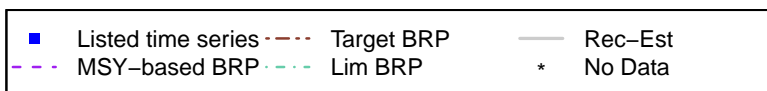

F*





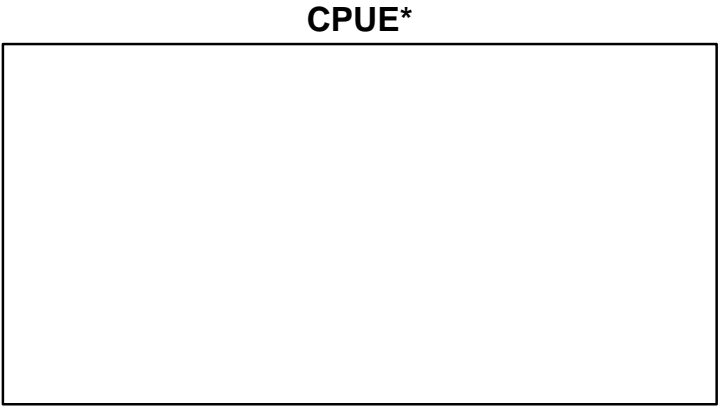
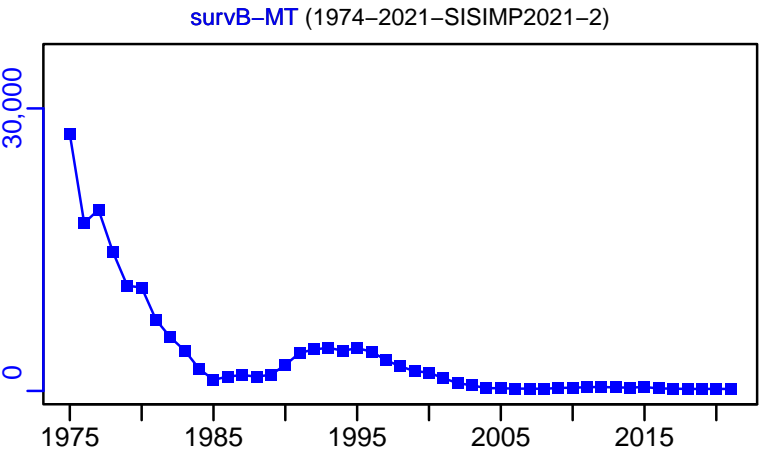

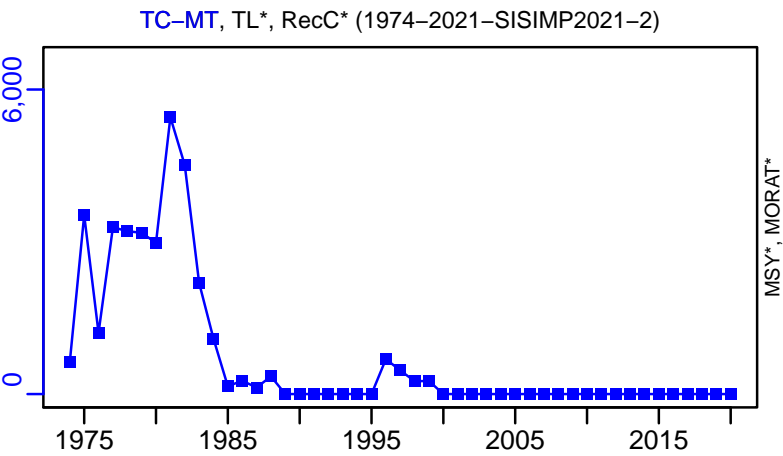
ER-ratio (1960-2008-JENSEN)



Recruits*



Blue king crab Pribilof Islands [BKINGCRABPI]

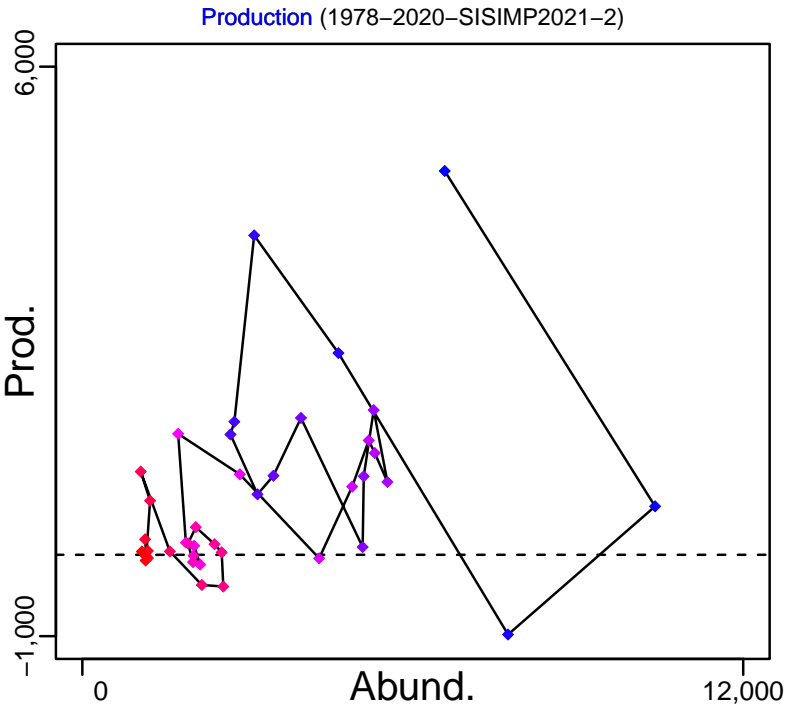





Blue king crab Saint Matthews Island [BKINGCRABSMI]

Metadata	
Scientific Name	Paralithodes platypus
Current Assess ID	AFSC-BKINGCRABSMI-1978-2020-SISIMP2021-2
Area	Saint Matthews Island
Management Authority	National Marine Fisheries Service, US national management
Assessor	Alaska Fisheries Science Center
Asmts in RAM	2008, 2016, 2017, 2018, 2019, 2020

Reference Points			
Type	ID	Asmt Year	Value
TBmsy	TBmsy-MT	2020	3340
SSBmsy	SSBmsy-MT	2008	3351
Fmsy	Fmsy-pr-1/yr	2008	0.18
ERmsy	-	-	-
TBmgt	-	-	-
SSBmgt	-	-	-
Fmgt	-	-	-
ERmgt	-	-	-
TB0	-	-	-
SSB0	-	-	-
MSY	-	-	-
M	-	-	-
TBlim	TBlim-MT	2020	1670
SSBlim	-	-	-
Flim	-	-	-
ERlim	-	-	-

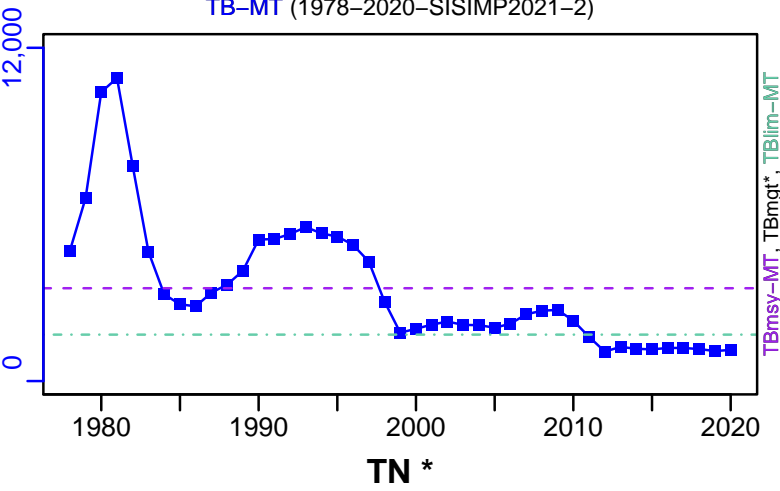
Time Series					
Type	ID	Asmt Year	Curr Value	Sex	Age
TB	TB-MT	2020	1120	-	-
SSB	SSB-MT	2018	1309	-	-
TN	-	-	-	-	-
R	-	-	-	-	-
F	-	-	-	-	-
ER	ER-calc-ratio	2020	0	-	-
TC	TC-MT	2020	0		
TL	-	-	-		
TB/TBmsy	TB-MT/TBmsy-MT	2020	0.335		
SSB/SSBmsy	SSB-MT/SSBmsy-MT	2008	1.453		
F/Fmsy	-	-	-		
ER/ERmsy	-	-	-		
TB/TBmgt	-	-	-		
SSB/SSBmgt	-	-	-		
F/Fmgt	-	-	-		
ER/ERmgt	-	-	-		



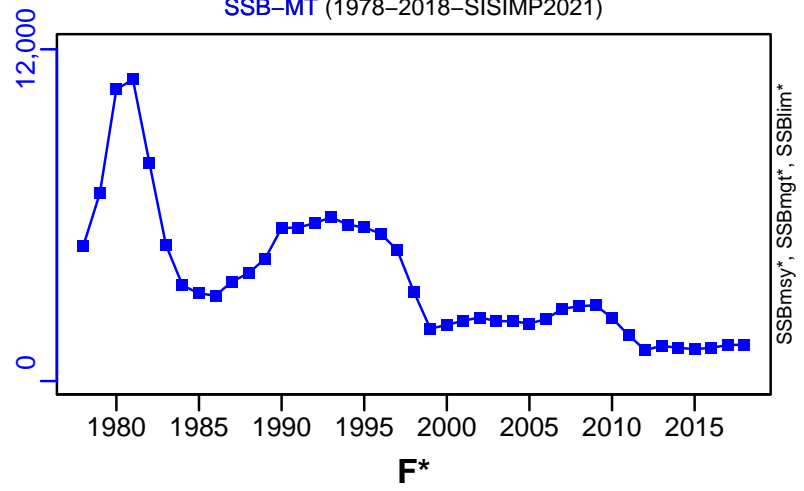
◆ Start Year ◆ End Year * No Data

Blue king crab Saint Matthews Island [BKINGCRABSMI]

TB-MT (1978-2020-SISIMP2021-2)



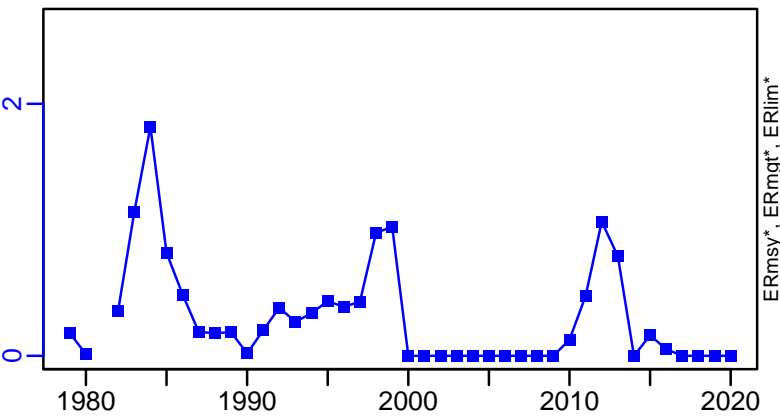
SSB-MT (1978-2018-SISIMP2021)



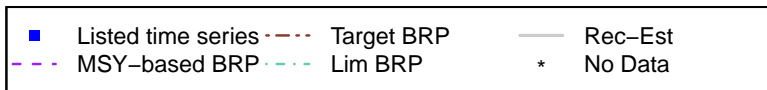

TN *

F*

ER-calc-ratio (1978-2020-SISIMP2021-2)

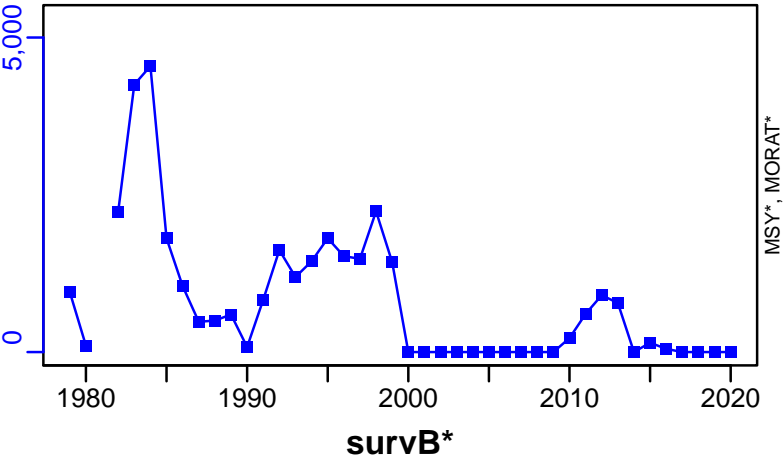


Recruits*




Blue king crab Saint Matthews Island [BKINGCRABSMI]


TC-MT, TL*, RecC* (1978-2020-SISIMP2021-2)




TAC*, Cpair*, Cadv*



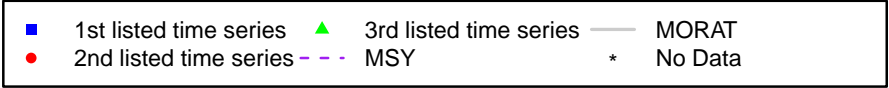

CPUE*



EFFORT*



CdivMSY*



Yellow squat lobster Central-Southern Chile [BSQLOBSTERCSCH]

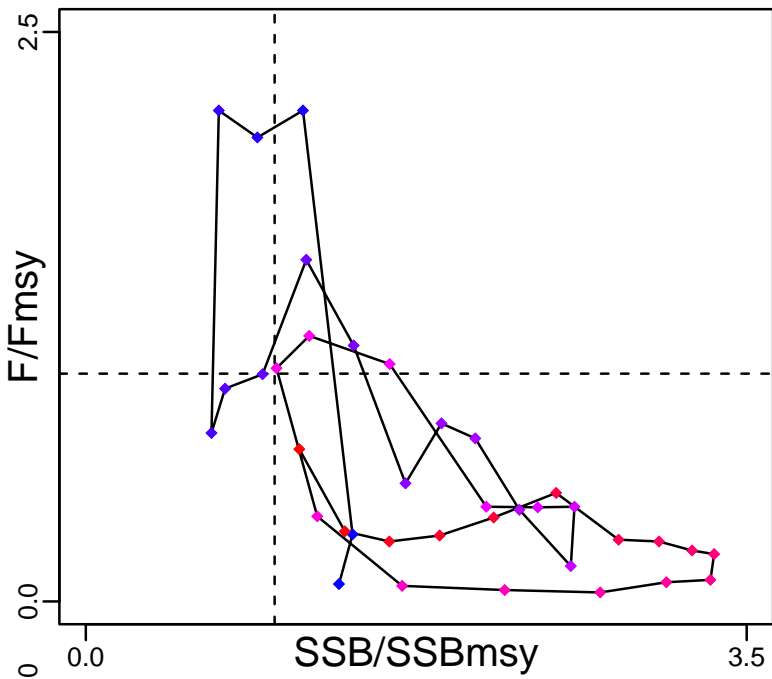
Metadata	
Scientific Name	Cervimunida johni
Current Assess ID	IFOPCH-BSQLOBSTERCSCH-1976-2015-PARMA
Area	Central-Southern Chile
Management Authority	Subsecretaria de Pesca
Assessor	Instituto de Fomento Pesquero - Chilean Fisheries Development Institute
Asmts in RAM	2015

Reference Points			
Type	ID	Asmt Year	Value
TBmsy	-	-	-
SSBmsy	SSBmsy-pr-MT	2015	5139
Fmsy	Fmsy-pr-1/yr	2015	0.38
ERmsy	-	-	-
TBmgt	-	-	-
SSBmgt	SSBmgt-MT	2015	5139
Fmgt	Fmgt-1/yr	2015	0.38
ERmgt	-	-	-
TB0	-	-	-
SSB0	-	-	-
MSY	-	-	-
M	M-1/yr	2015	0.3
TBlim	-	-	-
SSBlim	-	-	-
Flim	-	-	-
ERlim	-	-	-

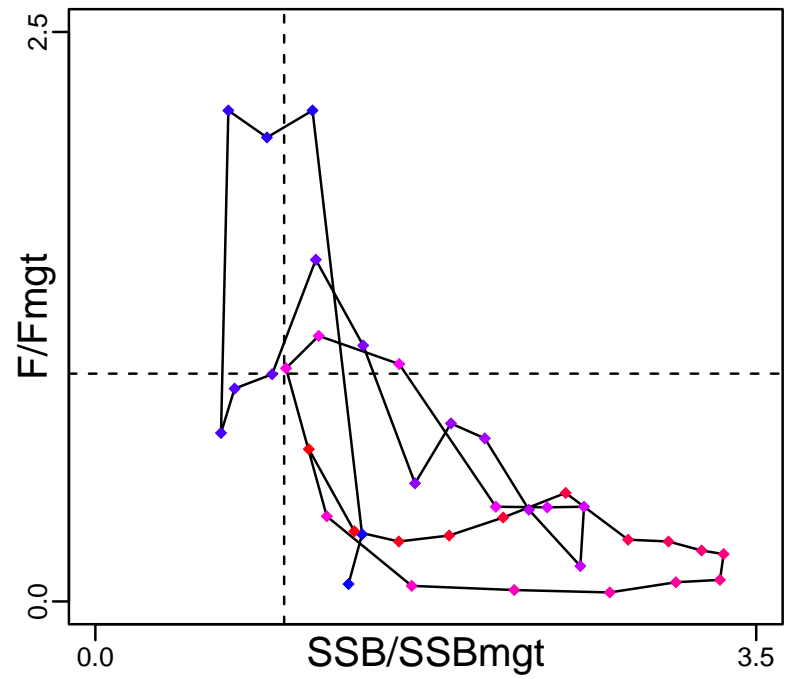
Time Series					
Type	ID	Asmt Year	Curr Value	Sex	Age
TB	TB-MT	2015	23,300	-	-
SSB	SSB-MT	2015	5810	Females	-
TN	-	-	-	-	-
R	R-E00	2015	2.74×10^8	-	3
F	F-1/yr	2015	0.254	-	-
ER	ER-calc-ratio	2015	0.139	-	-
TC	-	-	-		
TL	TL-MT	2015	3250		
TB/TBmsy	-	-	-		
SSB/SSBmsy	SSB-MT/SSBmsy-pr-MT	2015	1.131		
F/Fmsy	F-1/yr/Fmsy-pr-1/yr	2015	0.668		
ER/ERmsy	-	-	-		
TB/TBmgt	-	-	-		
SSB/SSBmgt	SSB-MT/SSBmgt-MT	2015	1.131		
F/Fmgt	F-1/yr/Fmgt-1/yr	2015	0.668		
ER/ERmgt	-	-	-		

Yellow squat lobster Central–Southern Chile [BSQLOBSTERCSCH]

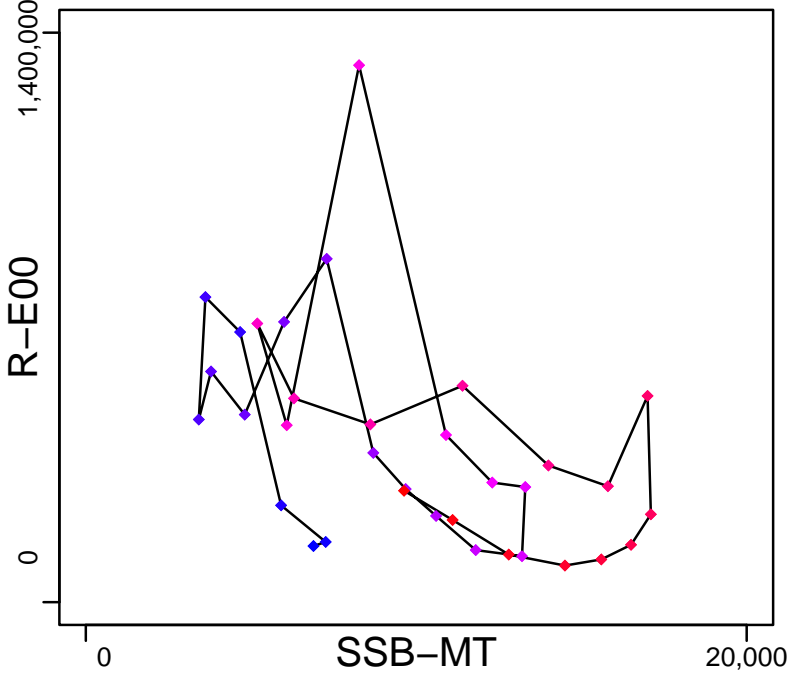
Kobe MSYpref (1976–2015–PARMA)



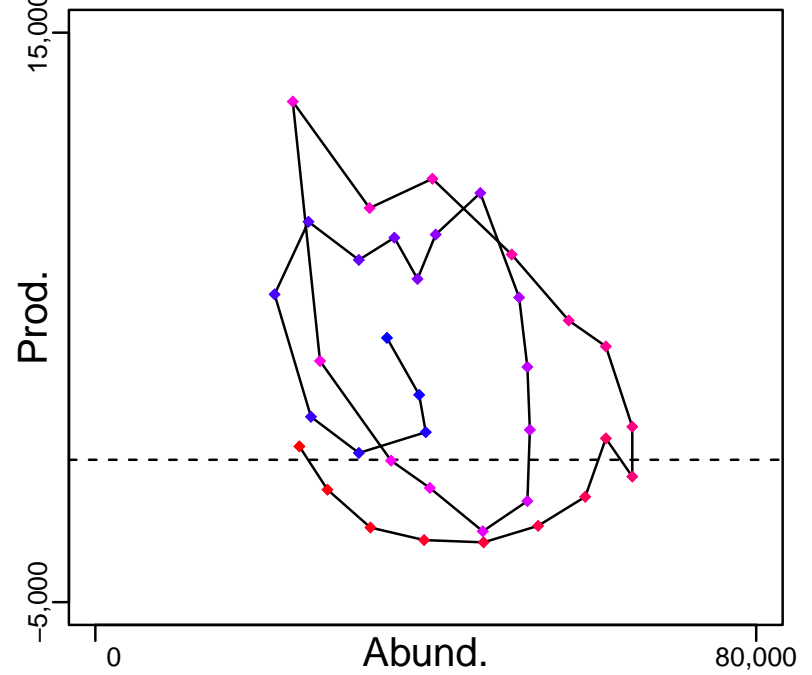
Kobe MGTpref (1976–2015–PARMA)



Spawner Recruit (1976–2015–PARMA)



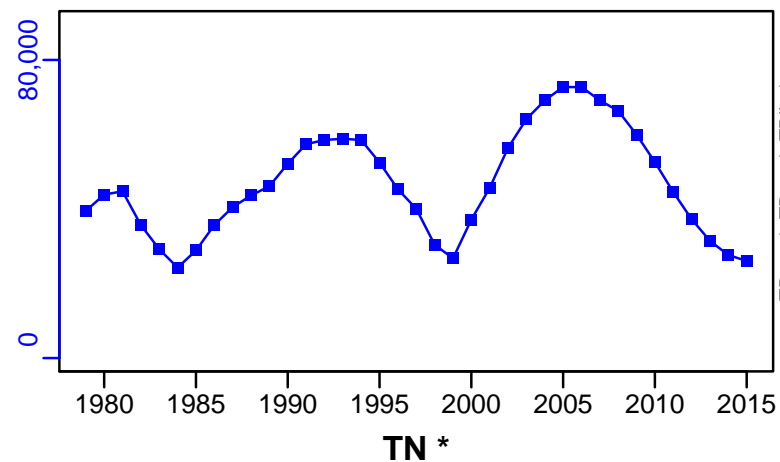
Production (1976–2015–PARMA)



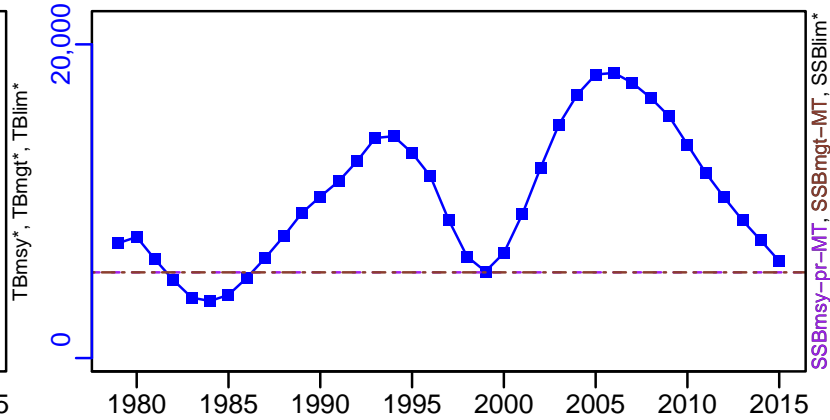
◆ Start Year ◆ End Year * No Data

Yellow squat lobster Central–Southern Chile [BSQLOBSTERCSCH]

TB–MT (1976–2015–PARMA)



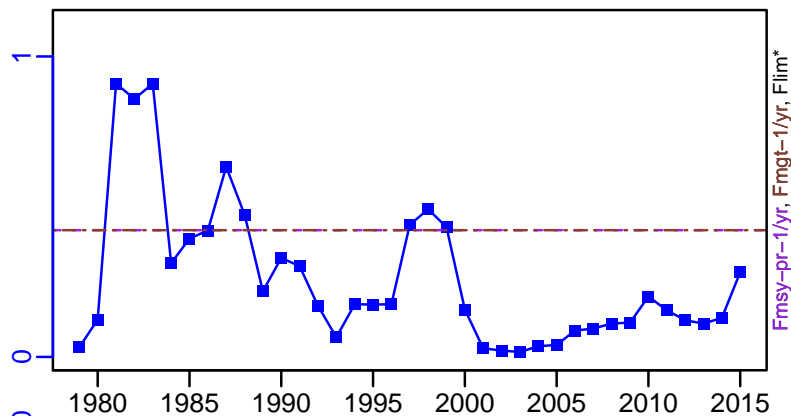
SSB–MT (1976–2015–PARMA)



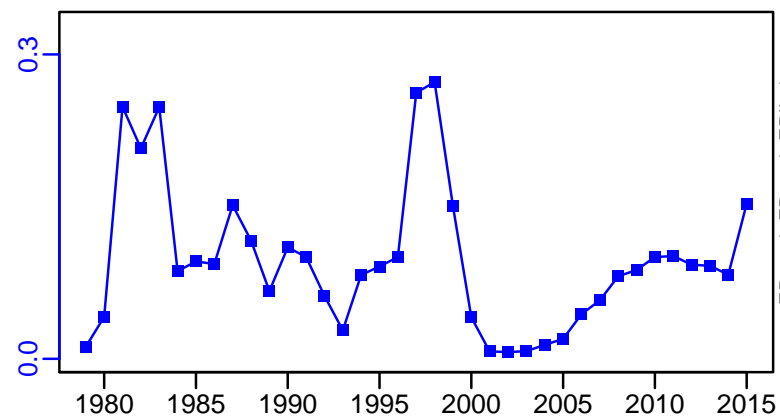
TN *



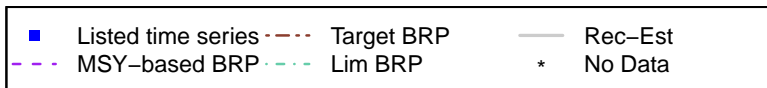
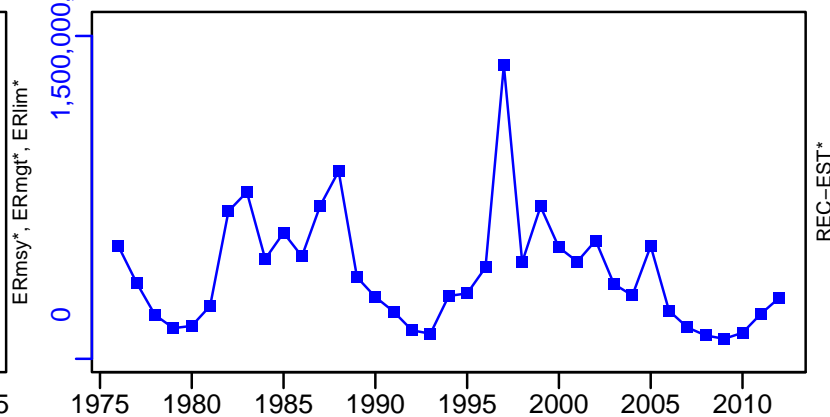
F–1/yr (1976–2015–PARMA)



ER–calc–ratio (1976–2015–PARMA)





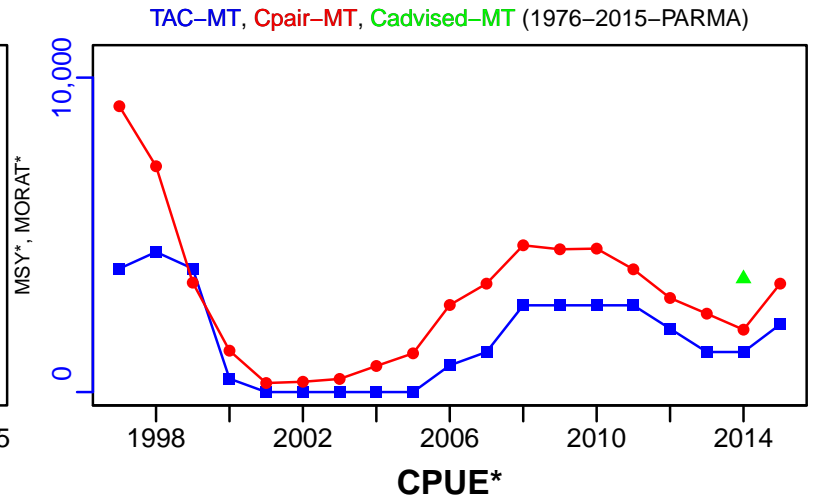
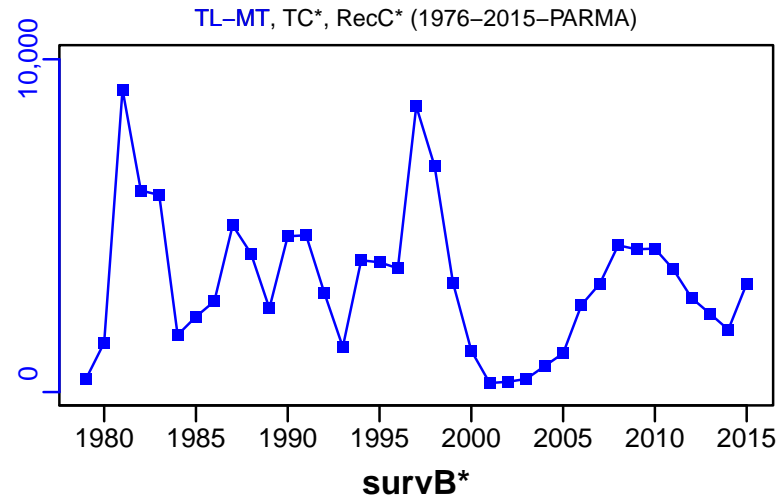
R–E00 (1976–2015–PARMA)



Yellow squat lobster Central–Southern Chile [BSQLOBSTERCSCH]

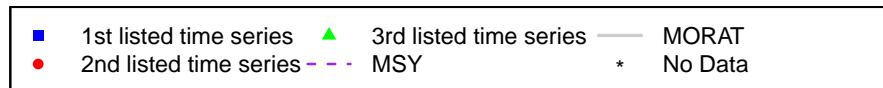
TL–MT, TC*, RecC* (1976–2015–PARMA)

TAC–MT, Cpair–MT, Cadvised–MT (1976–2015–PARMA)



EFFORT*

CdivMSY*



Yellow squat lobster Northern Chile [BSQLOBSTERNCH]

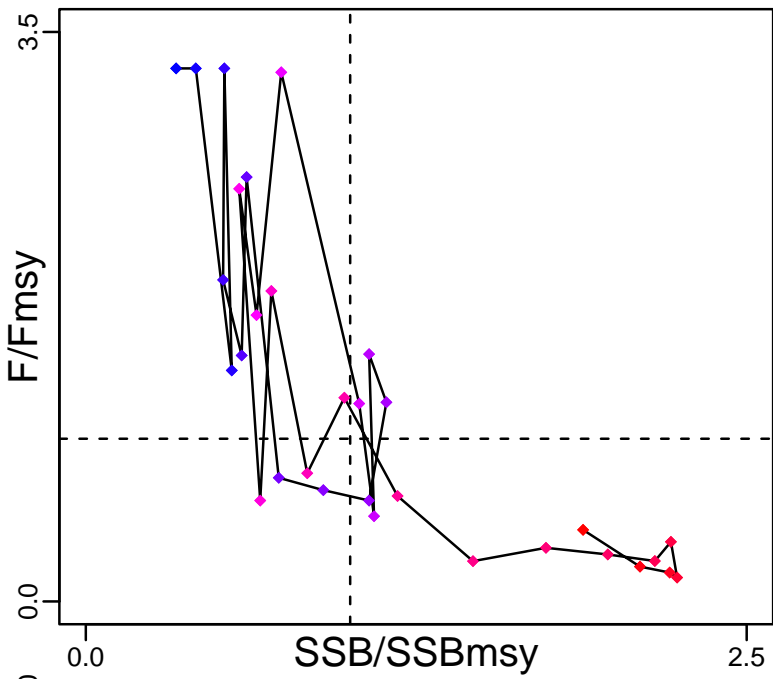
Metadata	
Scientific Name	Cervimunida johni
Current Assess ID	IFOPCH-BSQLOBSTERNCH-1982-2015-PARMA
Area	Northern Chile
Management Authority	Subsecretaria de Pesca
Assessor	Instituto de Fomento Pesquero - Chilean Fisheries Development Institute
Asmts in RAM	2015

Reference Points			
Type	ID	Asmt Year	Value
TBmsy	-	-	-
SSBmsy	SSBmsy-pr-MT	2015	2137
Fmsy	Fmsy-pr-1/yr	2015	0.25
ERmsy	-	-	-
TBmgt	-	-	-
SSBmgt	SSBmgt-MT	2015	2137
Fmgt	Fmgt-1/yr	2015	0.25
ERmgt	-	-	-
TB0	-	-	-
SSB0	-	-	-
MSY	-	-	-
M	M-1/yr	2015	0.3
TBlim	-	-	-
SSBlim	-	-	-
Flim	-	-	-
ERlim	-	-	-

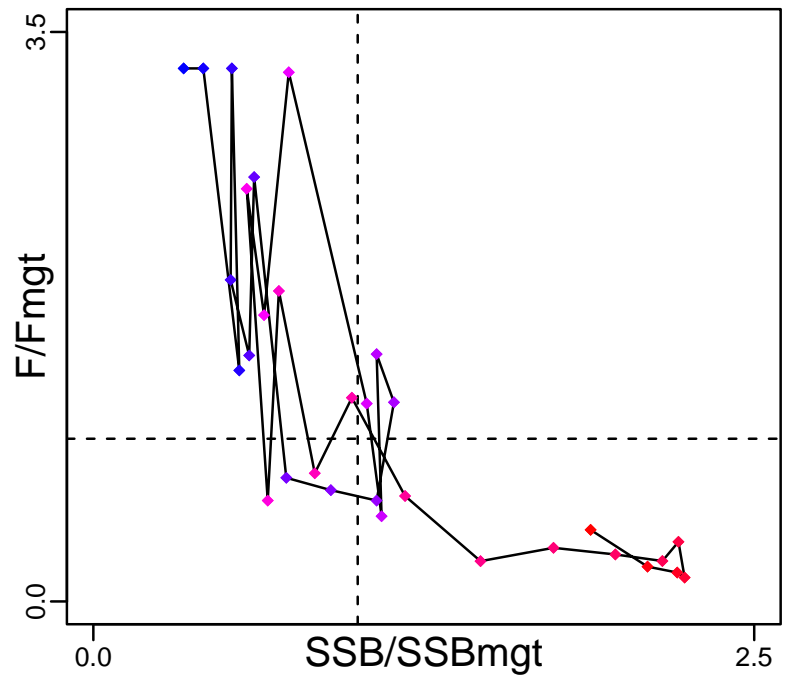
Time Series					
Type	ID	Asmt Year	Curr Value	Sex	Age
TB	TB-MT	2015	19,100	-	-
SSB	SSB-MT	2015	4020	Females	-
TN	-	-	-	-	-
R	R-E00	2015	1.65×10^8	-	3
F	F-1/yr	2015	0.11	-	-
ER	ER-calc-ratio	2015	0.066	-	-
TC	-	-	-		
TL	TL-MT	2015	1260		
TB/TBmsy	-	-	-		
SSB/SSBmsy	SSB-MT/SSBmsy-pr-MT	2015	1.881		
F/Fmsy	F-1/yr/Fmsy-pr-1/yr	2015	0.44		
ER/ERmsy	-	-	-		
TB/TBmgt	-	-	-		
SSB/SSBmgt	SSB-MT/SSBmgt-MT	2015	1.881		
F/Fmgt	F-1/yr/Fmgt-1/yr	2015	0.44		
ER/ERmgt	-	-	-		

Yellow squat lobster Northern Chile [BSQLOBSTERNCH]

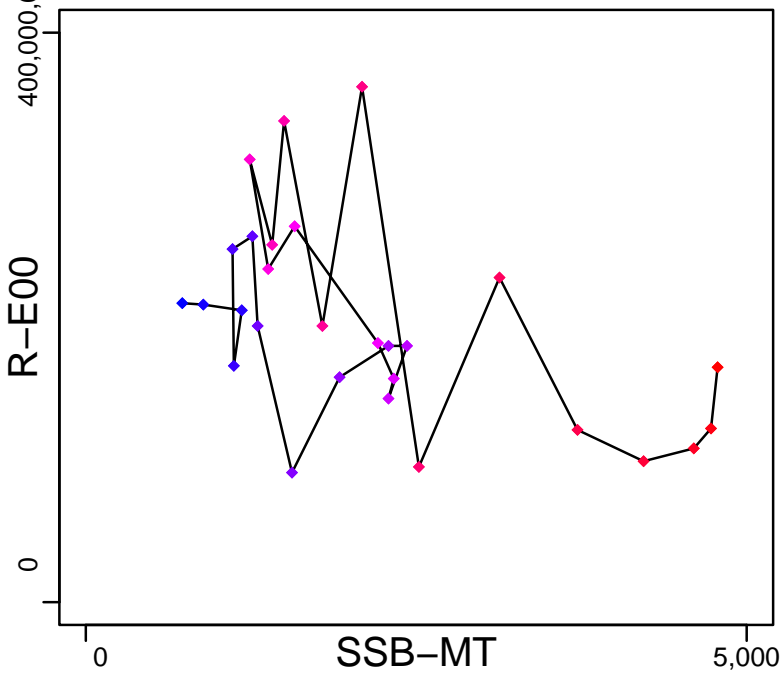
Kobe MSYpref (1982–2015–PARMA)



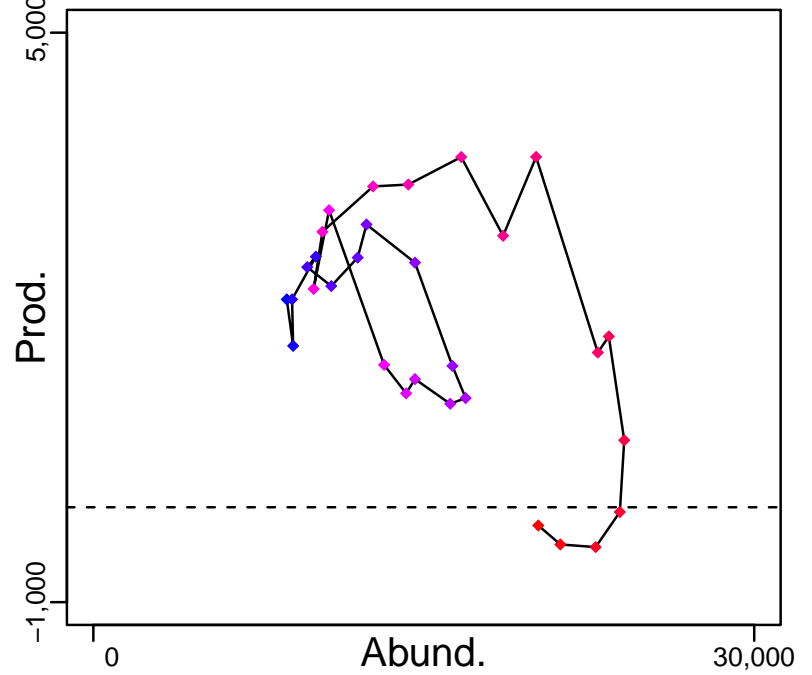
Kobe MGTpref (1982–2015–PARMA)



Spawner Recruit (1982–2015–PARMA)



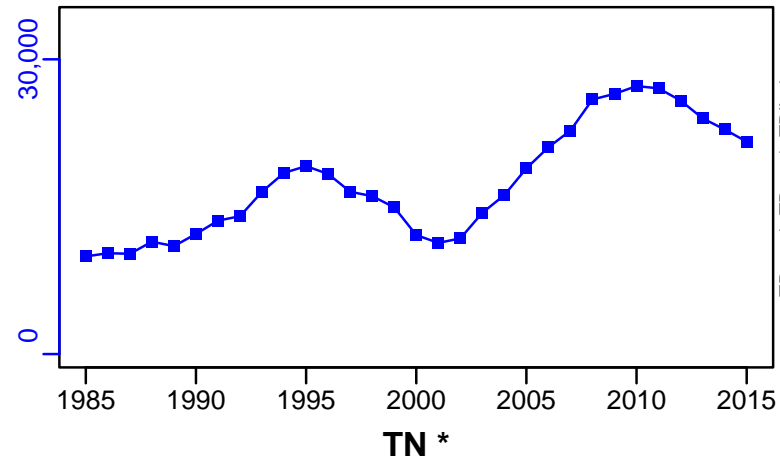
Production (1982–2015–PARMA)



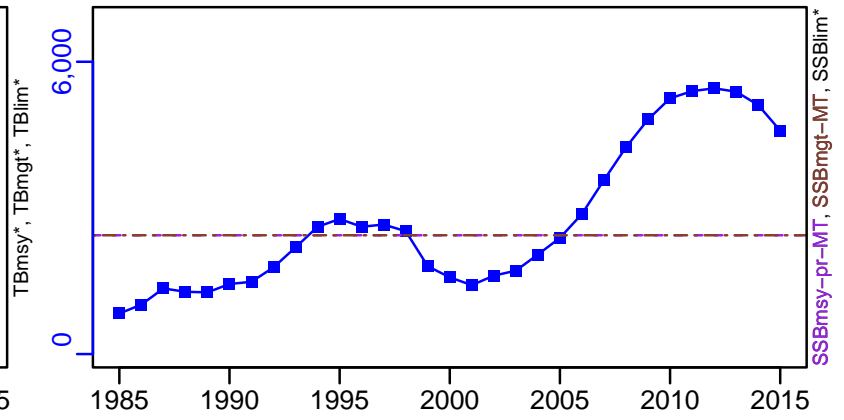
◆ Start Year ◆ End Year * No Data

Yellow squat lobster Northern Chile [BSQLOBSTERNCH]


TB-MT (1982-2015-PARMA)



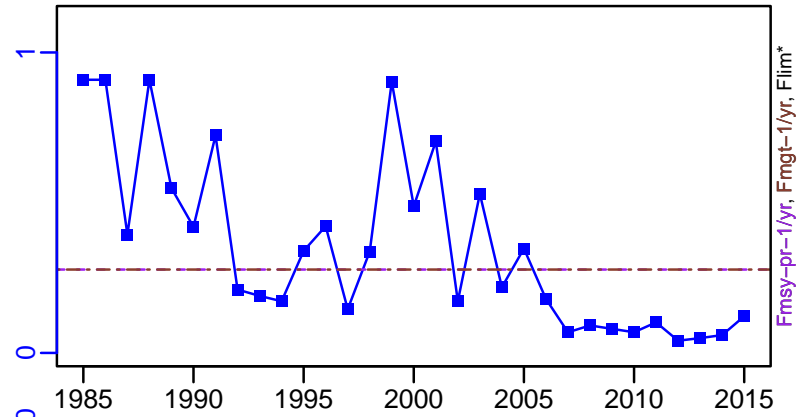
SSB-MT (1982-2015-PARMA)



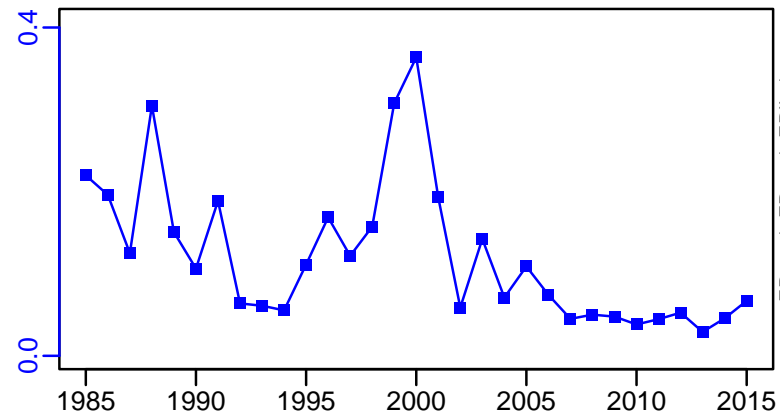
TN *



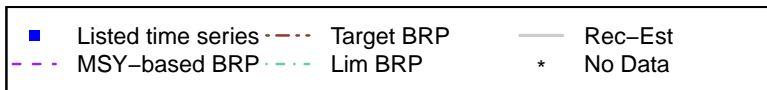
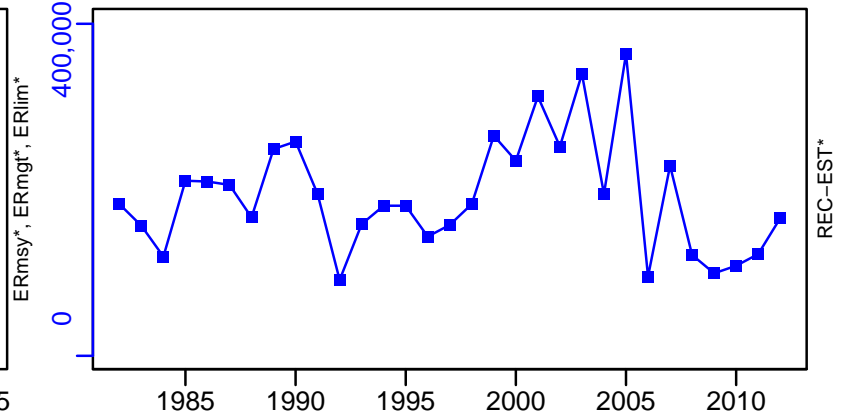
F-1/yr (1982-2015-PARMA)



ER-calc-ratio (1982-2015-PARMA)



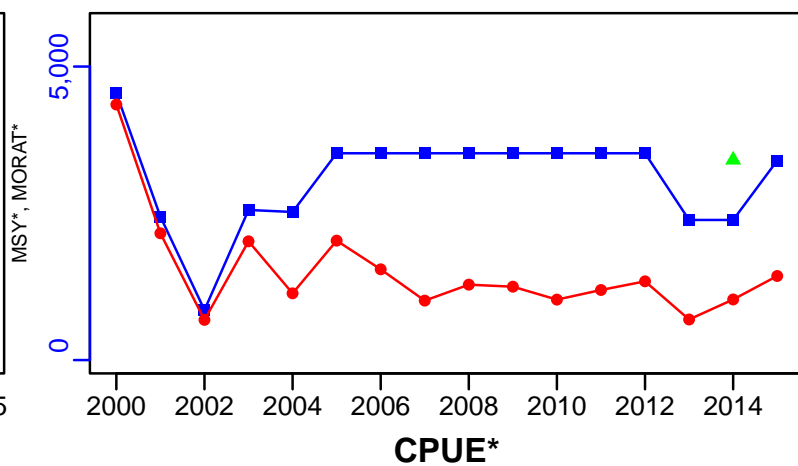
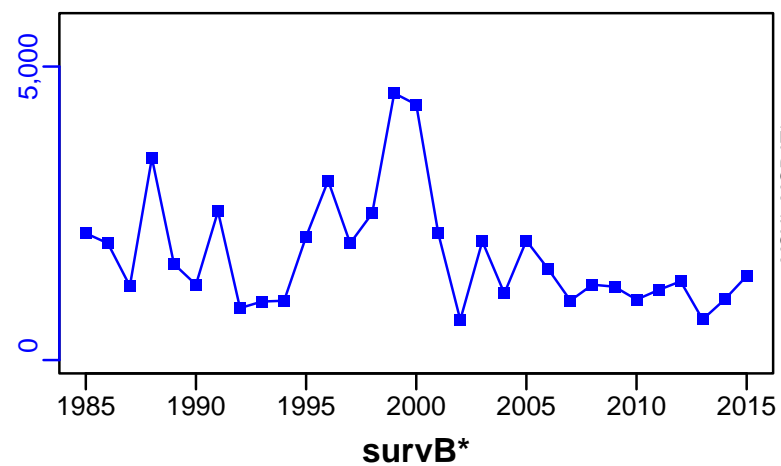
R-E00 (1982-2015-PARMA)



Yellow squat lobster Northern Chile [BSQLOBSTERNCH]

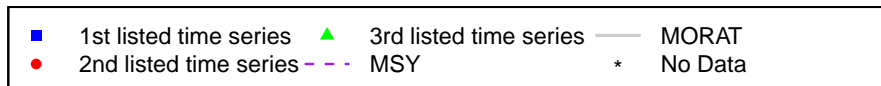

TL-MT, TC*, RecC* (1982-2015-PARMA)

TAC-MT, Cpair-MT, Cadvised-MT (1982-2015-PARMA)



EFFORT*

CdivMSY*







Beni zuwai crab Sea of Japan [BZCRABSOJ]

Metadata	
Scientific Name	Chionoecetes japonicus
Current Assess ID	FAFRFJ-BZCRABSOJ-1999-2013-JPNIMP2016
Area	Sea of Japan
Management Authority	Fisheries Agency of Japan
Assessor	Fisheries Agency and Fisheries Research Agency of Japan
Asmts in RAM	2013


Reference Points			
Type	ID	Asmt Year	Value
TBmsy	-	-	-
SSBmsy	-	-	-
Fmsy	-	-	-
ERmsy	-	-	-
TBmgt	-	-	-
SSBmgt	-	-	-
Fmgt	-	-	-
ERmgt	-	-	-
TB0	-	-	-
SSB0	-	-	-
MSY	-	-	-
M	-	-	-
TBlim	-	-	-
SSBlim	-	-	-
Flim	-	-	-
ERlim	-	-	-

Time Series					
Type	ID	Asmt Year	Curr Value	Sex	Age
TB	-	-	-	-	-
SSB	-	-	-	-	-
TN	-	-	-	-	-
R	-	-	-	-	-
F	-	-	-	-	-
ER	-	-	-	-	-
TC	TC-MT	2013	15,100		
TL	-	-	-		
TB/TBmsy	-	-	-		
SSB/SSBmsy	-	-	-		
F/Fmsy	-	-	-		
ER/ERmsy	-	-	-		
TB/TBmgt	-	-	-		
SSB/SSBmgt	-	-	-		
F/Fmgt	-	-	-		
ER/ERmgt	-	-	-		




◆ Start Year ◆ End Year * No Data


TB*




SSB*




TN *



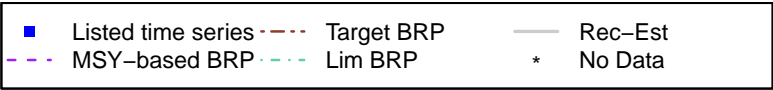

F*



ER*

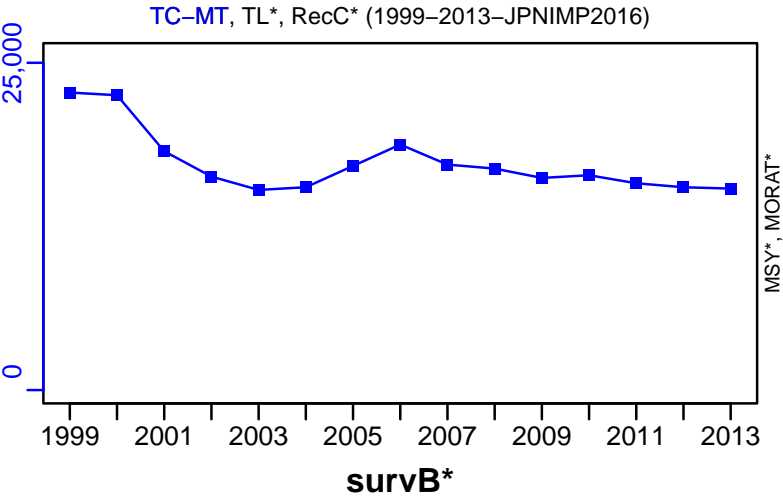


Recruits*




Beni zuwai crab Sea of Japan [BZCRABSOJ]


TC-MT, TL*, RecC* (1999-2013-JPNIMP2016)




TAC*, Cpair*, Cadv*




CPUE*



EFFORT*



CdivMSY*



West coast rock lobster South Africa Areas 1-2 [CRLOBSTERSA12]

Metadata	
Scientific Name	Jasus lalandii
Current Assess ID	MARAM-CRLOBSTERSA12-1910-2020-Johnston
Area	South Africa Areas 1-2
Management Authority	South African national management, Fisheries Branch of Department of Agriculture, Forestry and Fisheries
Assessor	Marine Resource Assessment and Management Group, Department of Mathematics and Applied Mathematics, University of Cape Town, Rondebosch, 7701, South Africa
Asmts in RAM	2012, 2014, 2020

Reference Points			
Type	ID	Asmt Year	Value
TBmsy	-	-	-
SSBmsy	-	-	-
Fmsy	-	-	-
ERmsy	-	-	-
TBmgt	-	-	-
SSBmgt	-	-	-
Fmgt	-	-	-
ERmgt	-	-	-
TB0	TB0-MT	2020	70,589
SSB0	-	-	-
MSY	-	-	-
M	M-1/yr	2020	0.11
TBlim	-	-	-
SSBlim	-	-	-
Flim	-	-	-
ERlim	-	-	-

Time Series					
Type	ID	Asmt Year	Curr Value	Sex	Age
TB	TB-MT	2020	1261	Males	-
SSB	SSB-relative	2020	0.04	Females	-
TN	-	-	-	-	-
R	R-E00	2020	1,746,541	-	-
F	-	-	-	-	-
ER	ER-ratio	2020	0.011	-	-
TC	TC-MT	2020	14		
TL	TL-MT	2020	14		
TB/TBmsy	-	-	-		
SSB/SSBmsy	-	-	-		
F/Fmsy	-	-	-		
ER/ERmsy	-	-	-		
TB/TBmgt	-	-	-		
SSB/SSBmgt	-	-	-		
F/Fmgt	-	-	-		
ER/ERmgt	-	-	-		

West coast rock lobster South Africa Areas 1–2 [CRLOBSTERSA12]

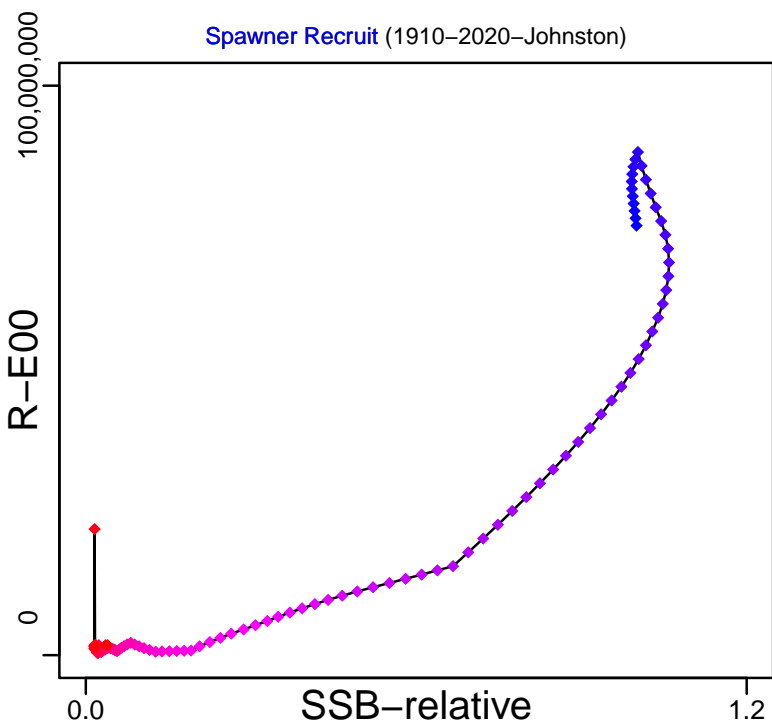
Kobe MSY*



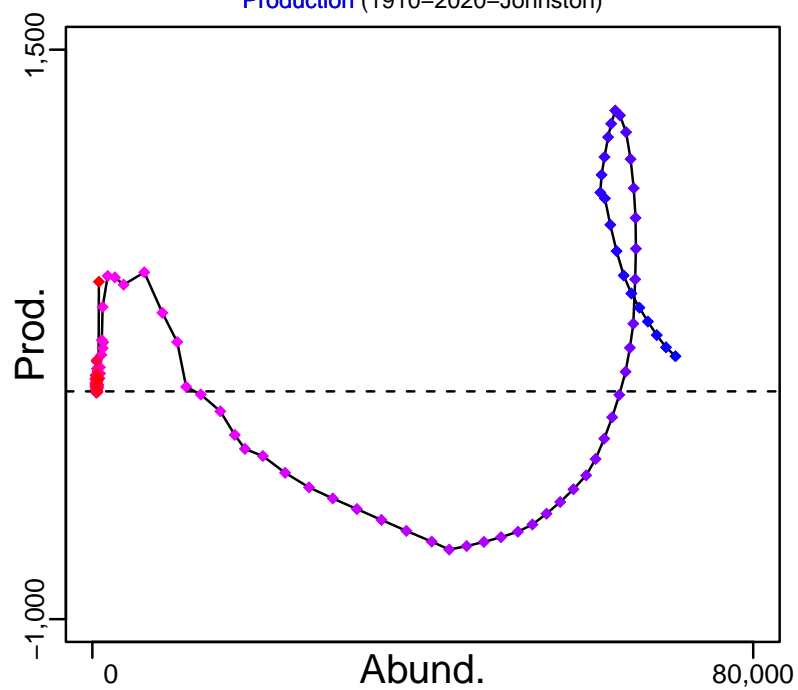
Kobe MGT*



Spawner Recruit (1910–2020–Johnston)



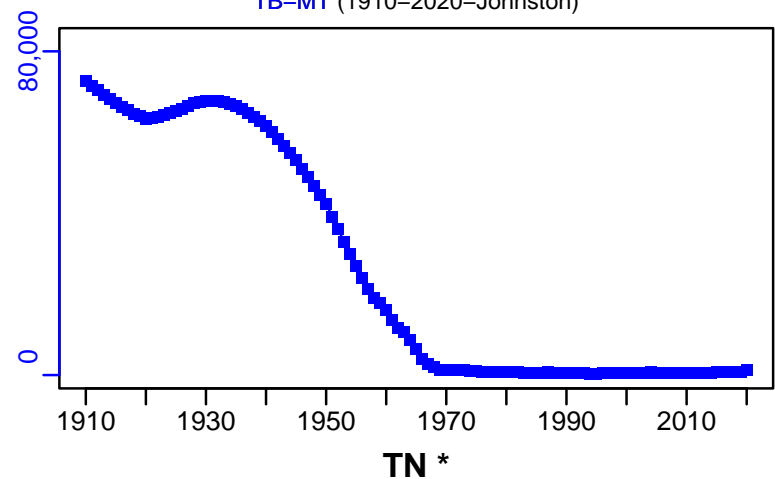
Production (1910–2020–Johnston)



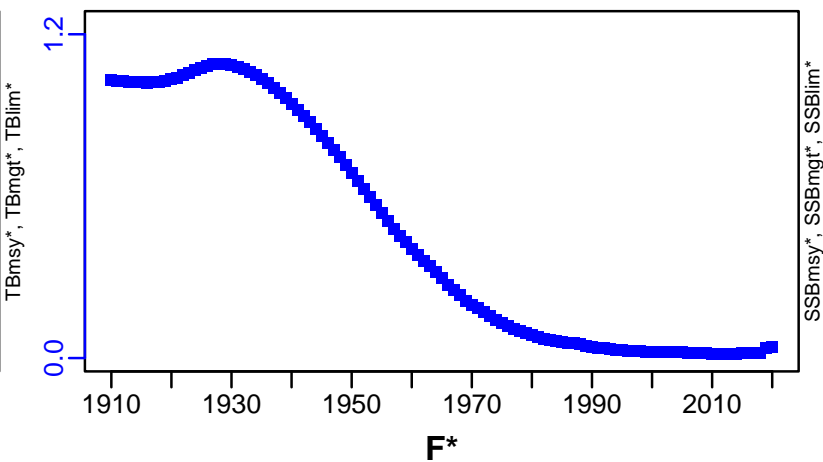
◆ Start Year ◆ End Year * No Data

West coast rock lobster South Africa Areas 1–2 [CRLOBSTERSA12]

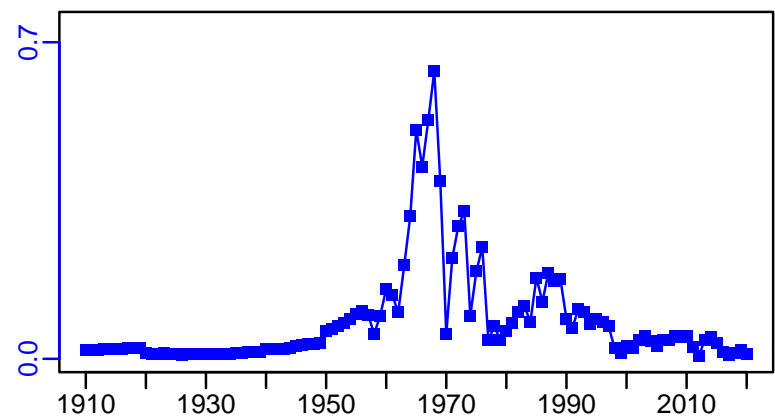
TB–MT (1910–2020–Johnston)



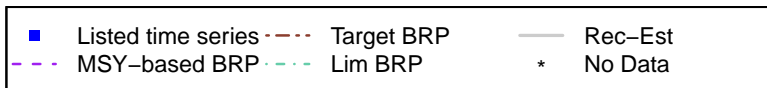
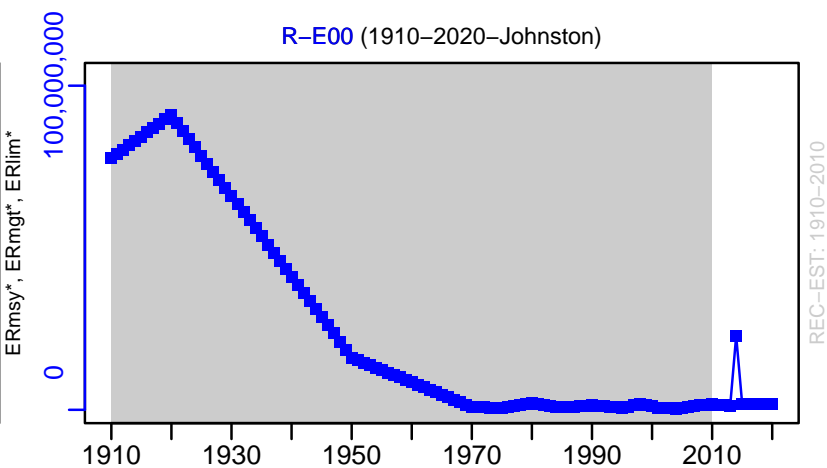
SSB–relative (1910–2020–Johnston)



ER–ratio (1910–2020–Johnston)



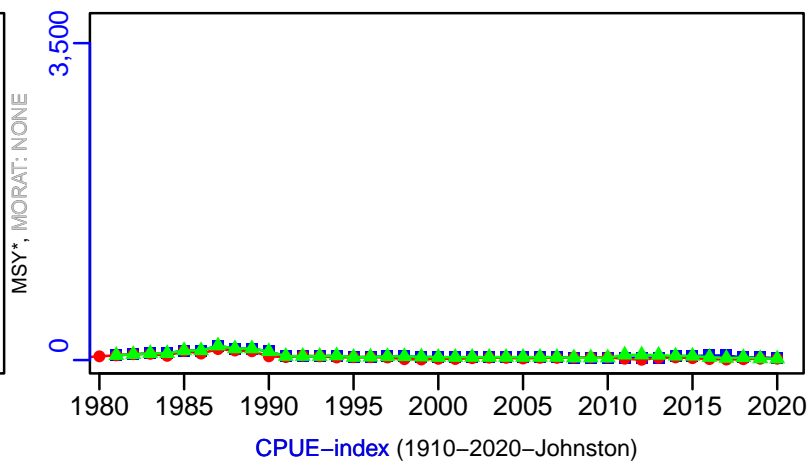
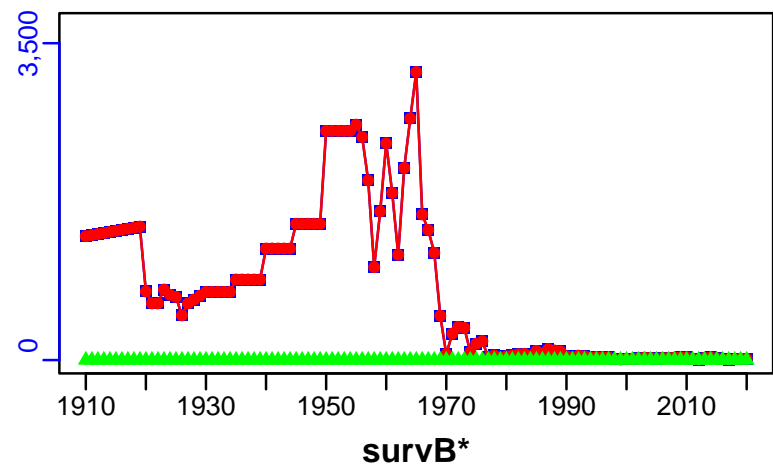
R–E00 (1910–2020–Johnston)



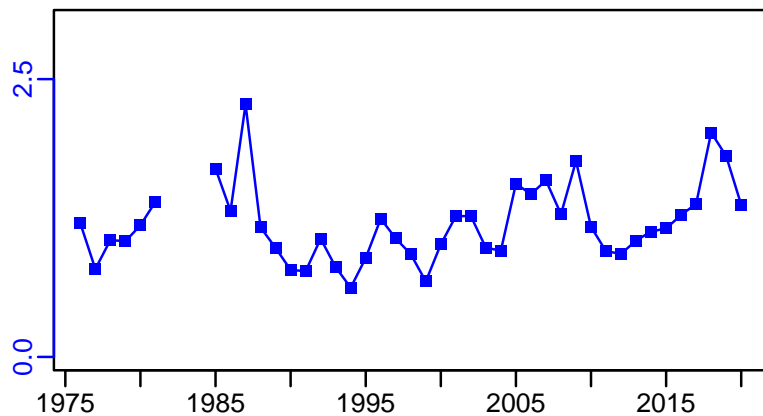
West coast rock lobster South Africa Areas 1-2 [CRLOBSTERSA12]

TC-MT, TL-MT, RecC-MT (1910-2020-Johnston)

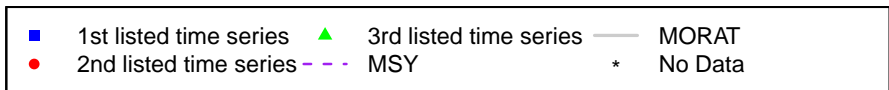


TAC-MT, Cpair-MT, Cadvised-MT (1910-2020-Johnston)



EFFORT*



CdivMSY*



West coast rock lobster South Africa Areas 3-4 [CRLOBSTERSA34]

Metadata	
Scientific Name	Jasus lalandii
Current Assess ID	MARAM-CRLOBSTERSA34-1910-2020-Johnston
Area	South Africa Areas 3-4
Management Authority	South African national management, Fisheries Branch of Department of Agriculture, Forestry and Fisheries
Assessor	Marine Resource Assessment and Management Group, Department of Mathematics and Applied Mathematics, University of Cape Town, Rondebosch, 7701, South Africa
Asmts in RAM	2012, 2014, 2020

Reference Points			
Type	ID	Asmt Year	Value
TBmsy	-	-	-
SSBmsy	-	-	-
Fmsy	-	-	-
ERmsy	-	-	-
TBmgt	-	-	-
SSBmgt	-	-	-
Fmgt	-	-	-
ERmgt	-	-	-
TB0	TB0-MT	2020	160,176
SSB0	-	-	-
MSY	-	-	-
M	M-1/yr	2020	0.11
TBlim	-	-	-
SSBlim	-	-	-
Flim	-	-	-
ERlim	-	-	-

Time Series					
Type	ID	Asmt Year	Curr Value	Sex	Age
TB	TB-MT	2020	2846	Males	-
SSB	SSB-relative	2020	0.045	Females	-
TN	-	-	-	-	-
R	R-E00	2020	36,713,488	-	-
F	-	-	-	-	-
ER	ER-ratio	2020	0.028	-	-
TC	TC-MT	2020	220		
TL	TL-MT	2020	81		
TB/TBmsy	-	-	-		
SSB/SSBmsy	-	-	-		
F/Fmsy	-	-	-		
ER/ERmsy	-	-	-		
TB/TBmgt	-	-	-		
SSB/SSBmgt	-	-	-		
F/Fmgt	-	-	-		
ER/ERmgt	-	-	-		

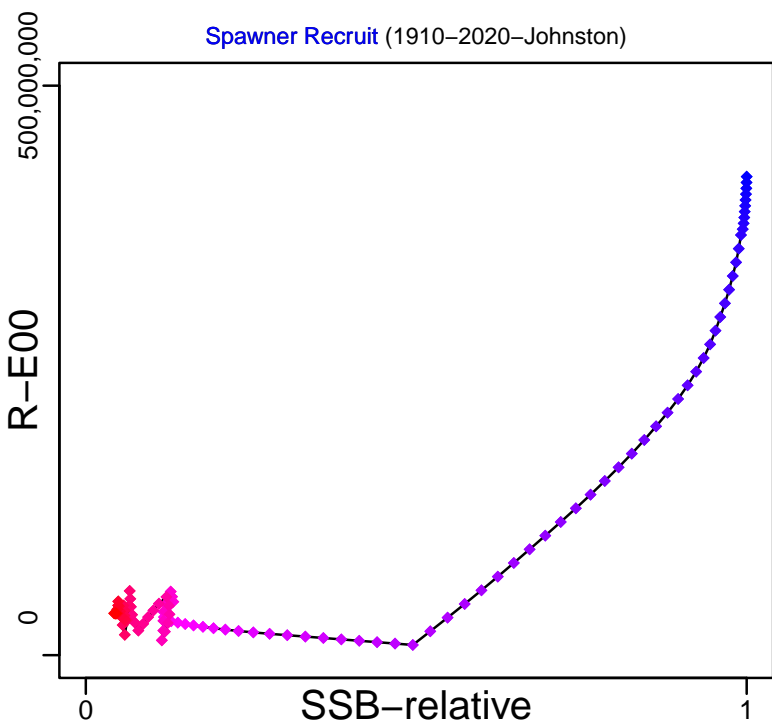
Kobe MSY*



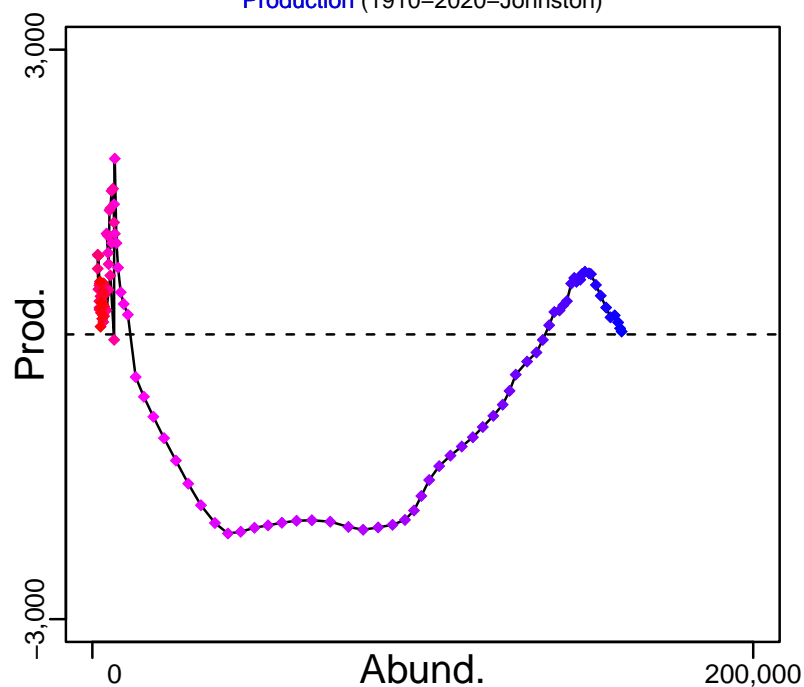
Kobe MGT*



Spawner Recruit (1910–2020–Johnston)



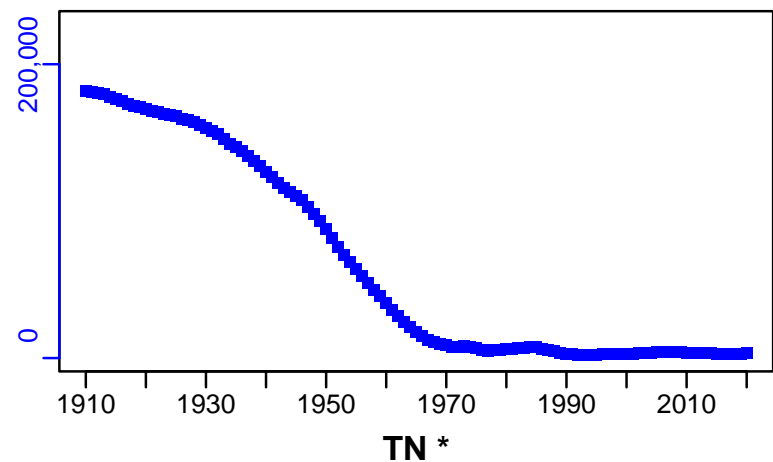
Production (1910–2020–Johnston)



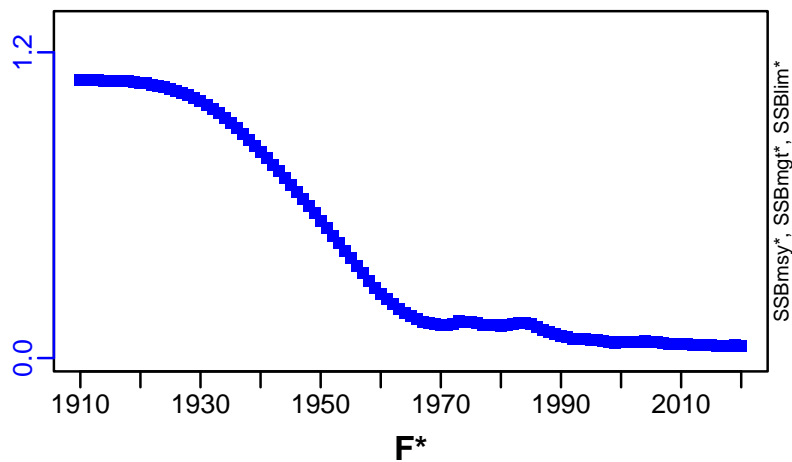
◆ Start Year ◆ End Year * No Data

West coast rock lobster South Africa Areas 3–4 [CRLOBSTERSA34]

TB–MT (1910–2020–Johnston)



SSB–relative (1910–2020–Johnston)

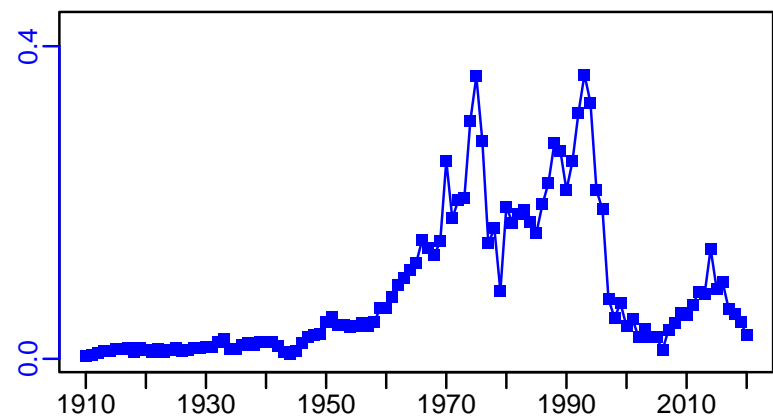


TN *

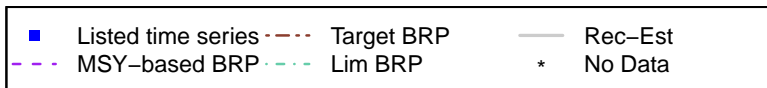
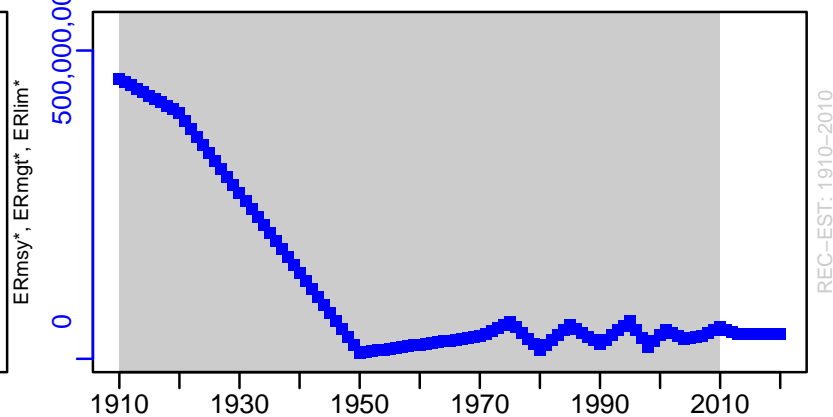
F*



ER–ratio (1910–2020–Johnston)

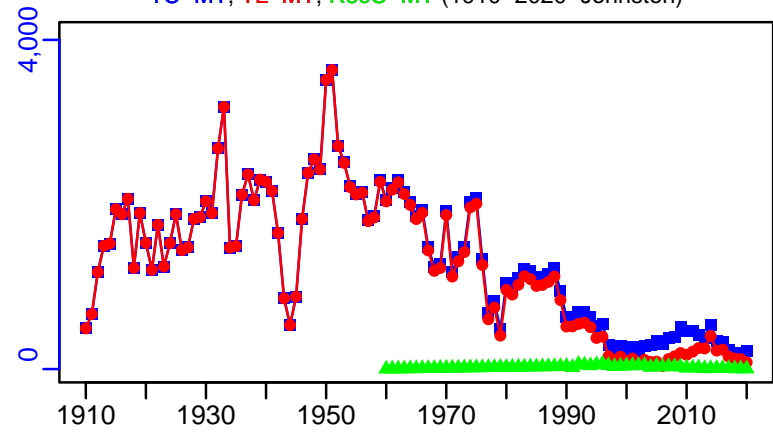


R–E00 (1910–2020–Johnston)

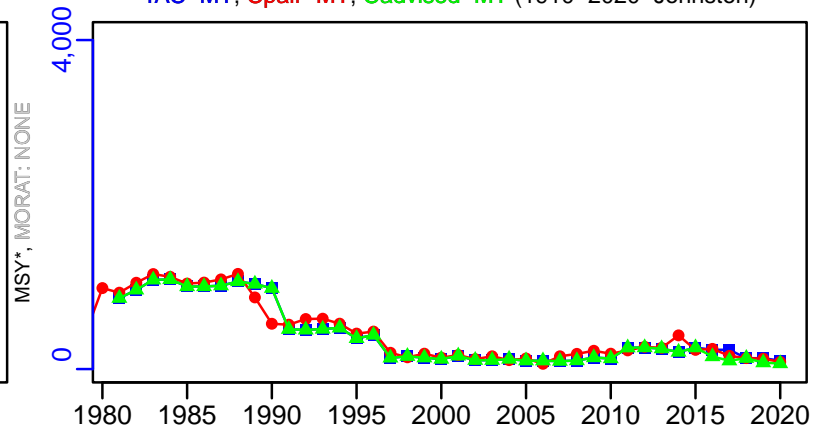


West coast rock lobster South Africa Areas 3-4 [CRLOBSTERSA34]

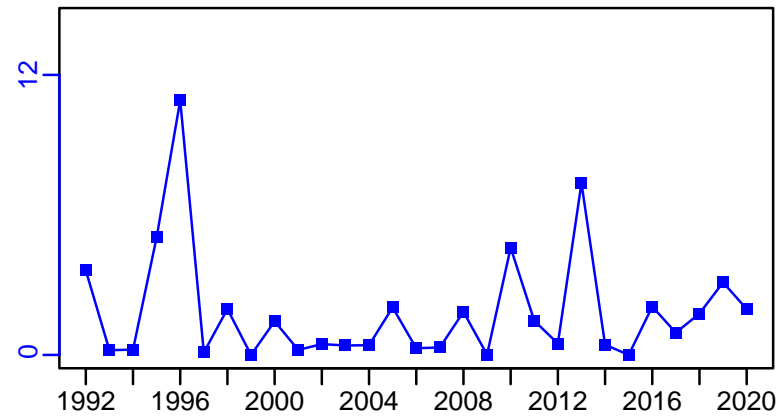
TC-MT, TL-MT, RecC-MT (1910-2020-Johnston)



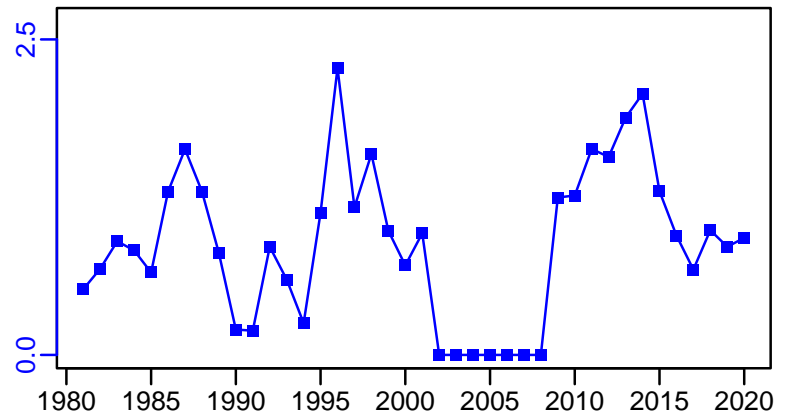
TAC-MT, Cpair-MT, Cadvised-MT (1910-2020-Johnston)




survB_index-index (1910-2020-Johnston)




CPUE-index (1910-2020-Johnston)



EFFORT*



CdivMSY*



■ 1st listed time series ▲ 3rd listed time series — MORAT
 ● 2nd listed time series - - - MSY * No Data

West coast rock lobster South Africa Areas 5-6 [CRLOBSTERSA56]

Metadata	
Scientific Name	Jasus lalandii
Current Assess ID	MARAM-CRLOBSTERSA56-1910-2020-Johnston
Area	South Africa Areas 5-6
Management Authority	South African national management, Fisheries Branch of Department of Agriculture, Forestry and Fisheries
Assessor	Marine Resource Assessment and Management Group, Department of Mathematics and Applied Mathematics, University of Cape Town, Rondebosch, 7701, South Africa
Asmts in RAM	2012, 2014, 2020

Reference Points			
Type	ID	Asmt Year	Value
TBmsy	-	-	-
SSBmsy	-	-	-
Fmsy	-	-	-
ERmsy	-	-	-
TBmgt	-	-	-
SSBmgt	-	-	-
Fmgt	-	-	-
ERmgt	-	-	-
TB0	TB0-MT	2020	230,233
SSB0	-	-	-
MSY	-	-	-
M	M-1/yr	2020	0.11
TBlim	-	-	-
SSBlim	-	-	-
Flim	-	-	-
ERlim	-	-	-

Time Series					
Type	ID	Asmt Year	Curr Value	Sex	Age
TB	TB-MT	2020	3352	Males	-
SSB	SSB-relative	2020	0.034	Females	-
TN	-	-	-	-	-
R	R-E00	2020	28,029,094	-	-
F	-	-	-	-	-
ER	ER-ratio	2020	0.016	-	-
TC	TC-MT	2020	138		
TL	TL-MT	2020	54		
TB/TBmsy	-	-	-		
SSB/SSBmsy	-	-	-		
F/Fmsy	-	-	-		
ER/ERmsy	-	-	-		
TB/TBmgt	-	-	-		
SSB/SSBmgt	-	-	-		
F/Fmgt	-	-	-		
ER/ERmgt	-	-	-		

West coast rock lobster South Africa Areas 5–6 [CRLOBSTERSA56]

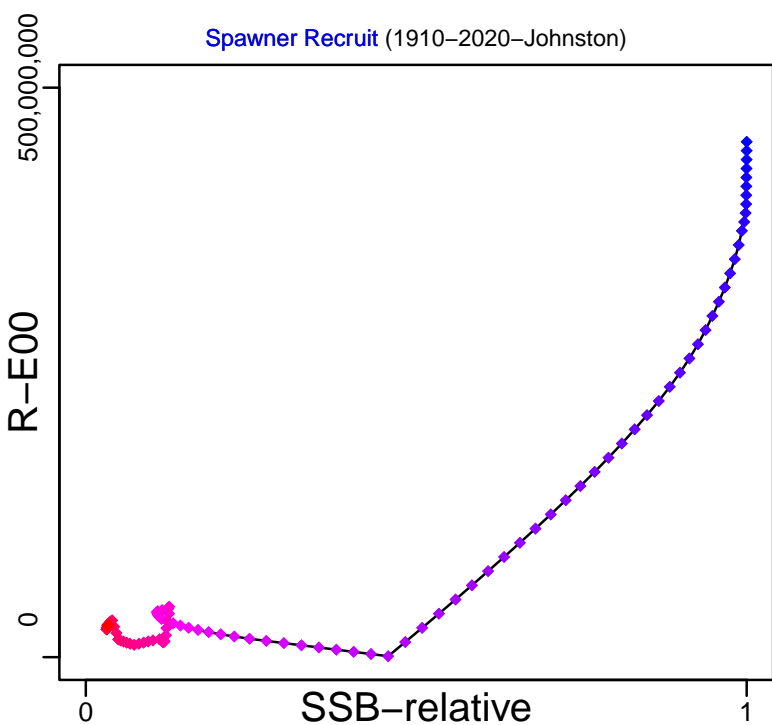
Kobe MSY*



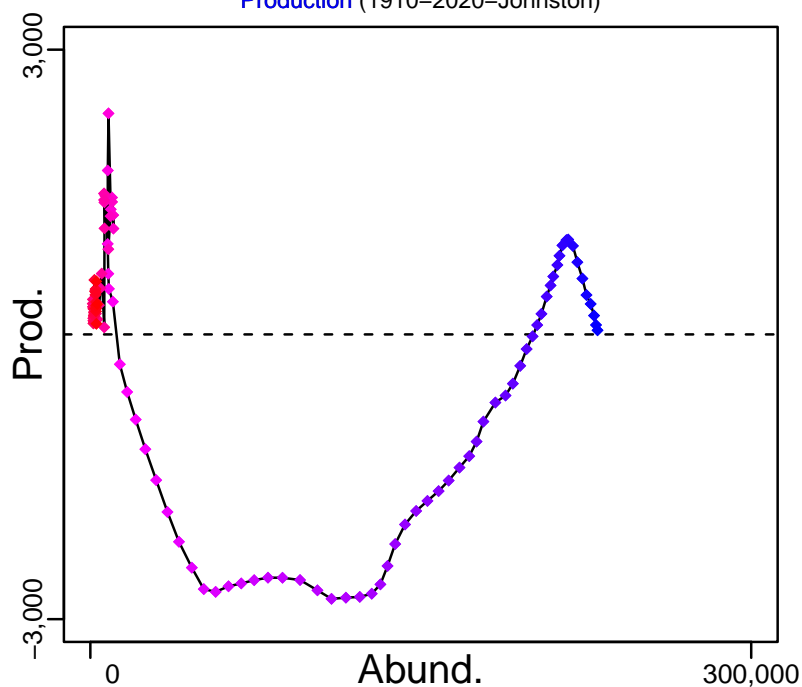
Kobe MGT*



Spawner Recruit (1910–2020–Johnston)



Production (1910–2020–Johnston)

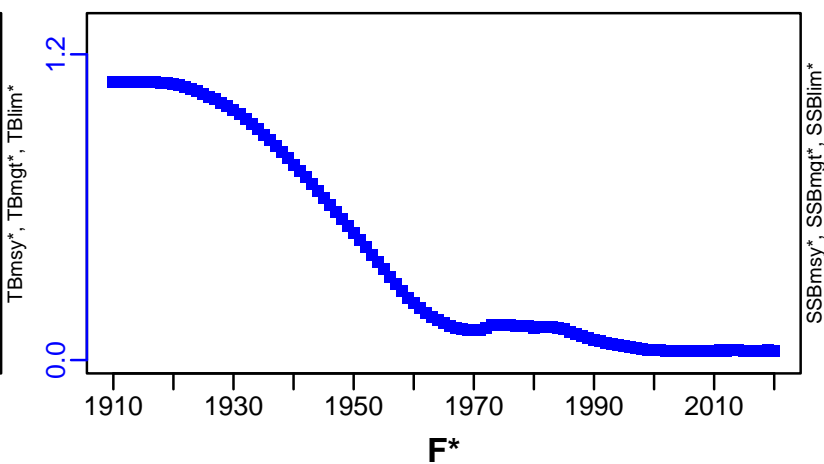
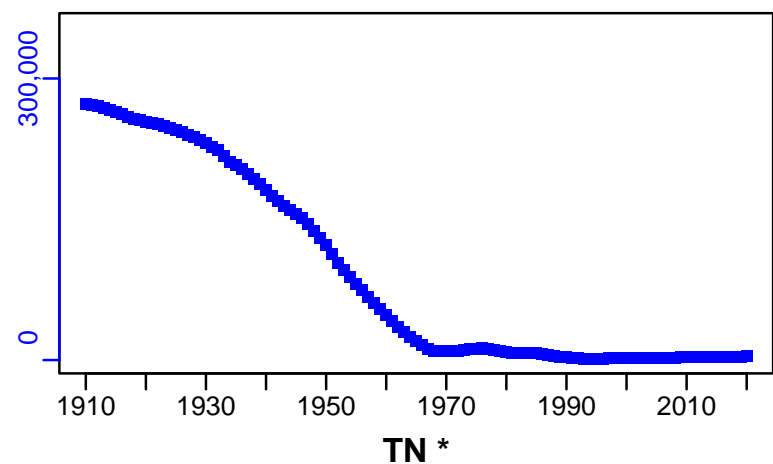


◆ Start Year ◆ End Year * No Data

West coast rock lobster South Africa Areas 5–6 [CRLOBSTERSA56]

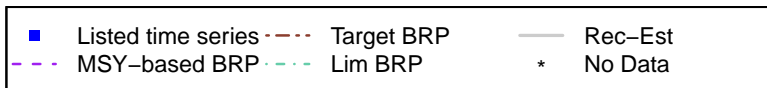
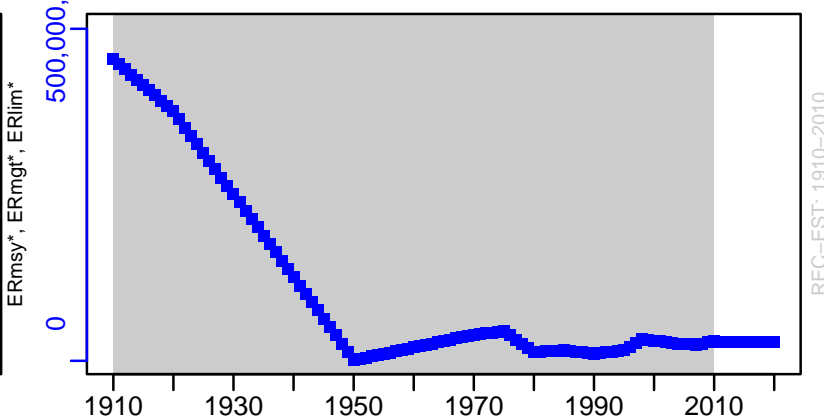
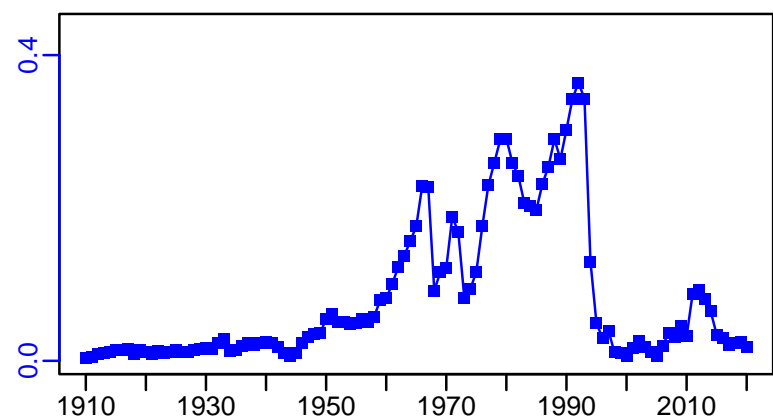
TB–MT (1910–2020–Johnston)

SSB–relative (1910–2020–Johnston)



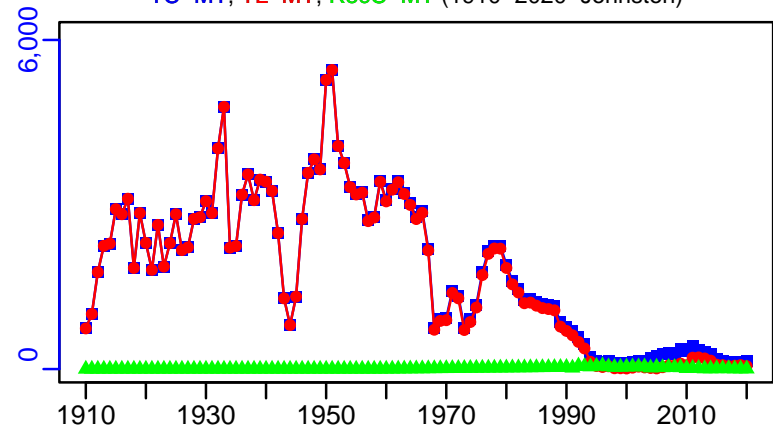
ER–ratio (1910–2020–Johnston)

R–E00 (1910–2020–Johnston)

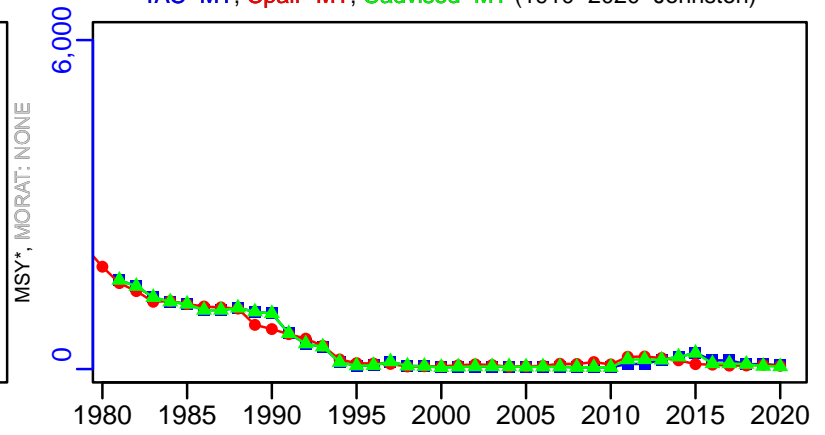


West coast rock lobster South Africa Areas 5-6 [CRLOBSTERSA56]

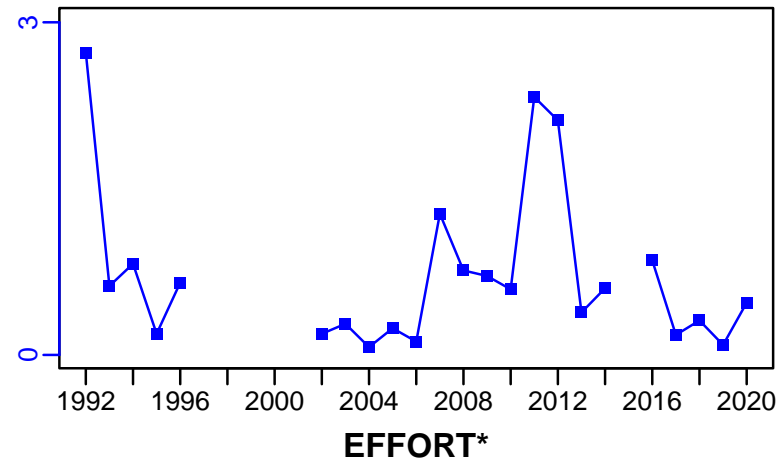
TC-MT, TL-MT, RecC-MT (1910-2020-Johnston)



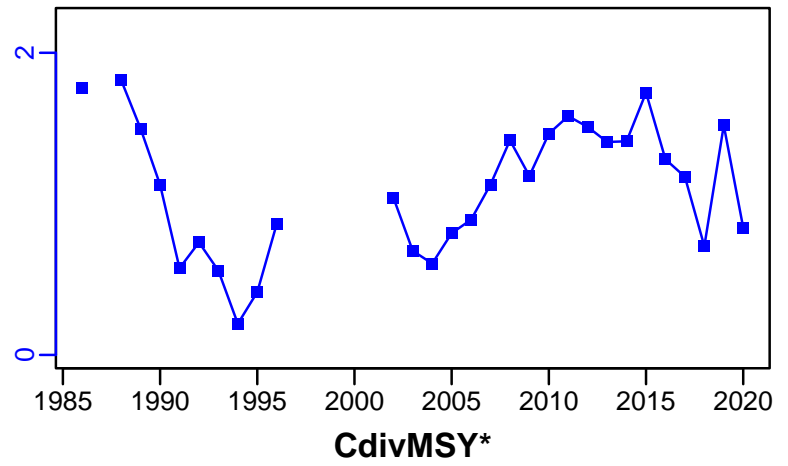
TAC-MT, Cpair-MT, Cadvised-MT (1910-2020-Johnston)



survB_index-index (1910-2020-Johnston)



CPUE-index (1910-2020-Johnston)



EFFORT*

CdivMSY*

■ 1st listed time series ▲ 3rd listed time series — MORAT
● 2nd listed time series - - - MSY * No Data

West coast rock lobster South Africa Area 7 [CRLOBSTERSA7]


Metadata	
Scientific Name	Jasus lalandii
Current Assess ID	MARAM-CRLOBSTERSA7-1910-2020-Johnston
Area	South Africa Area 7
Management Authority	South African national management, Fisheries Branch of Department of Agriculture, Forestry and Fisheries
Assessor	Marine Resource Assessment and Management Group, Department of Mathematics and Applied Mathematics, University of Cape Town, Rondebosch, 7701, South Africa
Asmts in RAM	2012, 2014, 2020

Reference Points			
Type	ID	Asmt Year	Value
TBmsy	-	-	-
SSBmsy	-	-	-
Fmsy	-	-	-
ERmsy	-	-	-
TBmgt	-	-	-
SSBmgt	-	-	-
Fmgt	-	-	-
ERmgt	-	-	-
TB0	TB0-MT	2020	419,875
SSB0	-	-	-
MSY	-	-	-
M	M-1/yr	2020	0.11
TBlim	-	-	-
SSBlim	-	-	-
Flim	-	-	-
ERlim	-	-	-


Time Series					
Type	ID	Asmt Year	Curr Value	Sex	Age
TB	TB-MT	2020	1450	Males	-
SSB	SSB-relative	2020	0.015	Females	-
TN	-	-	-	-	-
R	R-E00	2020	6,361,961	-	-
F	-	-	-	-	-
ER	ER-ratio	2020	0.057	-	-
TC	TC-MT	2020	172		
TL	TL-MT	2020	82		
TB/TBmsy	-	-	-		
SSB/SSBmsy	-	-	-		
F/Fmsy	-	-	-		
ER/ERmsy	-	-	-		
TB/TBmgt	-	-	-		
SSB/SSBmgt	-	-	-		
F/Fmgt	-	-	-		
ER/ERmgt	-	-	-		

West coast rock lobster South Africa Area 7 [CRLOBSTERSA7]

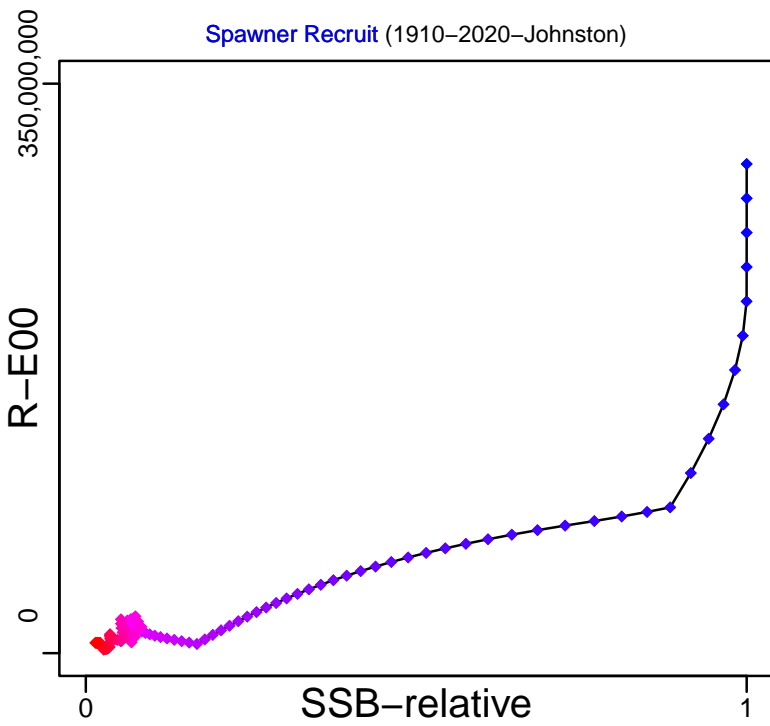
Kobe MSY*



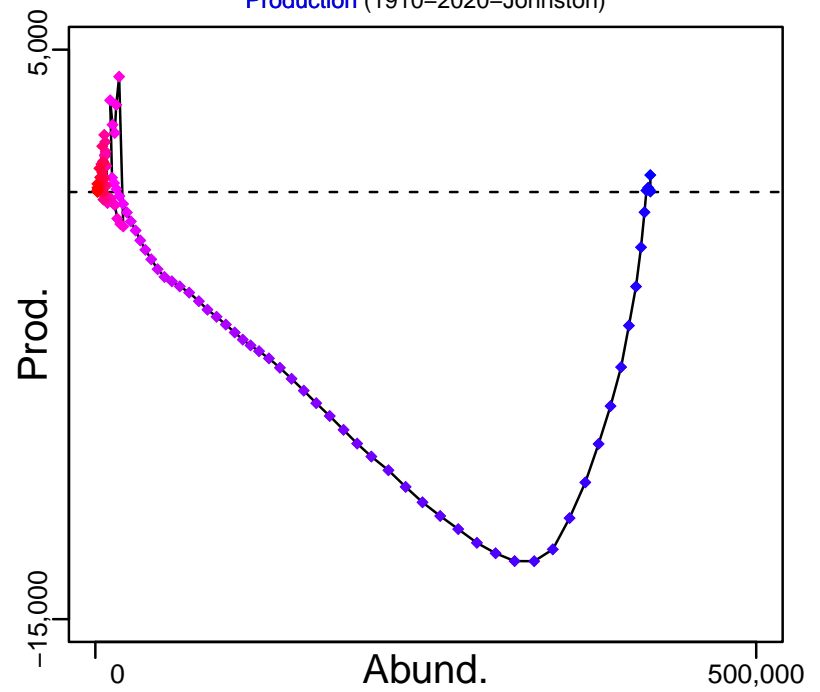
Kobe MGT*



Spawner Recruit (1910–2020–Johnston)



Production (1910–2020–Johnston)



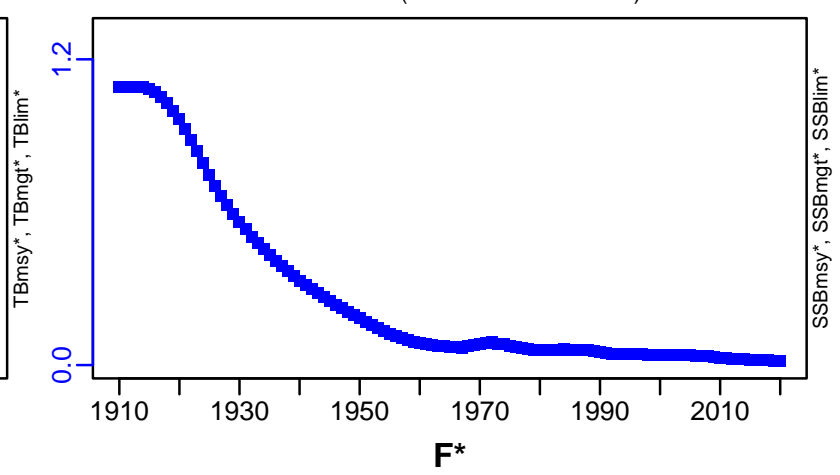
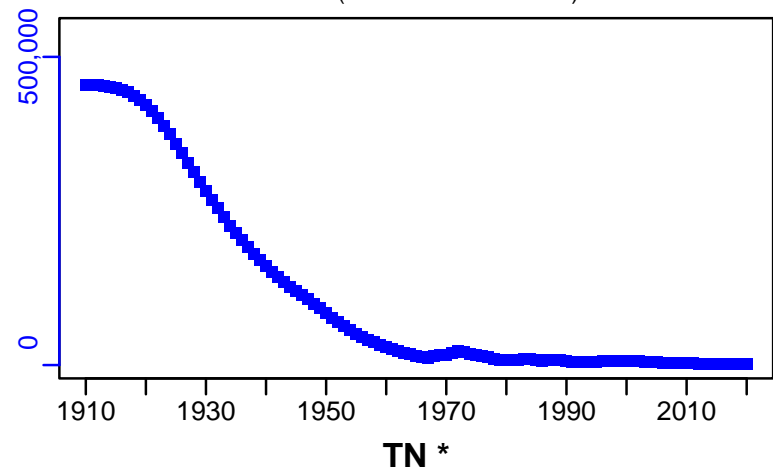


◆ Start Year ◆ End Year * No Data

West coast rock lobster South Africa Area 7 [CRLOBSTERSA7]

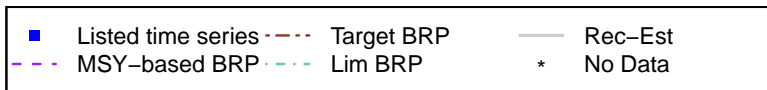
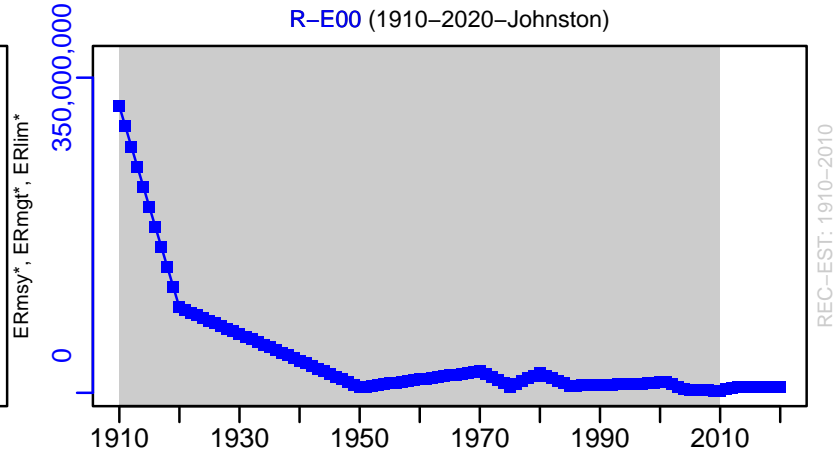
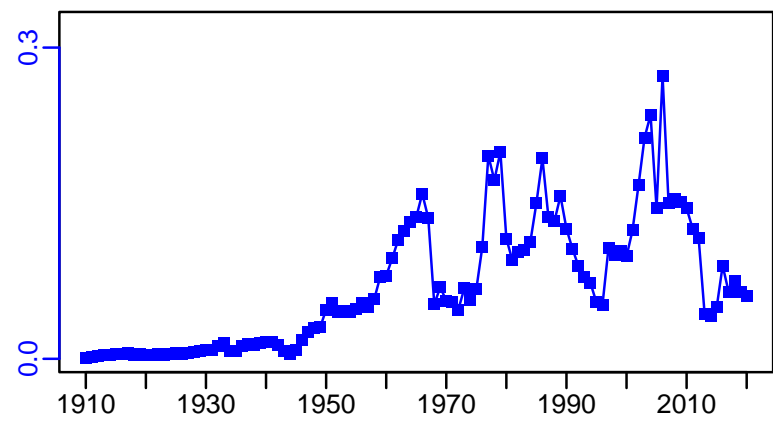
TB-MT (1910-2020-Johnston)

SSB-relative (1910-2020-Johnston)



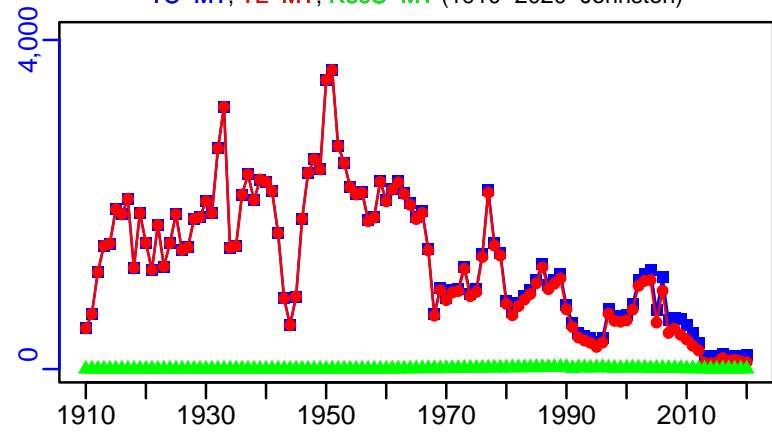
ER-ratio (1910-2020-Johnston)

R-E00 (1910-2020-Johnston)

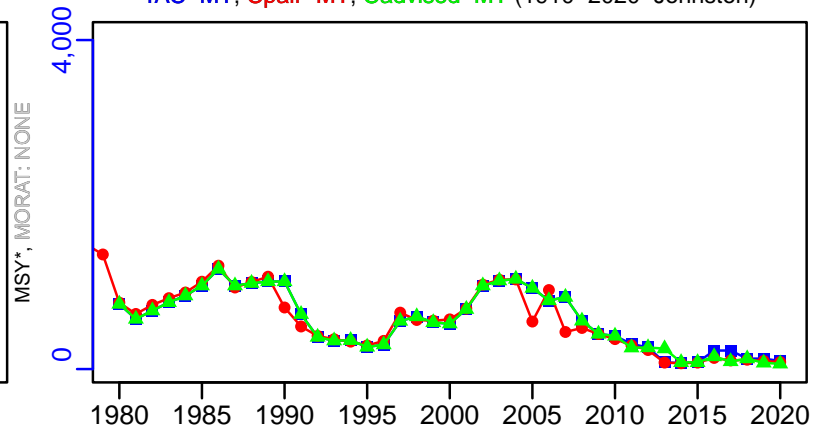


West coast rock lobster South Africa Area 7 [CRLOBSTERSA7]

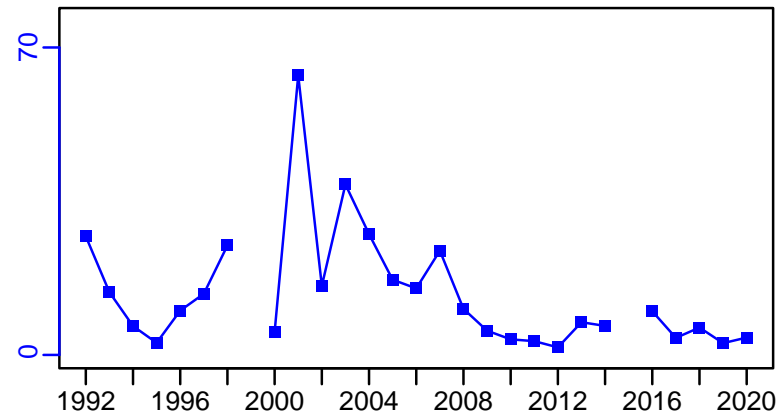
TC-MT, TL-MT, RecC-MT (1910-2020-Johnston)



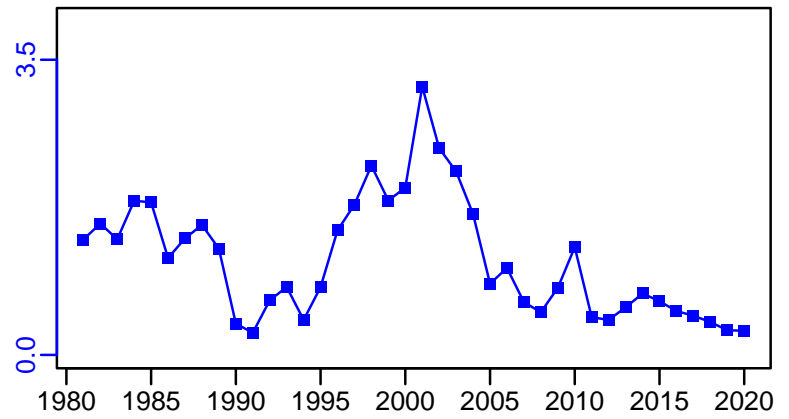
TAC-MT, Cpair-MT, Cadvised-MT (1910-2020-Johnston)




survB_index-index (1910-2020-Johnston)




CPUE-index (1910-2020-Johnston)



EFFORT*



CdivMSY*



■ 1st listed time series ▲ 3rd listed time series — MORAT
● 2nd listed time series - - - MSY * No Data

West coast rock lobster South Africa Area 8 [CRLOBSTERSA8]


Metadata	
Scientific Name	Jasus lalandii
Current Assess ID	MARAM-CRLOBSTERSA8-1910-2020-Johnston
Area	South Africa Area 8
Management Authority	South African national management, Fisheries Branch of Department of Agriculture, Forestry and Fisheries
Assessor	Marine Resource Assessment and Management Group, Department of Mathematics and Applied Mathematics, University of Cape Town, Rondebosch, 7701, South Africa
Asmts in RAM	2012, 2014, 2020

Reference Points			
Type	ID	Asmt Year	Value
TBmsy	-	-	-
SSBmsy	-	-	-
Fmsy	-	-	-
ERmsy	-	-	-
TBmgt	-	-	-
SSBmgt	-	-	-
Fmgt	-	-	-
ERmgt	-	-	-
TB0	TB0-MT	2020	220,174
SSB0	-	-	-
MSY	-	-	-
M	M-1/yr	2020	0.11
TBlim	-	-	-
SSBlim	-	-	-
Flim	-	-	-
ERlim	-	-	-


Time Series					
Type	ID	Asmt Year	Curr Value	Sex	Age
TB	TB-MT	2020	6655	Males	-
SSB	SSB-relative	2020	0.147	Females	-
TN	-	-	-	-	-
R	R-E00	2020	541,906,576	-	-
F	-	-	-	-	-
ER	ER-ratio	2020	0.054	-	-
TC	TC-MT	2020	1199		
TL	TL-MT	2020	359		
TB/TBmsy	-	-	-		
SSB/SSBmsy	-	-	-		
F/Fmsy	-	-	-		
ER/ERmsy	-	-	-		
TB/TBmgt	-	-	-		
SSB/SSBmgt	-	-	-		
F/Fmgt	-	-	-		
ER/ERmgt	-	-	-		

West coast rock lobster South Africa Area 8 [CRLOBSTERSA8]

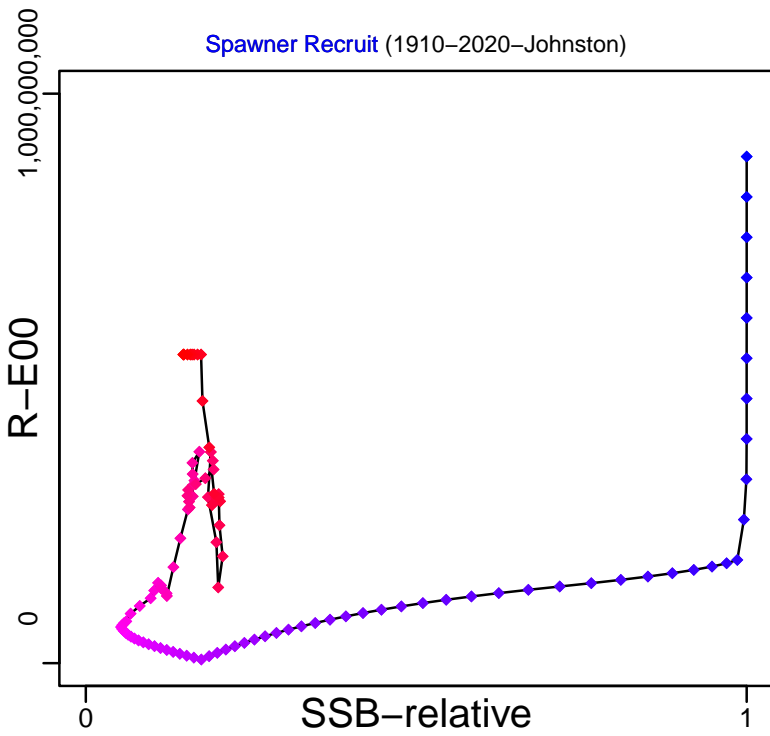
Kobe MSY*



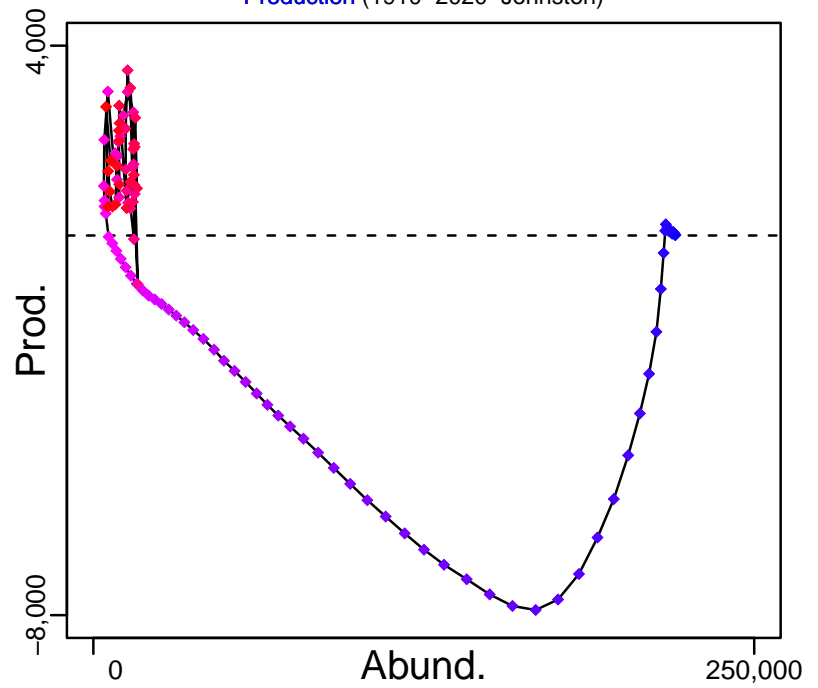
Kobe MGT*



Spawner Recruit (1910–2020–Johnston)



Production (1910–2020–Johnston)



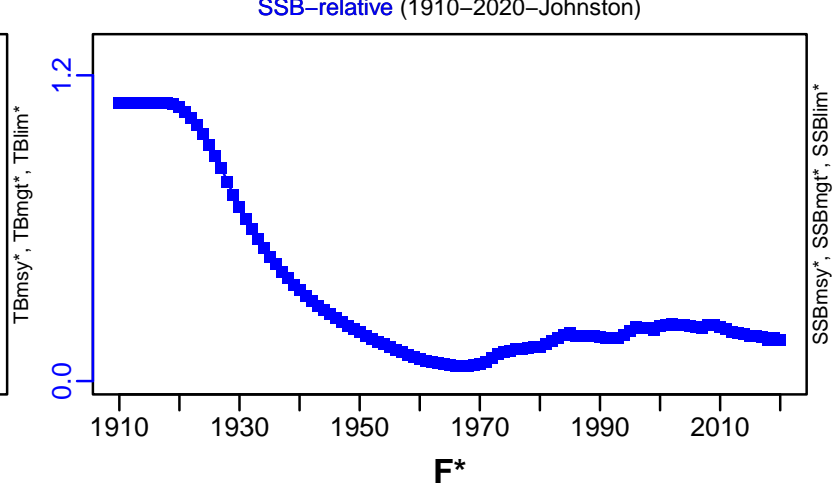
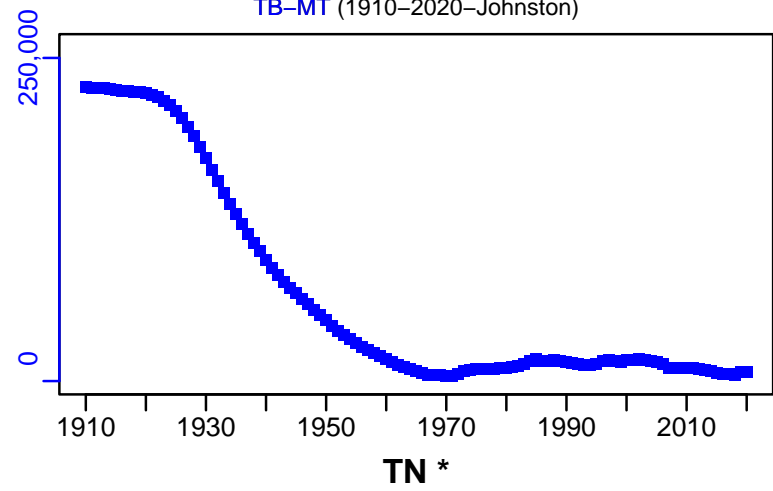


◆ Start Year ◆ End Year * No Data

West coast rock lobster South Africa Area 8 [CRLOBSTERSA8]

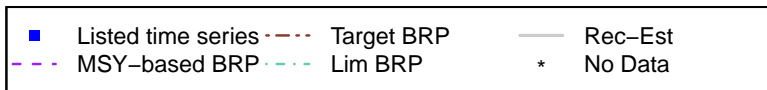
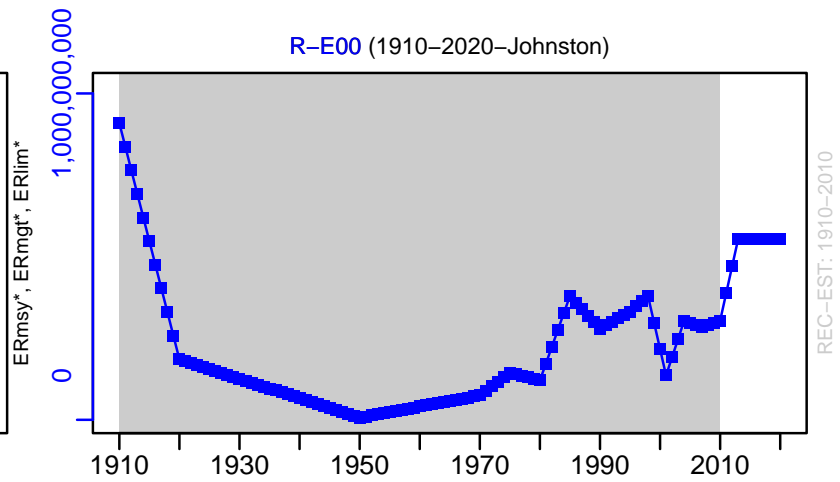
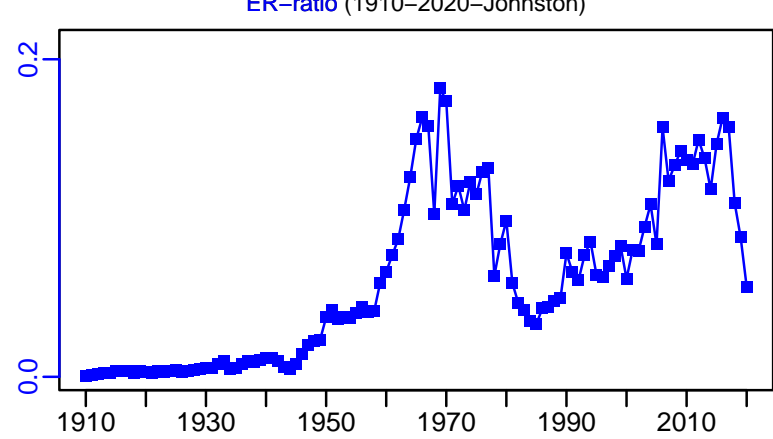
TB-MT (1910–2020–Johnston)

SSB-relative (1910–2020–Johnston)



ER-ratio (1910–2020–Johnston)

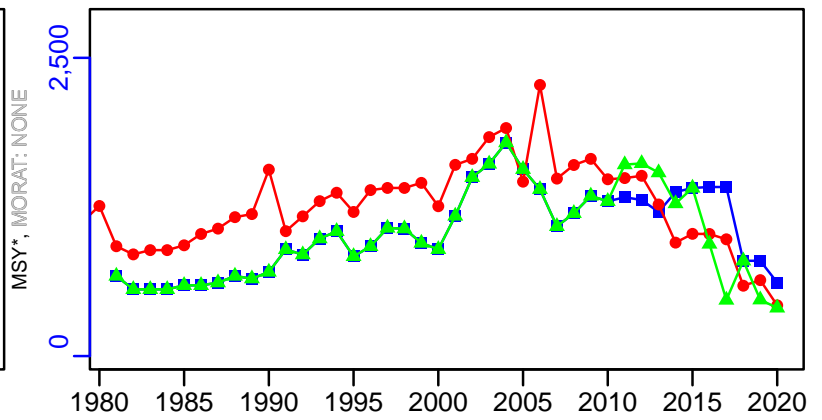
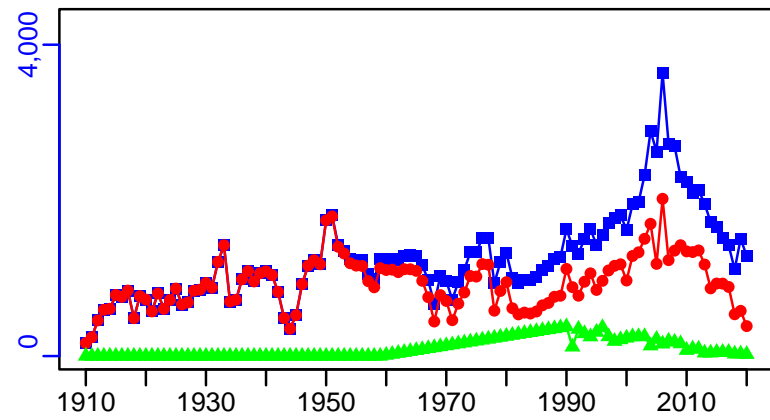
R-E00 (1910–2020–Johnston)



West coast rock lobster South Africa Area 8 [CROBSTERSA8]

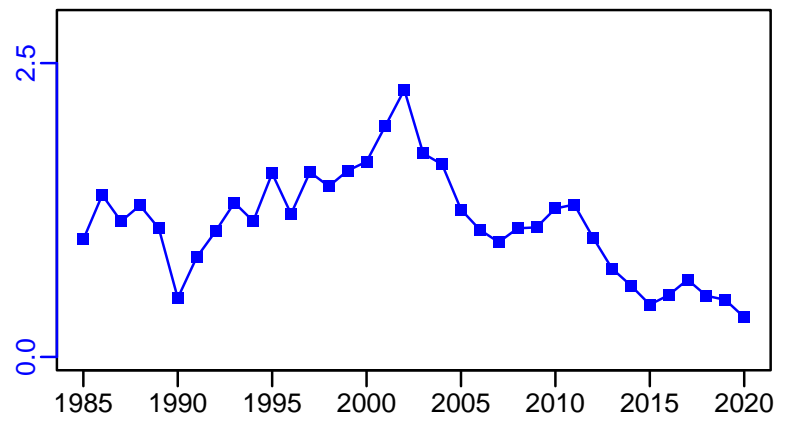
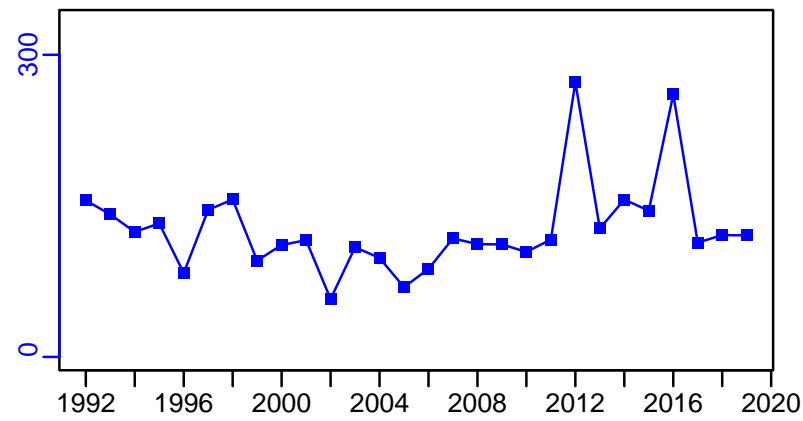
TC-MT, TL-MT, RecC-MT (1910-2020-Johnston)

TAC-MT, Cpair-MT, Cadvised-MT (1910-2020-Johnston)



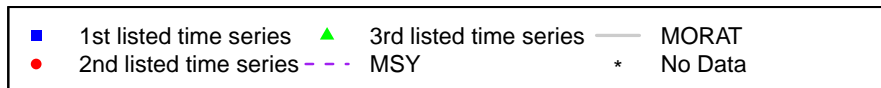
survB_index-index (1910-2020-Johnston)

CPUE-index (1910-2020-Johnston)



EFFORT*

CdivMSY*



Caribbean spiny lobster Puerto Rico [CSLOBSTERPR]

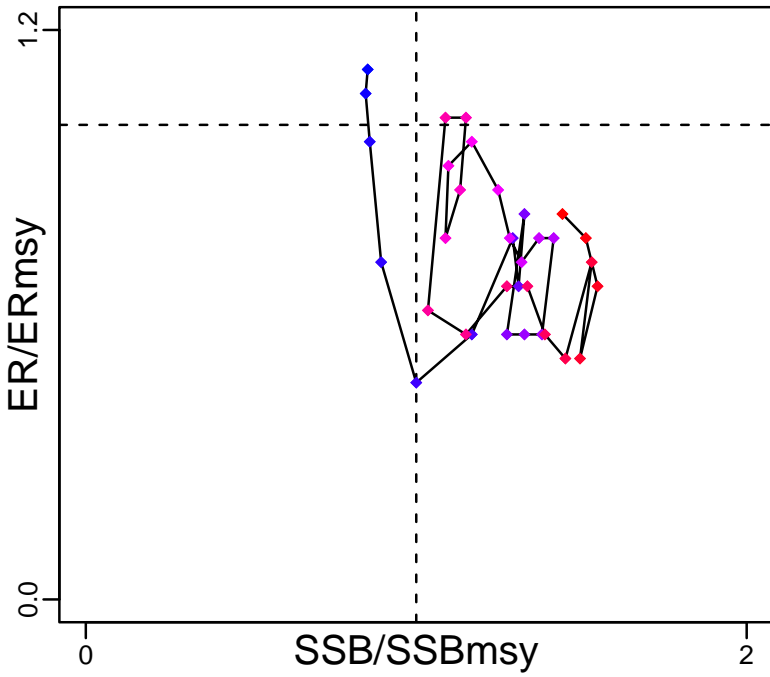
Metadata	
Scientific Name	Panulirus argus
Current Assess ID	SEFSC-CSLOBSTERPR-1983-2017-SISIMP2021-2
Area	Puerto Rico
Management Authority	National Marine Fisheries Service, US national management
Assessor	Southeast Fisheries Science Center
Asmts in RAM	2017

Reference Points			
Type	ID	Asmt Year	Value
TBmsy	TBmsy-calc-MT	2017	997
SSBmsy	SSBmsy-E00eggs	2017	1.13×10^{11}
Fmsy	-	-	-
ERmsy	ERmsy-ratio	2017	0.197
TBmgt	-	-	-
SSBmgt	-	-	-
Fmgt	-	-	-
ERmgt	-	-	-
TB0	-	-	-
SSB0	-	-	-
MSY	MSY-MT	2017	196
M	-	-	-
TBlim	-	-	-
SSBlim	SSBlim-E00eggs	2017	8.48×10^{10}
Flim	-	-	-
ERlim	ERlim-ratio	2017	0.197

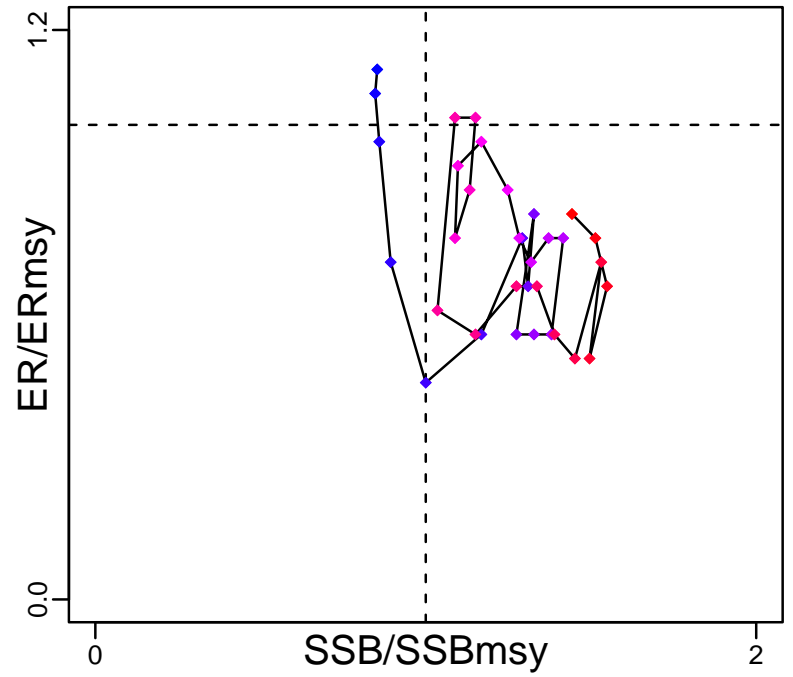
Time Series					
Type	ID	Asmt Year	Curr Value	Sex	Age
TB	-	-	-	-	-
SSB	SSB-E00eggs	2017	1.52×10^{11}	-	-
TN	-	-	-	-	-
R	R-E00	2017	1,080,000	-	0
F	-	-	-	-	-
ER	ER-ratio	2017	0.16	-	-
TC	TC-MT	2017	235		
TL	-	-	-		
TB/TBmsy	-	-	-		
SSB/SSBmsy	SSB-E00eggs/SSBmsy-E00eggs	2017	1.345		
F/Fmsy	-	-	-		
ER/ERmsy	ER-ratio/ERmsy-ratio	2017	0.812		
TB/TBmgt	-	-	-		
SSB/SSBmgt	-	-	-		
F/Fmgt	-	-	-		
ER/ERmgt	-	-	-		

Caribbean spiny lobster Puerto Rico [CSLOBSTERPR]

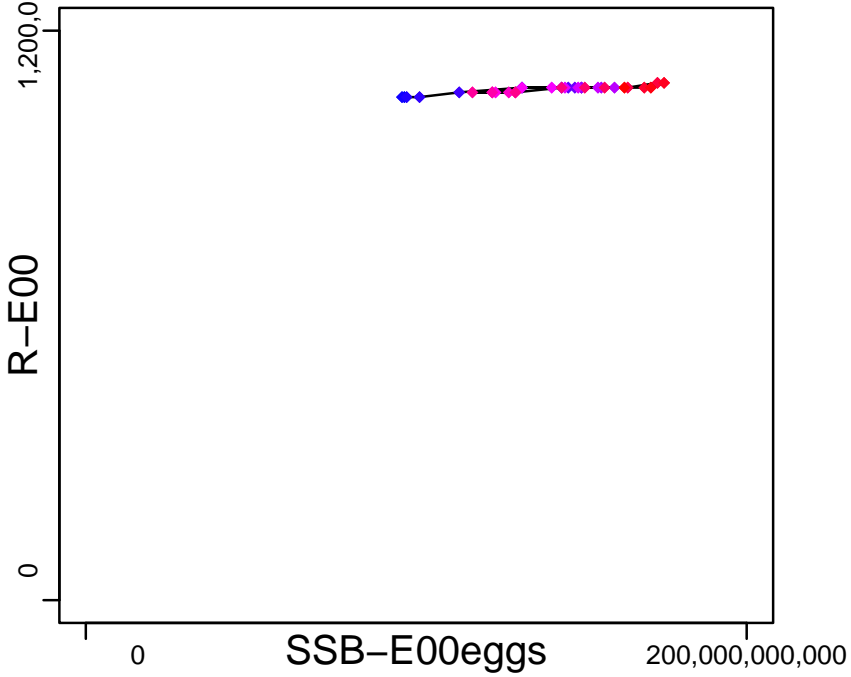
Kobe MSYpref (1983–2017–SISIMP2021–2)



Kobe MGTpref (1983–2017–SISIMP2021–2)



Spawner Recruit (1983–2017–SISIMP2021–2)




Production*



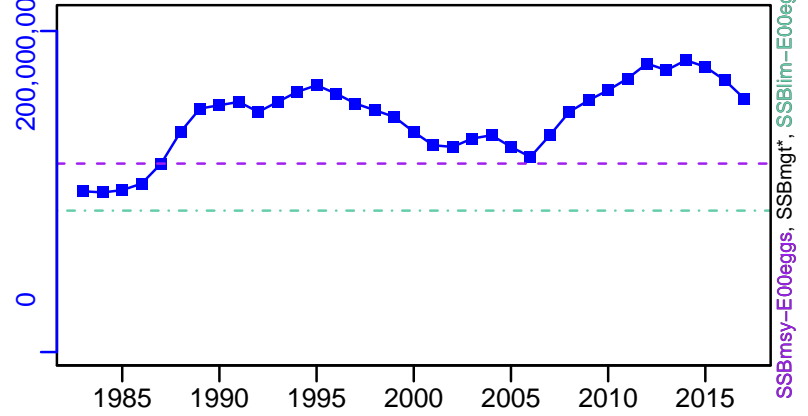
◆ Start Year ◆ End Year * No Data

Caribbean spiny lobster Puerto Rico [CSLOBSTERPR]


TB*




SSB-E00eggs (1983–2017–SISIMP2021–2)



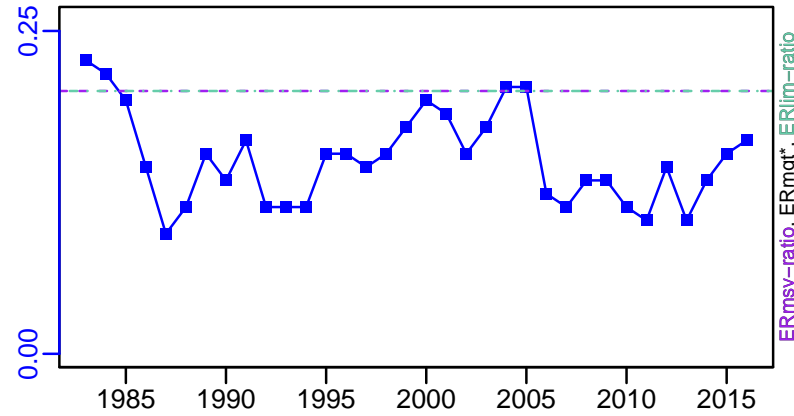
TN *



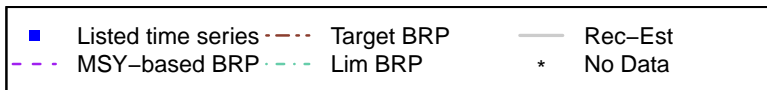
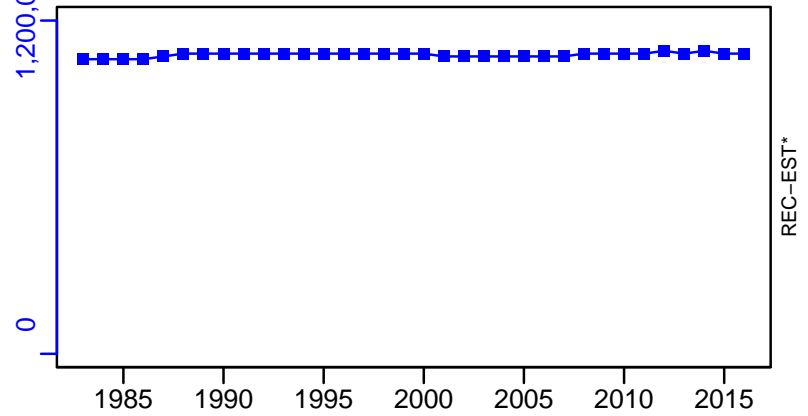
F*



ER-ratio (1983–2017–SISIMP2021–2)

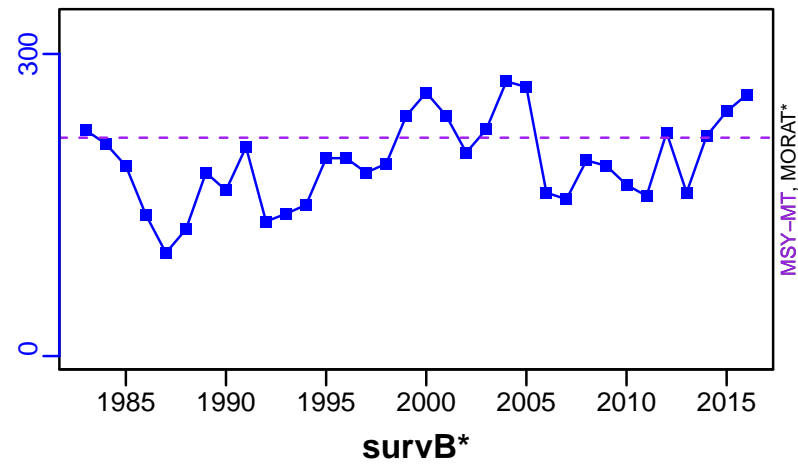


R-E00 (1983–2017–SISIMP2021–2)




Caribbean spiny lobster Puerto Rico [CSLOBSTERPR]


TC-MT, TL*, RecC* (1983-2017-SISIMP2021-2)



TAC*, Cpair*, Cadv*



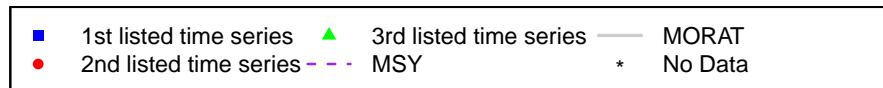
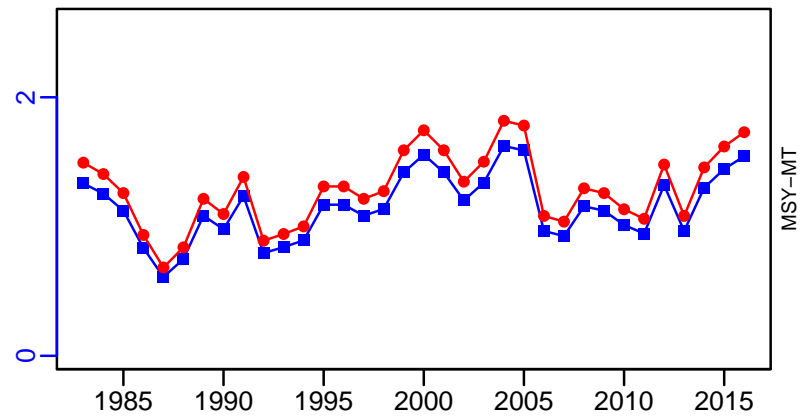
CPUE*



EFFORT*



TC-MT/MSY-MT, CdivMEANC-ratio, (1983-2017-SISIMP2021-2)



Caribbean spiny lobster Saint Croix [CSLOBSTERSTC]

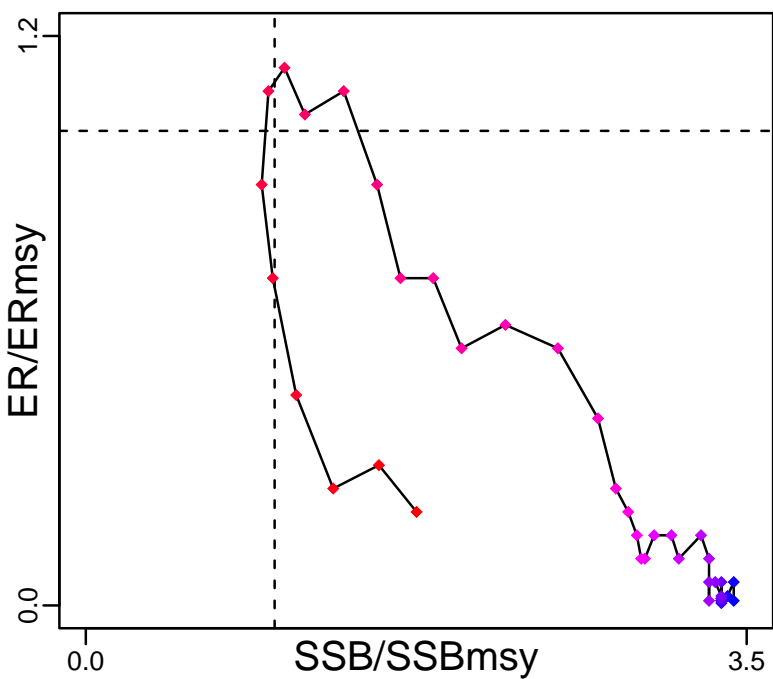
Metadata	
Scientific Name	Panulirus argus
Current Assess ID	SEFSC-CSLOBSTERSTC-1976-2017-SISIMP2021-2
Area	Saint Croix
Management Authority	National Marine Fisheries Service, US national management
Assessor	Southeast Fisheries Science Center
Asmts in RAM	2017

Reference Points			
Type	ID	Asmt Year	Value
TBmsy	TBmsy-calc-MT	2017	286
SSBmsy	SSBmsy-E00eggs	2017	3.06×10^{10}
Fmsy	-	-	-
ERmsy	ERmsy-ratio	2017	0.203
TBmgt	-	-	-
SSBmgt	-	-	-
Fmgt	-	-	-
ERmgt	-	-	-
TB0	-	-	-
SSB0	-	-	-
MSY	MSY-MT	2017	58
M	-	-	-
TBlim	-	-	-
SSBlim	SSBlim-E00eggs	2017	2.3×10^{10}
Flim	-	-	-
ERlim	ERlim-ratio	2017	0.203

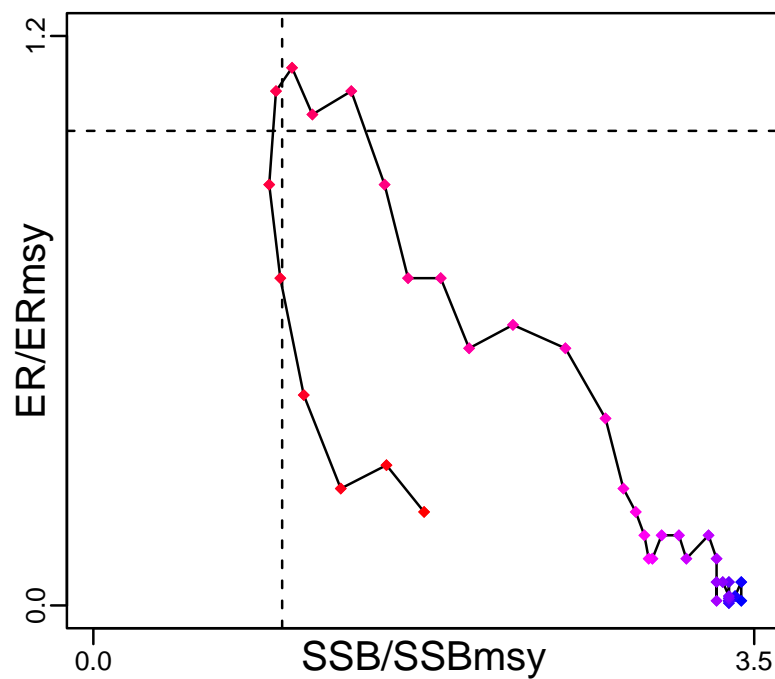
Time Series					
Type	ID	Asmt Year	Curr Value	Sex	Age
TB	-	-	-	-	-
SSB	SSB-E00eggs	2017	6×10^{10}	-	-
TN	-	-	-	-	-
R	R-E00	2017	295,000	-	0
F	-	-	-	-	-
ER	ER-ratio	2017	0.04	-	-
TC	TC-MT	2017	15		
TL	-	-	-		
TB/TBmsy	-	-	-		
SSB/SSBmsy	SSB-E00eggs/SSBmsy-E00eggs	2017	1.961		
F/Fmsy	-	-	-		
ER/ERmsy	ER-ratio/ERmsy-ratio	2017	0.197		
TB/TBmgt	-	-	-		
SSB/SSBmgt	-	-	-		
F/Fmgt	-	-	-		
ER/ERmgt	-	-	-		

Caribbean spiny lobster Saint Croix [CSLOBSTERSTC]


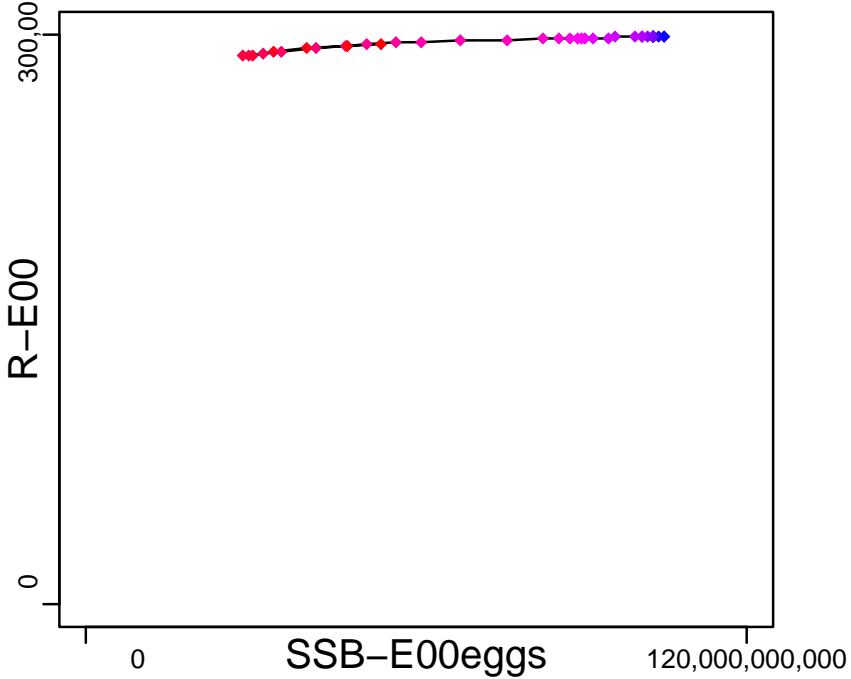
Kobe MSYpref (1976–2017–SISIMP2021–2)



Kobe MGTpref (1976–2017–SISIMP2021–2)




Spawner Recruit (1976–2017–SISIMP2021–2)



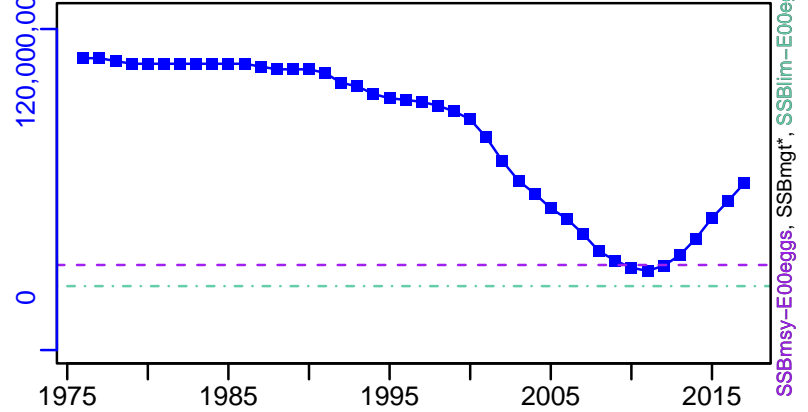
◆ Start Year ◆ End Year * No Data

Caribbean spiny lobster Saint Croix [CSLOBSTERSTC]


TB*




SSB-E00eggs (1976–2017–SISIMP2021–2)



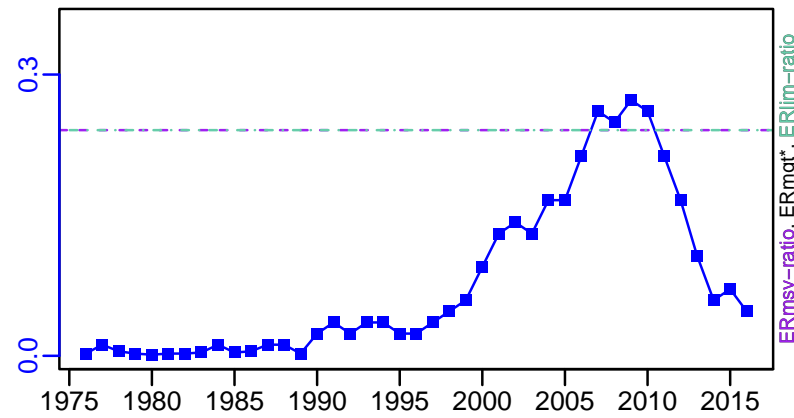
TN *



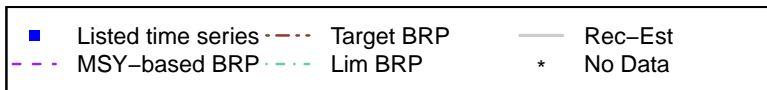
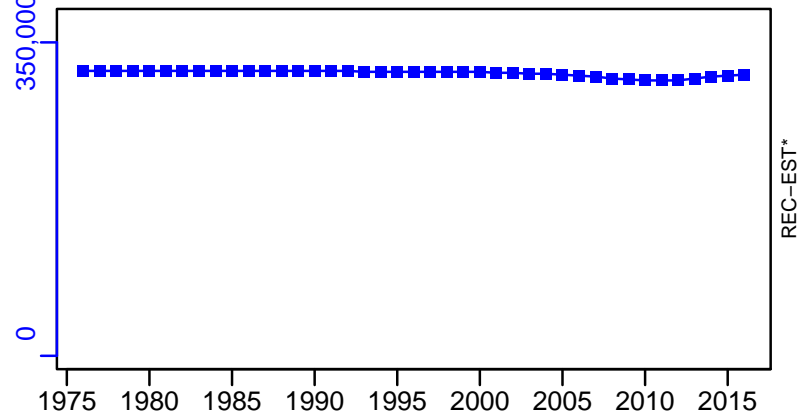
F*



ER-ratio (1976–2017–SISIMP2021–2)

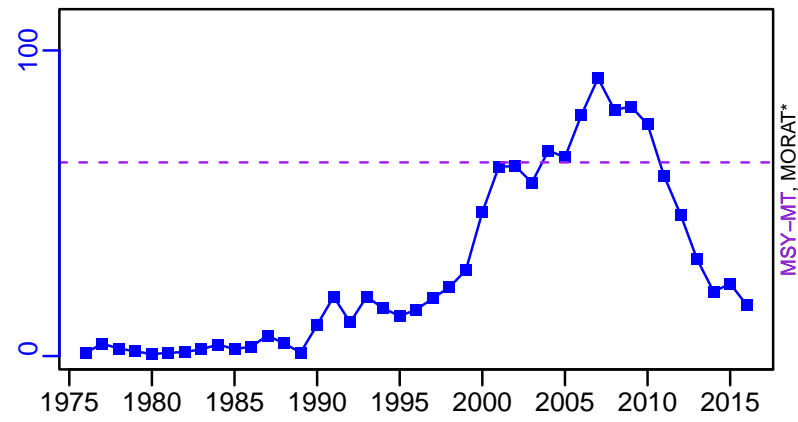


R-E00 (1976–2017–SISIMP2021–2)




Caribbean spiny lobster Saint Croix [CSLOBSTERSTC]


TC-MT, TL*, RecC* (1976-2017-SISIMP2021-2)




TAC*, Cpair*, Cadv*



survB*



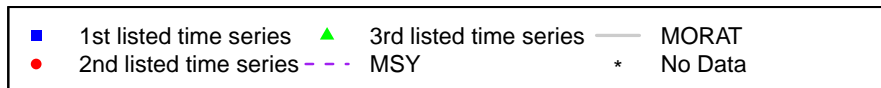
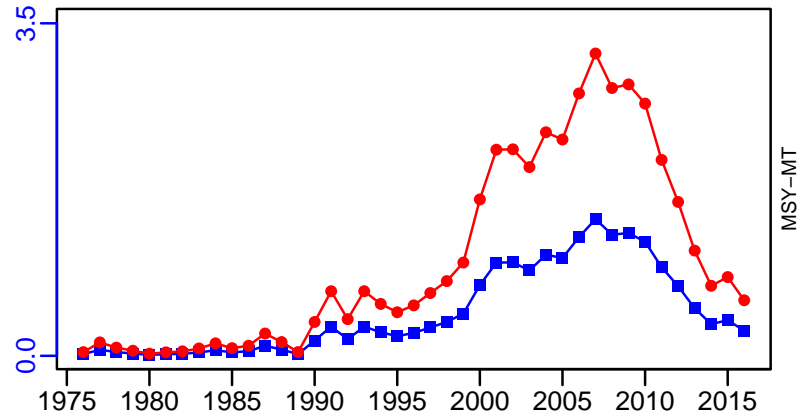
CPUE*



EFFORT*



TC-MT/MSY-MT, CdivMEANC-ratio, (1976-2017-SISIMP2021-2)



Caribbean spiny lobster Saint Thomas / Saint John [CSLOBSTERSTT_STJ]

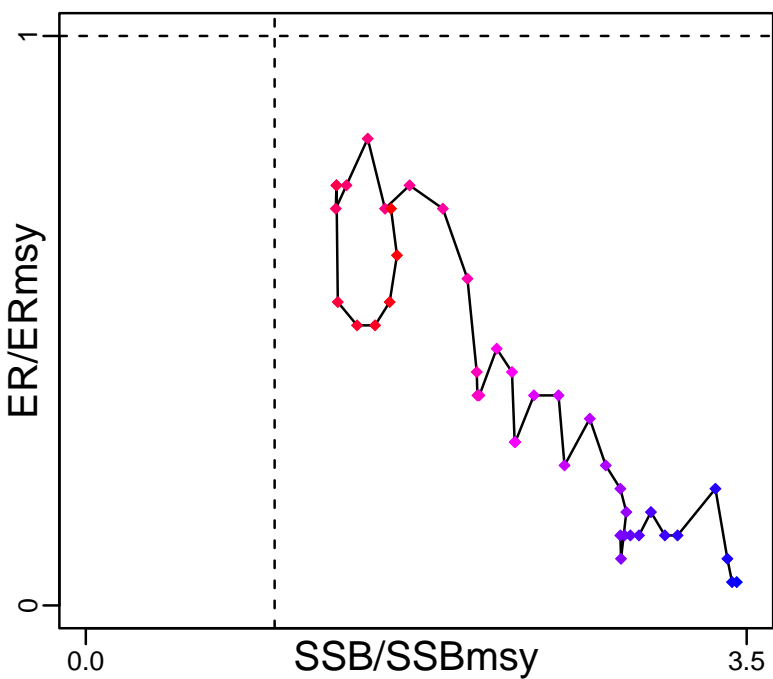
Metadata	
Scientific Name	Panulirus argus
Current Assess ID	SEFSC-CSLOBSTERSTT_STJ-1975-2017-SISIMP2021-2
Area	Saint Thomas / Saint John
Management Authority	National Marine Fisheries Service, US national management
Assessor	Southeast Fisheries Science Center
Asmts in RAM	2017

Reference Points			
Type	ID	Asmt Year	Value
TBmsy	TBmsy-calc-MT	2017	249
SSBmsy	SSBmsy-E00eggs	2017	2.84×10^{10}
Fmsy	-	-	-
ERmsy	ERmsy-ratio	2017	0.244
TBmgt	-	-	-
SSBmgt	-	-	-
Fmgt	-	-	-
ERmgt	-	-	-
TB0	-	-	-
SSB0	-	-	-
MSY	MSY-MT	2017	61
M	-	-	-
TBlim	-	-	-
SSBlim	SSBlim-E00eggs	2017	2.13×10^{10}
Flim	-	-	-
ERlim	ERlim-ratio	2017	0.244

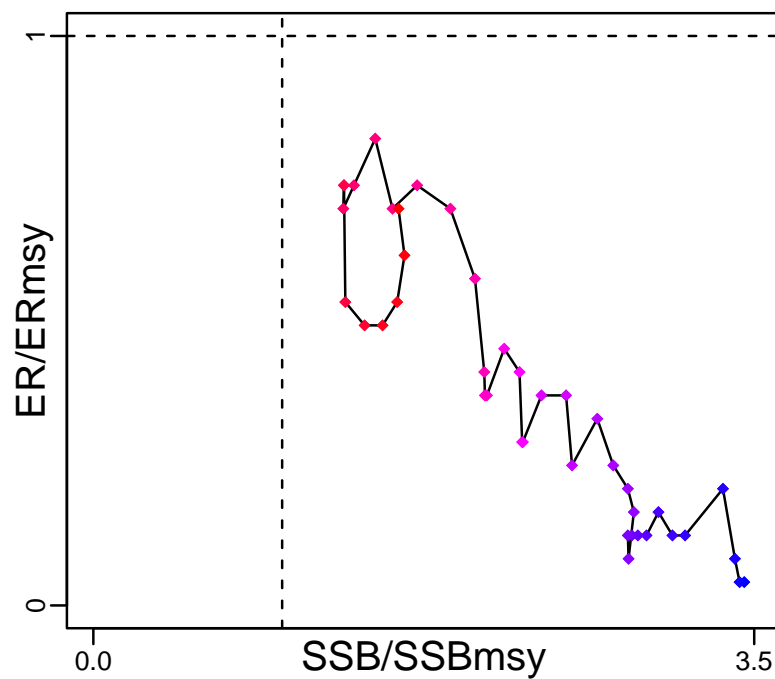
Time Series					
Type	ID	Asmt Year	Curr Value	Sex	Age
TB	-	-	-	-	-
SSB	SSB-E00eggs	2017	4.4×10^{10}	-	-
TN	-	-	-	-	-
R	R-E00	2017	274,000	-	0
F	-	-	-	-	-
ER	ER-ratio	2017	0.17	-	-
TC	TC-MT	2017	59		
TL	-	-	-		
TB/TBmsy	-	-	-		
SSB/SSBmsy	SSB-E00eggs/SSBmsy-E00eggs	2017	1.549		
F/Fmsy	-	-	-		
ER/ERmsy	ER-ratio/ERmsy-ratio	2017	0.697		
TB/TBmgt	-	-	-		
SSB/SSBmgt	-	-	-		
F/Fmgt	-	-	-		
ER/ERmgt	-	-	-		

Caribbean spiny lobster Saint Thomas / Saint John [CSLOBSTERSTT_STJ]

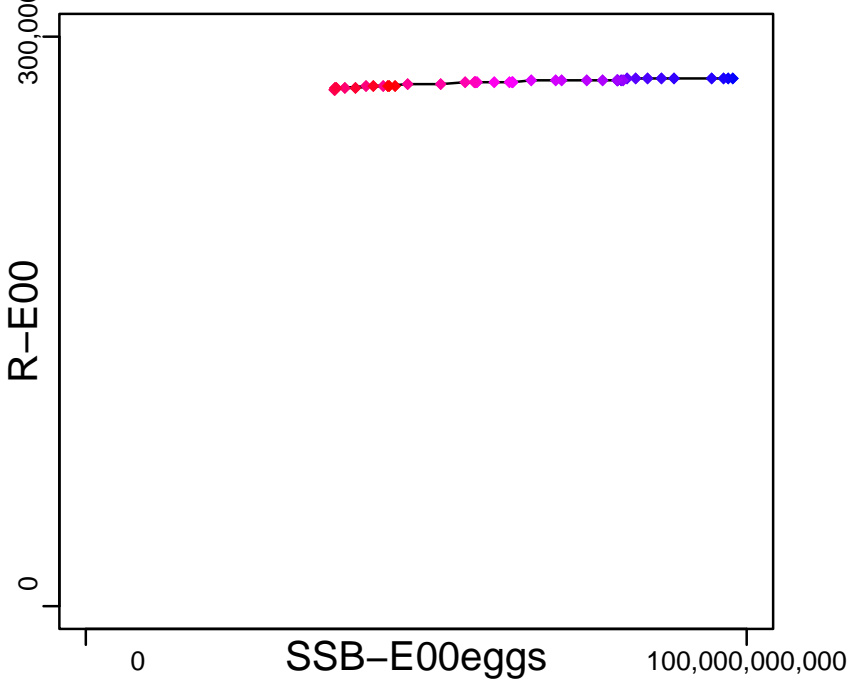
Kobe MSYpref (1975–2017–SISIMP2021–2)



Kobe MGTpref (1975–2017–SISIMP2021–2)



Spawner Recruit (1975–2017–SISIMP2021–2)




Production*



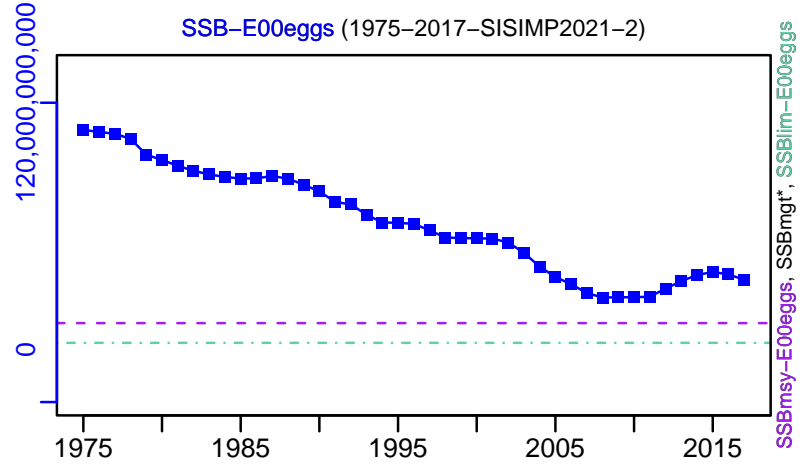
◆ Start Year ◆ End Year * No Data

Caribbean spiny lobster Saint Thomas / Saint John [CSLOBSTERSTT_STJ]


TB*




SSB-E00eggs (1975-2017-SISIMP2021-2)



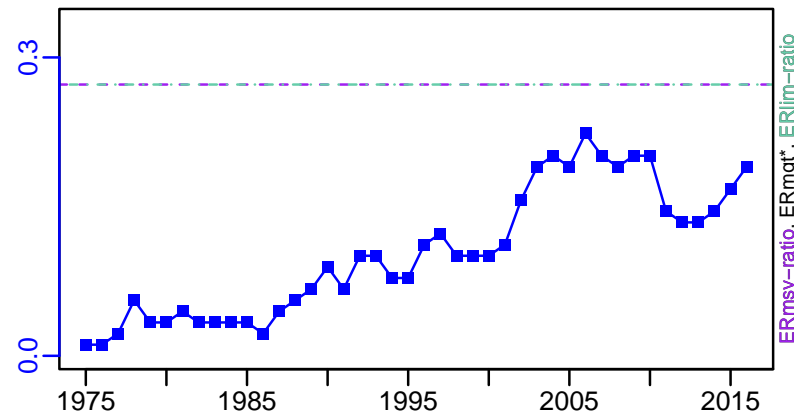
TN *



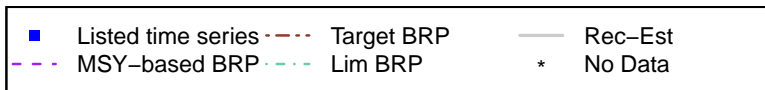
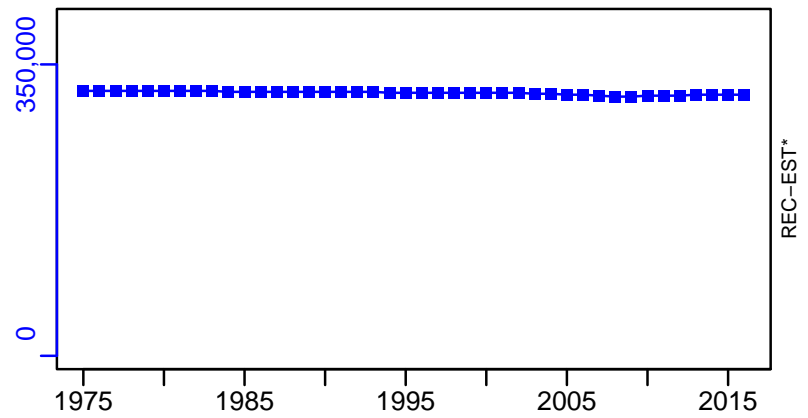
F*



ER-ratio (1975-2017-SISIMP2021-2)






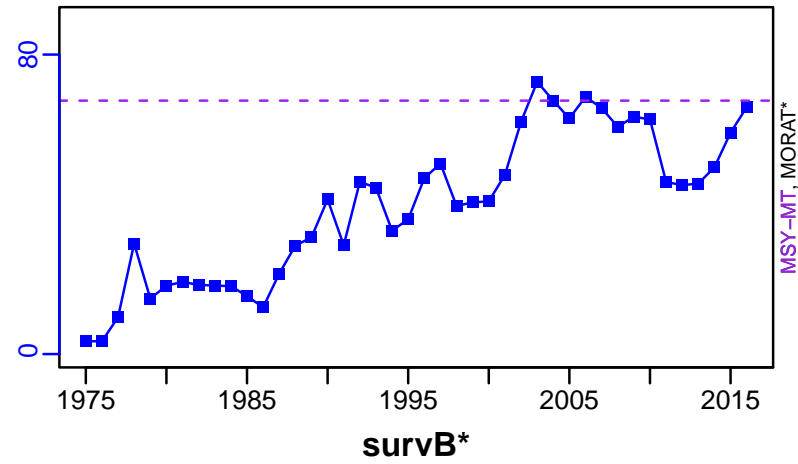
R-E00 (1975-2017-SISIMP2021-2)




Caribbean spiny lobster Saint Thomas / Saint John [CSLOBSTERSTT_STJ]

TC-MT, TL*, RecC* (1975-2017-SISIMP2021-2)

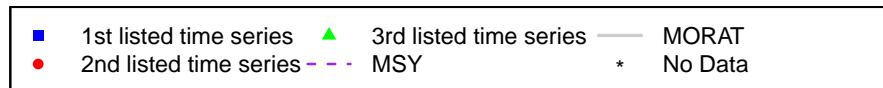
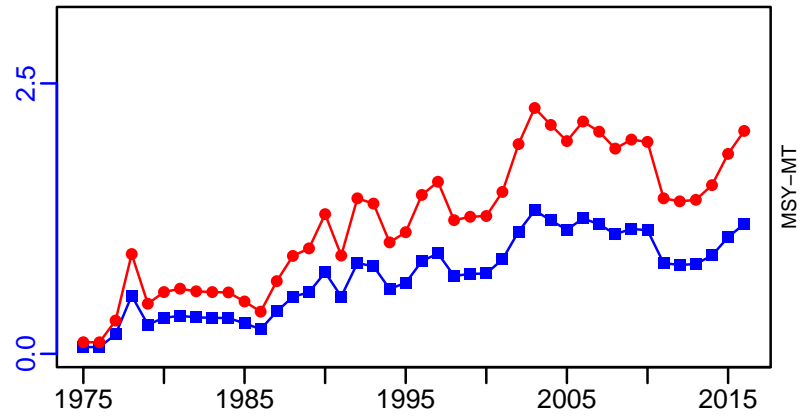
TAC*, Cpair*, Cadv*



EFFORT*



TC-MT/MSY-MT, CdivMEANC-ratio, (1975-2017-SISIMP2021-2)



Golden king crab Aleutian Islands Eastern segment [GKCRABAIES]


Metadata	
Scientific Name	Lithodes aequispinus
Current Assess ID	AFSC-GKCRABAIES-1985-2017-SISIMP2021
Area	Aleutian Islands Eastern segment
Management Authority	National Marine Fisheries Service, US national management
Assessor	Alaska Fisheries Science Center
Asmts in RAM	2016, 2017

Reference Points			
Type	ID	Asmt Year	Value
TBmsy	-	-	-
SSBmsy	SSBmsy-MT	2017	6954
Fmsy	-	-	-
ERmsy	-	-	-
TBmgt	-	-	-
SSBmgt	-	-	-
Fmgt	-	-	-
ERmgt	-	-	-
TB0	-	-	-
SSB0	-	-	-
MSY	-	-	-
M	-	-	-
TBlim	-	-	-
SSBlim	-	-	-
Flim	-	-	-
ERlim	-	-	-


Time Series					
Type	ID	Asmt Year	Curr Value	Sex	Age
TB	-	-	-	-	-
SSB	SSB-MT	2017	13,455	-	-
TN	-	-	-	-	-
R	R-E00	2017	4,700,000	-	-
F	-	-	-	-	-
ER	-	-	-	-	-
TC	TC-MT	2017	2104		
TL	-	-	-		
TB/TBmsy	-	-	-		
SSB/SSBmsy	SSB-MT/SSBmsy-MT	2017	1.935		
F/Fmsy	-	-	-		
ER/ERmsy	-	-	-		
TB/TBmgt	-	-	-		
SSB/SSBmgt	-	-	-		
F/Fmgt	-	-	-		
ER/ERmgt	-	-	-		

Golden king crab Aleutian Islands Eastern segment [GKCRABAIES]

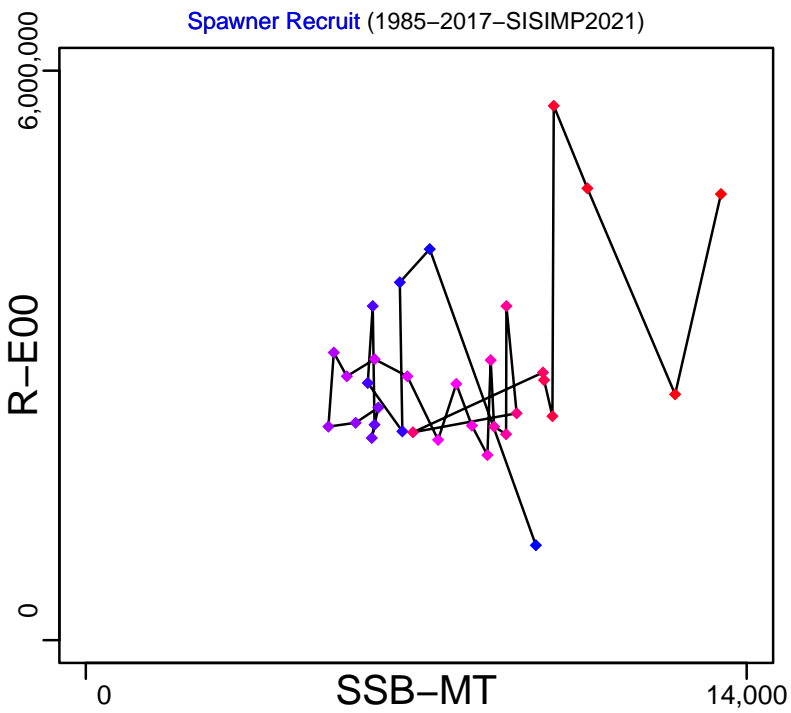
Kobe MSY*



Kobe MGT*



Spawner Recruit (1985–2017–SISIMP2021)




Production*



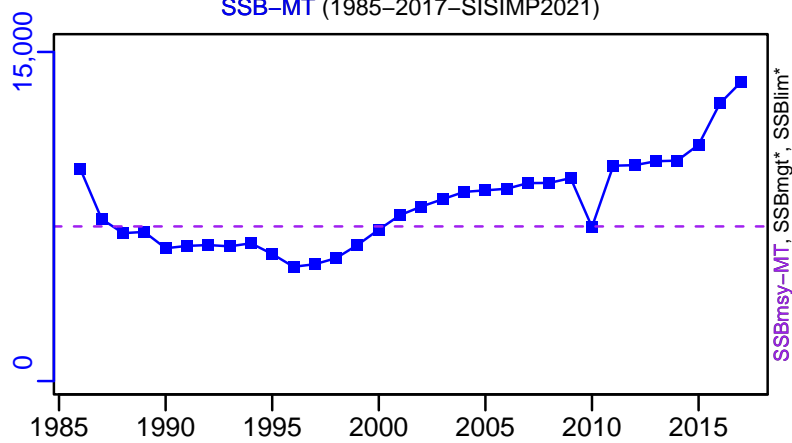
◆ Start Year ◆ End Year * No Data

Golden king crab Aleutian Islands Eastern segment [GKCRABAIES]

TB*



SSB-MT (1985-2017-SISIMP2021)




TN *



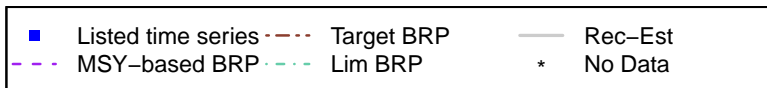
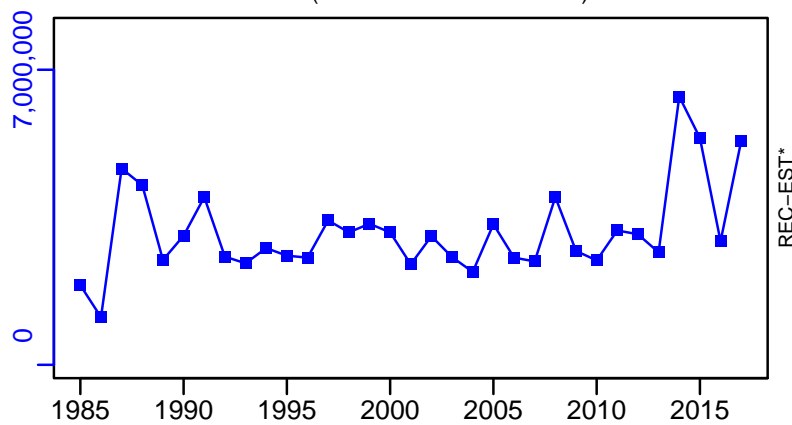
F*



ER*



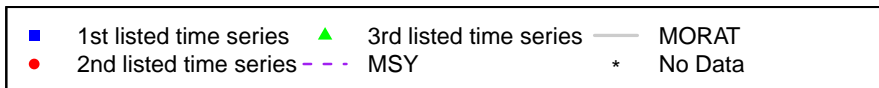



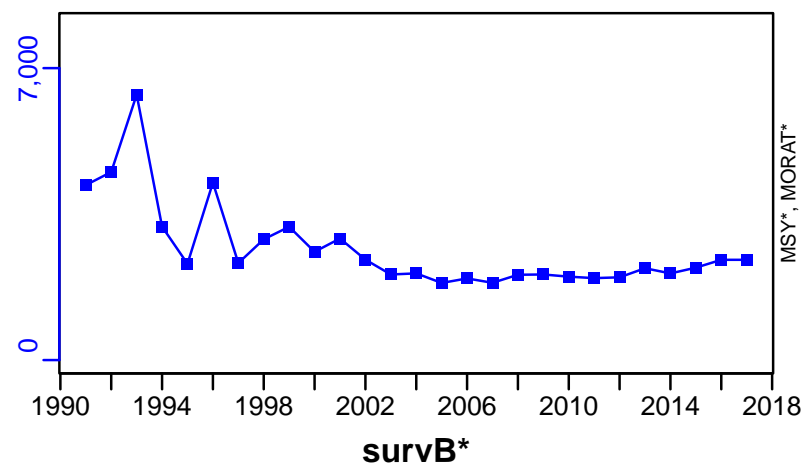
R-E00 (1985-2017-SISIMP2021)



Golden king crab Aleutian Islands Eastern segment [GKCRABAIES]

TC-MT, TL*, RecC* (1985-2017-SISIMP2021)

TAC*, Cpair*, Cadv*



Golden king crab Aleutian Islands Western segment [GKCRABAIWS]


Metadata	
Scientific Name	Lithodes aequispinus
Current Assess ID	AFSC-GKCRABAIWS-1985-2017-SISIMP2021
Area	Aleutian Islands Western segment
Management Authority	National Marine Fisheries Service, US national management
Assessor	Alaska Fisheries Science Center
Asmts in RAM	2016, 2017

Reference Points			
Type	ID	Asmt Year	Value
TBmsy	-	-	-
SSBmsy	SSBmsy-MT	2017	5138
Fmsy	-	-	-
ERmsy	-	-	-
TBmgt	-	-	-
SSBmgt	-	-	-
Fmgt	-	-	-
ERmgt	-	-	-
TB0	-	-	-
SSB0	-	-	-
MSY	-	-	-
M	-	-	-
TBlim	-	-	-
SSBlim	-	-	-
Flim	-	-	-
ERlim	-	-	-


Time Series					
Type	ID	Asmt Year	Curr Value	Sex	Age
TB	-	-	-	-	-
SSB	SSB-MT	2017	6269	-	-
TN	-	-	-	-	-
R	R-E00	2017	2,060,000	-	-
F	-	-	-	-	-
ER	-	-	-	-	-
TC	TC-MT	2017	1425		
TL	-	-	-		
TB/TBmsy	-	-	-		
SSB/SSBmsy	SSB-MT/SSBmsy-MT	2017	1.22		
F/Fmsy	-	-	-		
ER/ERmsy	-	-	-		
TB/TBmgt	-	-	-		
SSB/SSBmgt	-	-	-		
F/Fmgt	-	-	-		
ER/ERmgt	-	-	-		

Golden king crab Aleutian Islands Western segment [GKCRABAIWS]

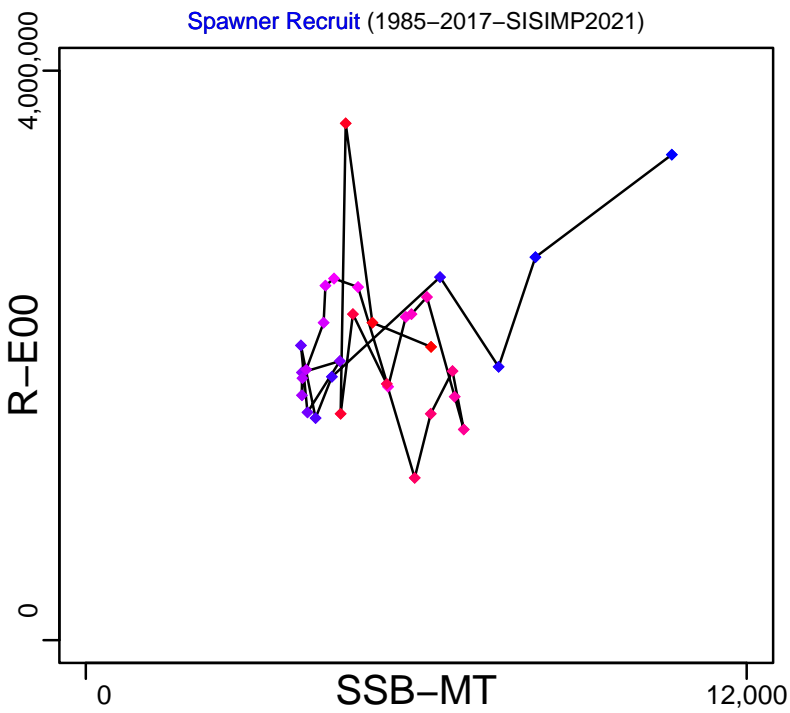
Kobe MSY*




Kobe MGT*



Spawner Recruit (1985–2017–SISIMP2021)




Production*



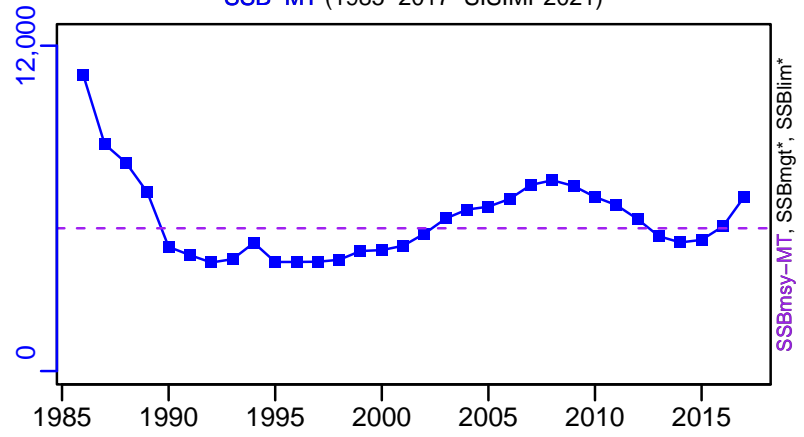
◆ Start Year ◆ End Year * No Data

Golden king crab Aleutian Islands Western segment [GKCRABAIWS]


TB*




SSB-MT (1985-2017-SISIMP2021)




TN *



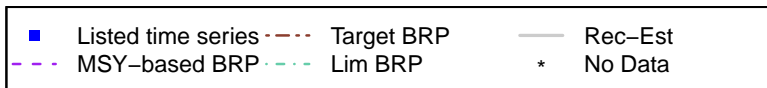
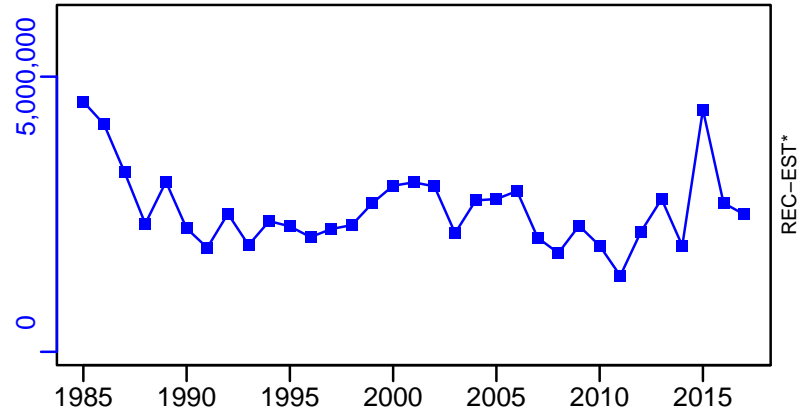
F*



ER*



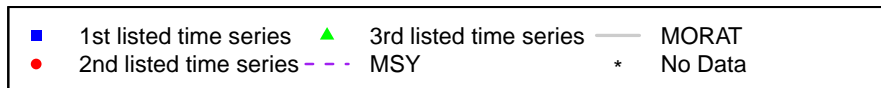



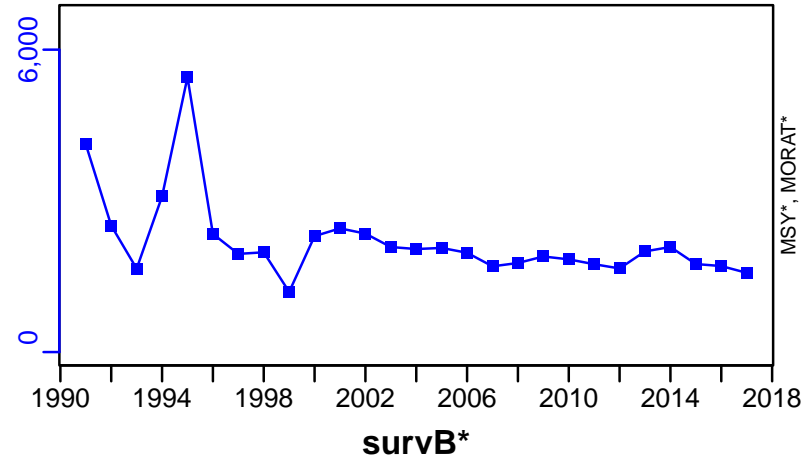
R-E00 (1985-2017-SISIMP2021)



Golden king crab Aleutian Islands Western segment [GKCRABAIWS]

TC-MT, TL*, RecC* (1985-2017-SISIMP2021)

TAC*, Cpair*, Cadv*



Golden king crab Pribilof Islands [GKCRABPI]


Metadata	
Scientific Name	Lithodes aequispinus
Current Assess ID	AFSC-GKCRABPI-1982-2016-SISIMP2021
Area	Pribilof Islands
Management Authority	National Marine Fisheries Service, US national management
Assessor	Alaska Fisheries Science Center
Asmts in RAM	2016, 2009

Reference Points			
Type	ID	Asmt Year	Value
TBmsy	-	-	-
SSBmsy	-	-	-
Fmsy	-	-	-
ERmsy	-	-	-
TBmgt	-	-	-
SSBmgt	-	-	-
Fmgt	-	-	-
ERmgt	-	-	-
TB0	-	-	-
SSB0	-	-	-
MSY	-	-	-
M	-	-	-
TBlim	-	-	-
SSBlim	-	-	-
Flim	-	-	-
ERlim	-	-	-


Time Series					
Type	ID	Asmt Year	Curr Value	Sex	Age
TB	-	-	-	-	-
SSB	-	-	-	-	-
TN	-	-	-	-	-
R	-	-	-	-	-
F	-	-	-	-	-
ER	-	-	-	-	-
TC	TC-MT	2016	0		
TL	-	-	-		
TB/TBmsy	-	-	-		
SSB/SSBmsy	-	-	-		
F/Fmsy	-	-	-		
ER/ERmsy	-	-	-		
TB/TBmgt	-	-	-		
SSB/SSBmgt	-	-	-		
F/Fmgt	-	-	-		
ER/ERmgt	-	-	-		

Golden king crab Pribilof Islands [GKCRABPI]


Kobe MSY*




Kobe MGT*



Spawner Recruit*




Production*




◆ Start Year ◆ End Year * No Data

Golden king crab Pribilof Islands [GKCRABPI]


TB*




SSB*




TN *



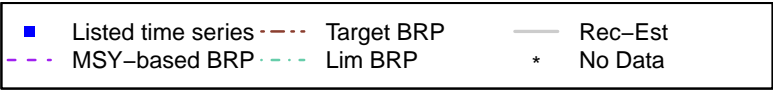

F*



ER*

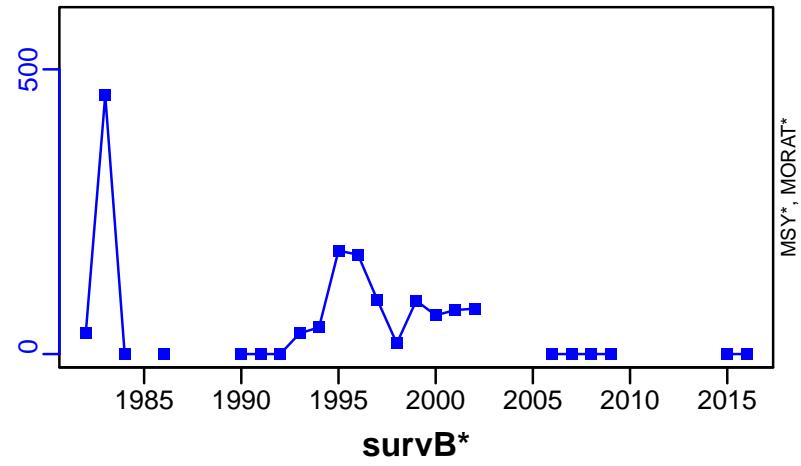


Recruits*




Golden king crab Pribilof Islands [GKCRABPI]


TC-MT, TL*, RecC* (1982-2016-SISIMP2021)




TAC*, Cpair*, Cadv*



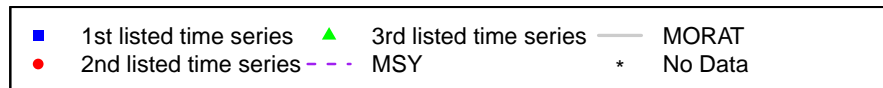

CPUE*



EFFORT*



CdivMSY*



American lobster Gulf of Maine / Georges Bank [LOBSTERGOMGB]

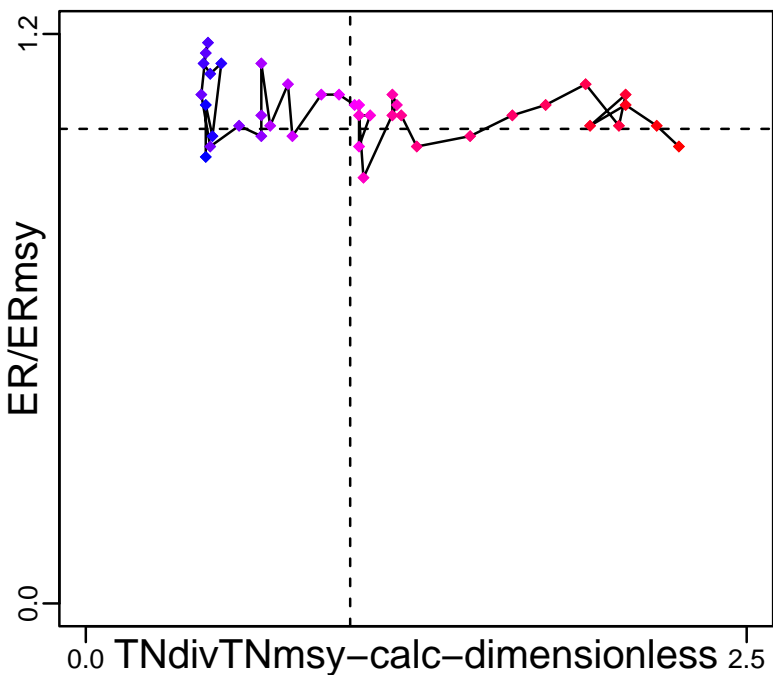
Metadata	
Scientific Name	Homarus americanus
Current Assess ID	ASMFC-LOBSTERGOMGB-1979-2018-HIVELY
Area	Gulf of Maine / Georges Bank
Management Authority	National Marine Fisheries Service, US national management
Assessor	Atlantic States Marine Fisheries Commission
Asmts in RAM	2018

Reference Points			
Type	ID	Asmt Year	Value
TBmsy	-	-	-
SSBmsy	-	-	-
Fmsy	-	-	-
ERmsy	ERmsy-ratio	2018	0.457
TBmgt	-	-	-
SSBmgt	-	-	-
Fmgt	-	-	-
ERmgt	-	-	-
TB0	-	-	-
SSB0	-	-	-
MSY	-	-	-
M	M-1/yr	2018	0.15
TBlim	-	-	-
SSBlim	-	-	-
Flim	-	-	-
ERlim	-	-	-

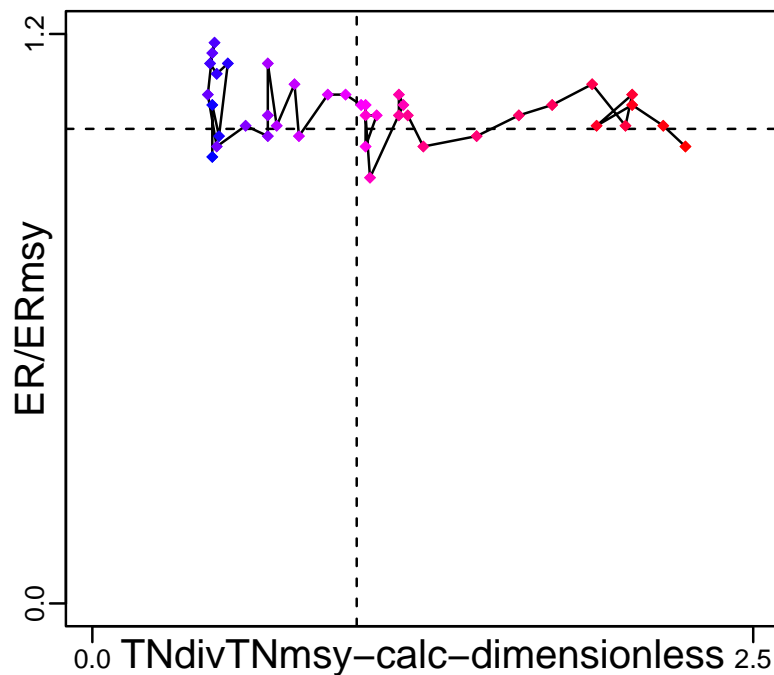
Time Series					
Type	ID	Asmt Year	Curr Value	Sex	Age
TB	-	-	-	-	-
SSB	SSB-MT	2018	39,445	Females	-
TN	TN-E00	2018	2.67×10^8	Both	-
R	R-E00	2018	3.73×10^8	Both	-
F	-	-	-	-	-
ER	ER-ratio	2018	0.44	Both	-
TC	-	-	-		
TL	TL-MT	2018	64,447		
TB/TBmsy	-	-	-		
SSB/SSBmsy	-	-	-		
F/Fmsy	-	-	-		
ER/ERmsy	ER-ratio/ERmsy-ratio	2018	0.963		
TB/TBmgt	-	-	-		
SSB/SSBmgt	-	-	-		
F/Fmgt	-	-	-		
ER/ERmgt	-	-	-		

American lobster Gulf of Maine / Georges Bank [LOBSTERGOMGB]

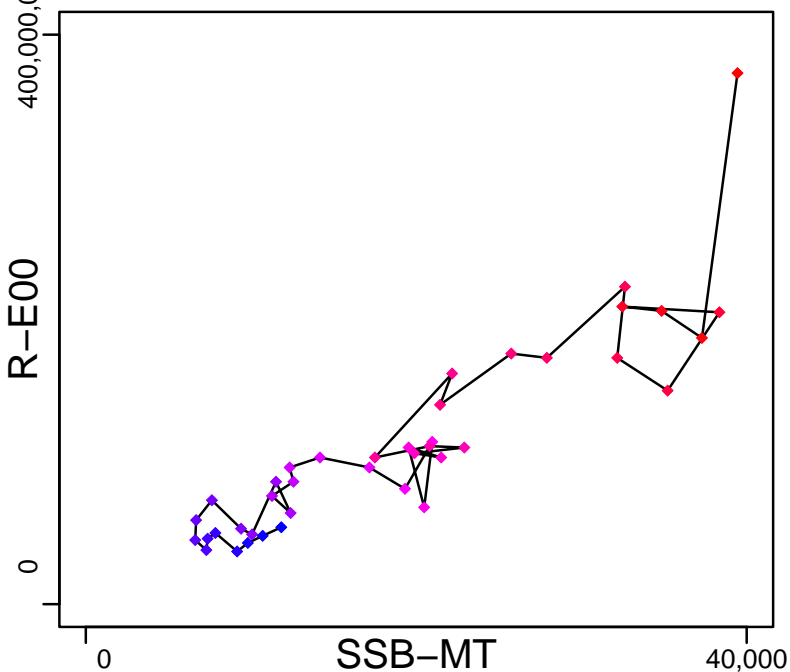
Kobe MSYpref (1979–2018–HIVELY)




Kobe MGTpref (1979–2018–HIVELY)



Spawner Recruit (1979–2018–HIVELY)



Production*



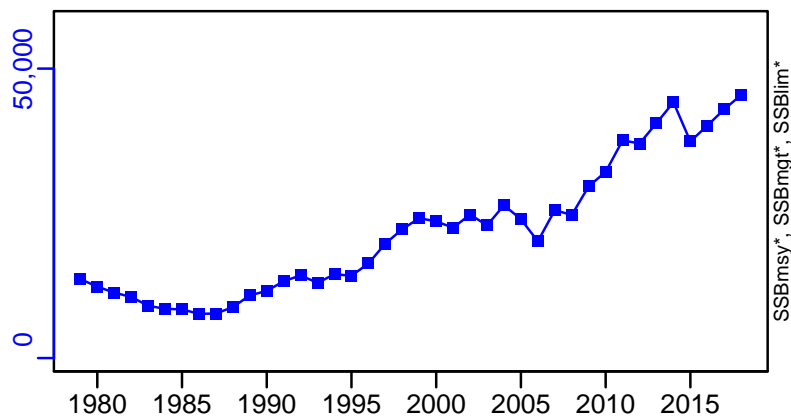
◆ Start Year ◆ End Year * No Data

American lobster Gulf of Maine / Georges Bank [LOBSTERGOMGB]

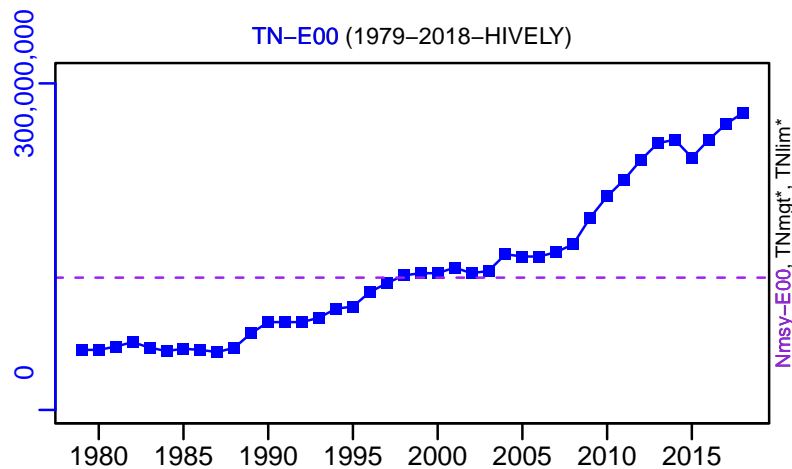
TB*



SSB-MT (1979–2018–HIVELY)



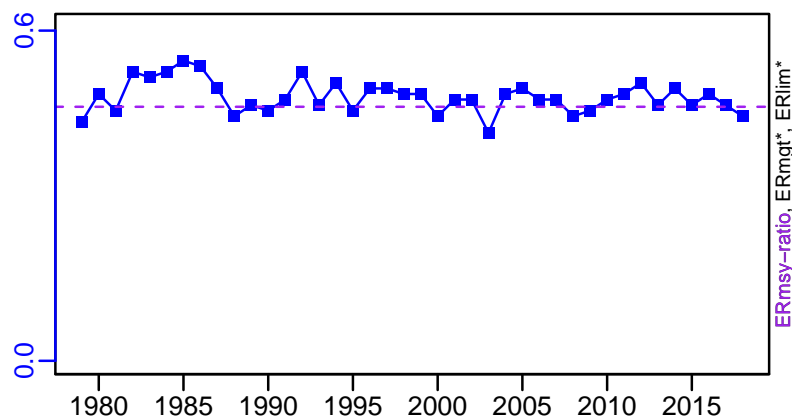
TN-E00 (1979–2018–HIVELY)



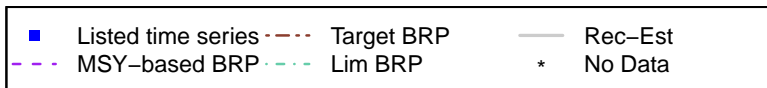
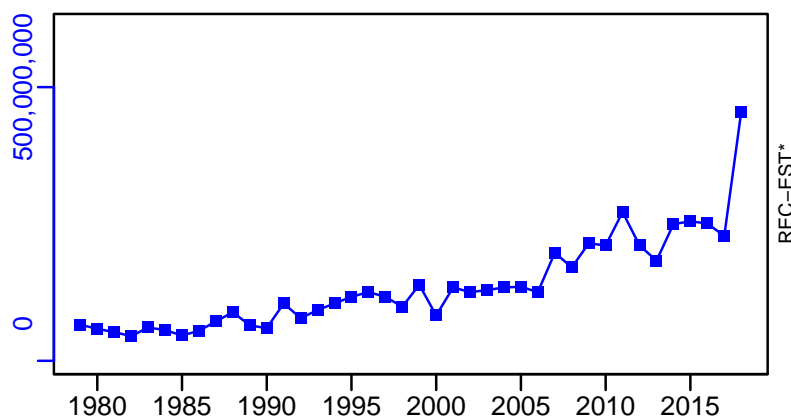
F*



ER-ratio (1979–2018–HIVELY)

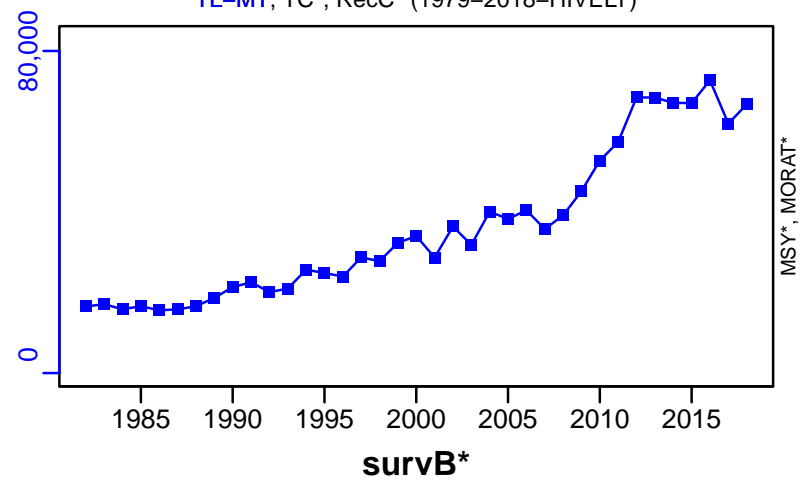


R-E00 (1979–2018–HIVELY)




American lobster Gulf of Maine / Georges Bank [LOBSTERGOMGB]

TL-MT, TC*, RecC* (1979-2018-HIVELY)




TAC*, Cpair*, Cadv*




CPUE*



EFFORT*



CdivMSY*



■ 1st listed time series ▲ 3rd listed time series — MORAT
● 2nd listed time series - - - MSY * No Data


American lobster Quebec North Shore and Anticosti Island (LFA 15-18)
[LOBSTERLFA15-18]

Metadata	
Scientific Name	Homarus americanus
Current Assess ID	DFO-QUE-LOBSTERLFA15-18-1984-2018-ASHBROOK
Area	Quebec North Shore and Anticosti Island (LFA 15-18)
Management Authority	Department of Fisheries and Oceans, Canada national management
Assessor	Department of Fisheries and Oceans - Quebec Region
Asmts in RAM	2011, 2018


Reference Points			
Type	ID	Asmt Year	Value
TBmsy	-	-	-
SSBmsy	-	-	-
Fmsy	-	-	-
ERmsy	-	-	-
TBmgt	-	-	-
SSBmgt	-	-	-
Fmgt	-	-	-
ERmgt	-	-	-
TB0	-	-	-
SSB0	-	-	-
MSY	-	-	-
M	-	-	-
TBlim	-	-	-
SSBlim	-	-	-
Flim	-	-	-
ERlim	-	-	-

Time Series					
Type	ID	Asmt Year	Curr Value	Sex	Age
TB	-	-	-	-	-
SSB	-	-	-	-	-
TN	-	-	-	-	-
R	-	-	-	-	-
F	-	-	-	-	-
ER	-	-	-	-	-
TC	-	-	-	-	-
TL	TL-MT	2018	1070	-	-
TB/TBmsy	-	-	-	-	-
SSB/SSBmsy	-	-	-	-	-
F/Fmsy	-	-	-	-	-
ER/ERmsy	-	-	-	-	-
TB/TBmgt	-	-	-	-	-
SSB/SSBmgt	-	-	-	-	-
F/Fmgt	-	-	-	-	-
ER/ERmgt	-	-	-	-	-


Kobe MSY*




Kobe MGT*



Spawner Recruit*




Production*




◆ Start Year ◆ End Year * No Data

American lobster Quebec North Shore and Anticosti Island (LFA 15–18) [LOBSTERLFA15–18]

TB*



SSB*




TN *



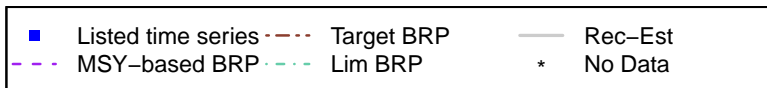

F*



ER*




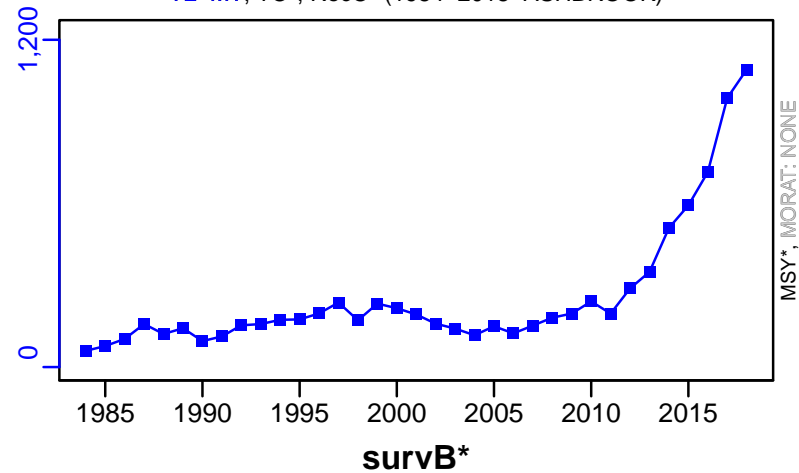
Recruits*



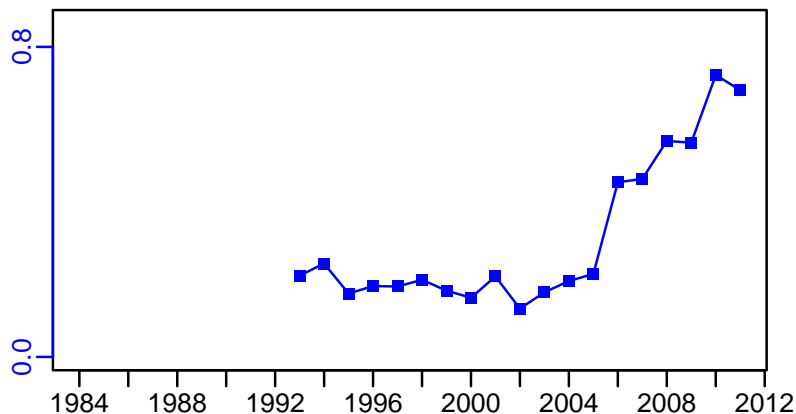
American lobster Quebec North Shore and Anticosti Island (LFA 15–18) [LOBSTERLFA15–18]

TL–MT, TC*, RecC* (1984–2018–ASHBROOK)

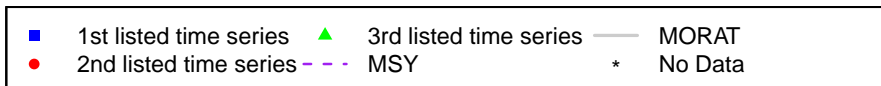

TAC*, Cpair*, Cadv*



CPUE–kg/trap (1984–2011–CHING)



EFFORT*




American lobster Gaspe (LFA 19-21) [LOBSTERLFA19-21]

Metadata	
Scientific Name	Homarus americanus
Current Assess ID	DFO-QUE-LOBSTERLFA19-21-1945-2018-ASHBROOK
Area	Gaspe (LFA 19-21)
Management Authority	Department of Fisheries and Oceans, Canada national management
Assessor	Department of Fisheries and Oceans - Quebec Region
Asmts in RAM	2011, 2018


Reference Points			
Type	ID	Asmt Year	Value
TBmsy	-	-	-
SSBmsy	-	-	-
Fmsy	-	-	-
ERmsy	-	-	-
TBmgt	-	-	-
SSBmgt	-	-	-
Fmgt	-	-	-
ERmgt	-	-	-
TB0	-	-	-
SSB0	-	-	-
MSY	-	-	-
M	-	-	-
TBlim	-	-	-
SSBlim	-	-	-
Flim	-	-	-
ERlim	-	-	-

Time Series					
Type	ID	Asmt Year	Curr Value	Sex	Age
TB	-	-	-	-	-
SSB	-	-	-	-	-
TN	-	-	-	-	-
R	-	-	-	-	-
F	-	-	-	-	-
ER	-	-	-	-	-
TC	-	-	-		
TL	TL-MT	2018	2314		
TB/TBmsy	-	-	-		
SSB/SSBmsy	-	-	-		
F/Fmsy	-	-	-		
ER/ERmsy	-	-	-		
TB/TBmgt	-	-	-		
SSB/SSBmgt	-	-	-		
F/Fmgt	-	-	-		
ER/ERmgt	-	-	-		


Kobe MSY*



Kobe MGT*



Spawner Recruit*




Production*




◆ Start Year ◆ End Year * No Data

American lobster Gaspe (LFA 19–21) [LOBSTERLFA19–21]


TB*




SSB*



TN *



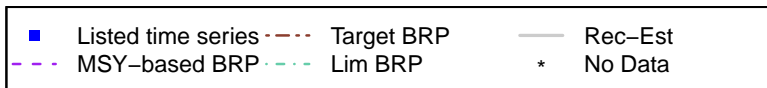
F*



ER*




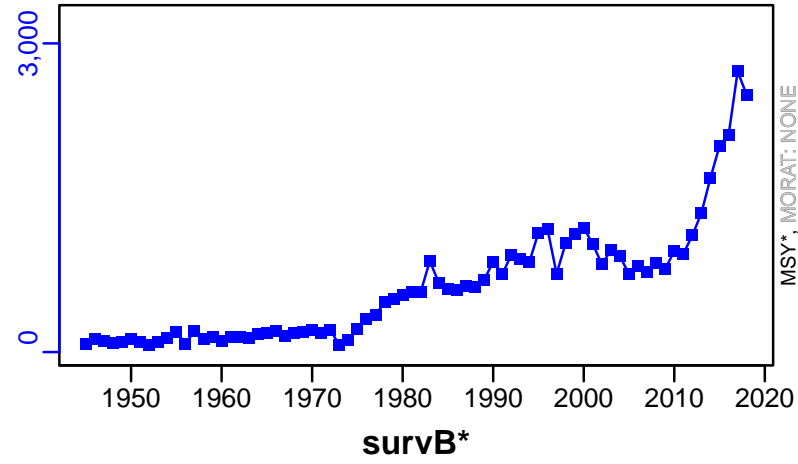
Recruits*



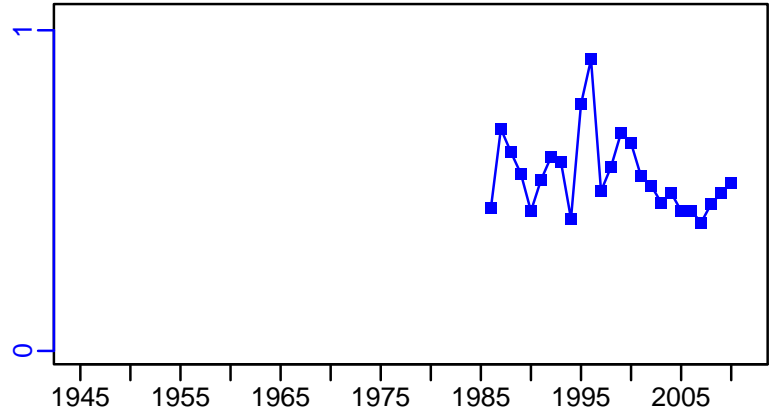

American lobster Gaspe (LFA 19–21) [LOBSTERLFA19–21]

TL–MT, TC*, RecC* (1945–2018–ASHBROOK)

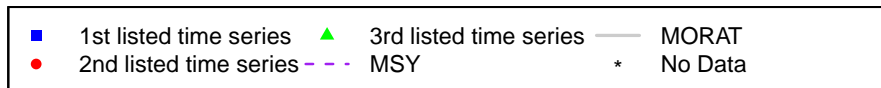
TAC*, Cpair*, Cadv*



CPUE–E00/trap (1945–2011–CHING)



EFFORT*




American lobster Magdalen Islands (LFA 22) [LOBSTERLFA22]

Metadata	
Scientific Name	Homarus americanus
Current Assess ID	DFO-QUE-LOBSTERLFA22-1945-2015-ASHBROOK
Area	Magdalen Islands (LFA 22)
Management Authority	Department of Fisheries and Oceans, Canada national management
Assessor	Department of Fisheries and Oceans - Quebec Region
Asmts in RAM	2011, 2015


Reference Points			
Type	ID	Asmt Year	Value
TBmsy	-	-	-
SSBmsy	-	-	-
Fmsy	-	-	-
ERmsy	-	-	-
TBmgt	-	-	-
SSBmgt	-	-	-
Fmgt	-	-	-
ERmgt	-	-	-
TB0	-	-	-
SSB0	-	-	-
MSY	-	-	-
M	-	-	-
TBlim	-	-	-
SSBlim	-	-	-
Flim	-	-	-
ERlim	-	-	-

Time Series					
Type	ID	Asmt Year	Curr Value	Sex	Age
TB	-	-	-	-	-
SSB	-	-	-	-	-
TN	-	-	-	-	-
R	-	-	-	-	-
F	-	-	-	-	-
ER	-	-	-	-	-
TC	-	-	-		
TL	TL-MT	2015	1796		
TB/TBmsy	-	-	-		
SSB/SSBmsy	-	-	-		
F/Fmsy	-	-	-		
ER/ERmsy	-	-	-		
TB/TBmgt	-	-	-		
SSB/SSBmgt	-	-	-		
F/Fmgt	-	-	-		
ER/ERmgt	-	-	-		


Kobe MSY*



Kobe MGT*



Spawner Recruit*



Production*




◆ Start Year ◆ End Year * No Data

American lobster Magdalen Islands (LFA 22) [LOBSTERLFA22]


TB*




SSB*




TN *



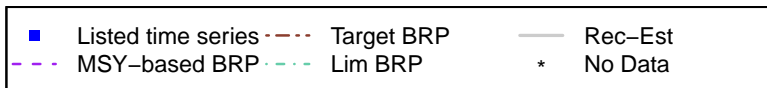

F*



ER*



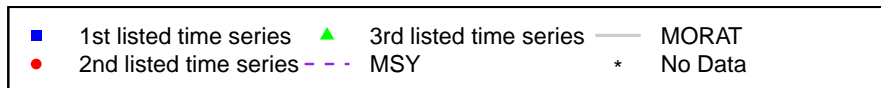

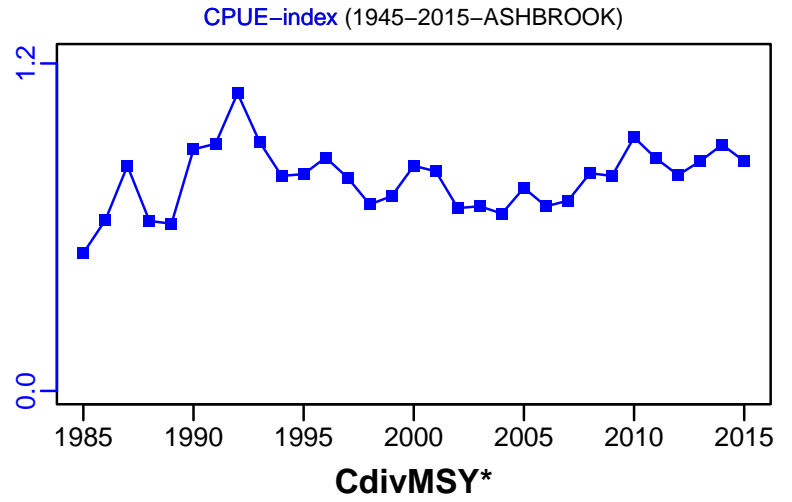


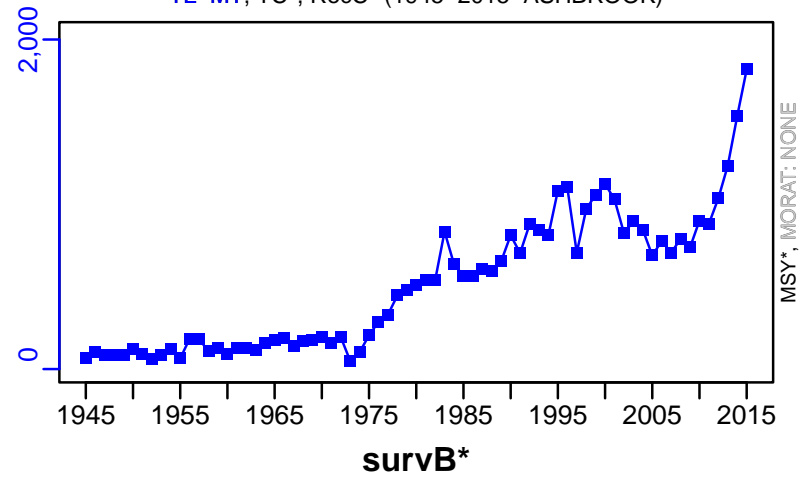
Recruits*



American lobster Magdalen Islands (LFA 22) [LOBSTERLFA22]

TL-MT, TC*, RecC* (1945-2015-ASHBROOK)

TAC*, Cpair*, Cadv*




American lobster Southern Gulf of St. Lawrence [LOBSTERLFA23-26AB]

Metadata	
Scientific Name	Homarus americanus
Current Assess ID	DFO-SG-LOBSTERLFA23-26AB-1892-2011-CHING
Area	Southern Gulf of St. Lawrence
Management Authority	Department of Fisheries and Oceans, Canada national management
Assessor	Department of Fisheries and Oceans - Southern Gulf Region
Asmts in RAM	2011


Reference Points			
Type	ID	Asmt Year	Value
TBmsy	-	-	-
SSBmsy	-	-	-
Fmsy	-	-	-
ERmsy	-	-	-
TBmgt	-	-	-
SSBmgt	-	-	-
Fmgt	-	-	-
ERmgt	-	-	-
TB0	-	-	-
SSB0	-	-	-
MSY	-	-	-
M	-	-	-
TBlim	-	-	-
SSBlim	-	-	-
Flim	-	-	-
ERlim	-	-	-

Time Series					
Type	ID	Asmt Year	Curr Value	Sex	Age
TB	-	-	-	-	-
SSB	-	-	-	-	-
TN	-	-	-	-	-
R	-	-	-	-	-
F	-	-	-	-	-
ER	-	-	-	-	-
TC	-	-	-		
TL	TL-MT	2011	18,900		
TB/TBmsy	-	-	-		
SSB/SSBmsy	-	-	-		
F/Fmsy	-	-	-		
ER/ERmsy	-	-	-		
TB/TBmgt	-	-	-		
SSB/SSBmgt	-	-	-		
F/Fmgt	-	-	-		
ER/ERmgt	-	-	-		

Kobe MSY*



Kobe MGT*



Spawner Recruit*




Production*




◆ Start Year ◆ End Year * No Data

TB*



SSB*



TN *



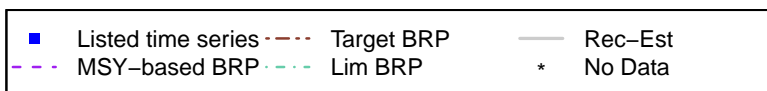
F*



ER*



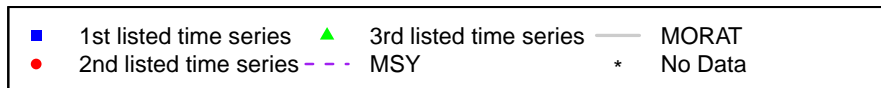



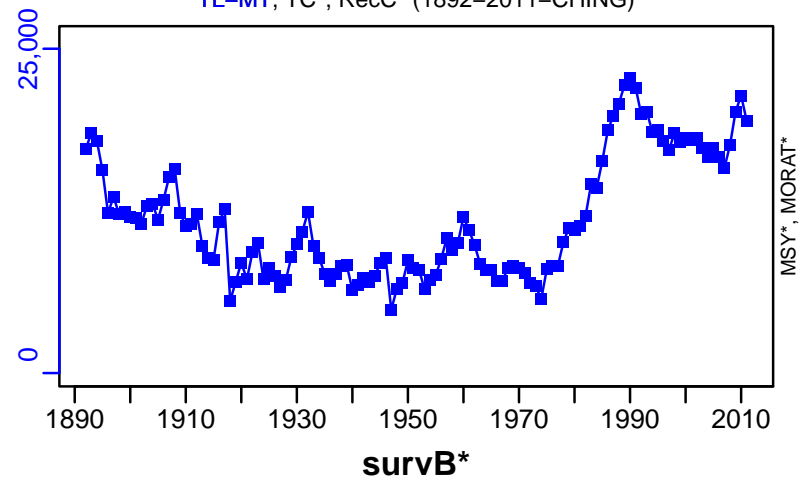
Recruits*



American lobster Southern Gulf of St. Lawrence [LOBSTERLFA23–26AB]

TL–MT, TC*, RecC* (1892–2011–CHING)

TAC*, Cpair*, Cadv*




American lobster Atlantic Coast of Nova Scotia (LFA 27-33) [LOBSTERLFA27-33]

Metadata	
Scientific Name	Homarus americanus
Current Assess ID	DFO-MAR-LOBSTERLFA27-33-1980-2010-CHING
Area	Atlantic Coast of Nova Scotia (LFA 27-33)
Management Authority	Department of Fisheries and Oceans, Canada national management
Assessor	Department of Fisheries and Oceans - Maritimes Region
Asmts in RAM	2010


Reference Points			
Type	ID	Asmt Year	Value
TBmsy	-	-	-
SSBmsy	-	-	-
Fmsy	-	-	-
ERmsy	-	-	-
TBmgt	-	-	-
SSBmgt	-	-	-
Fmgt	-	-	-
ERmgt	-	-	-
TB0	-	-	-
SSB0	-	-	-
MSY	-	-	-
M	-	-	-
TBlim	-	-	-
SSBlim	-	-	-
Flim	-	-	-
ERlim	-	-	-

Time Series					
Type	ID	Asmt Year	Curr Value	Sex	Age
TB	-	-	-	-	-
SSB	-	-	-	-	-
TN	-	-	-	-	-
R	-	-	-	-	-
F	-	-	-	-	-
ER	-	-	-	-	-
TC	-	-	-		
TL	TL-MT	2010	9810		
TB/TBmsy	-	-	-		
SSB/SSBmsy	-	-	-		
F/Fmsy	-	-	-		
ER/ERmsy	-	-	-		
TB/TBmgt	-	-	-		
SSB/SSBmgt	-	-	-		
F/Fmgt	-	-	-		
ER/ERmgt	-	-	-		


Kobe MSY*




Kobe MGT*



Spawner Recruit*




Production*




◆ Start Year ◆ End Year * No Data

TB*



SSB*




TN *



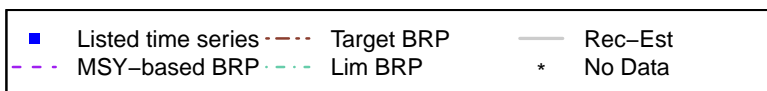

F*



ER*




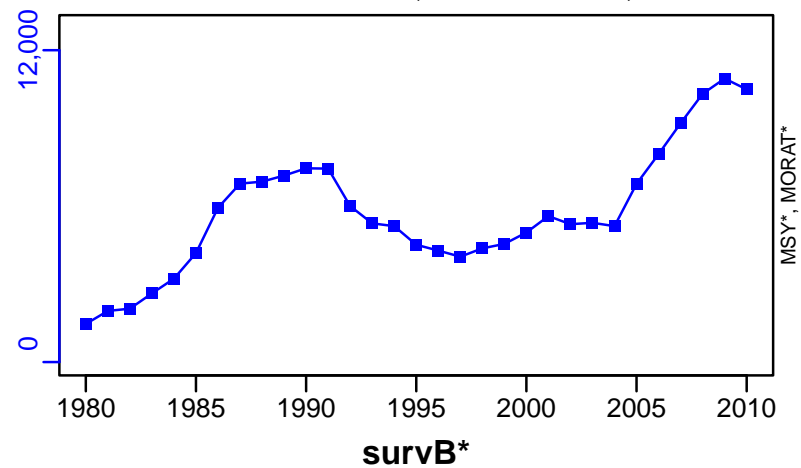
Recruits*



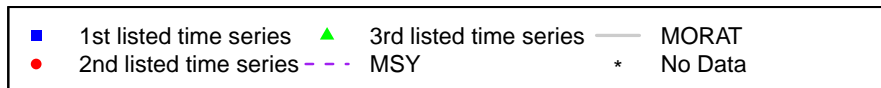


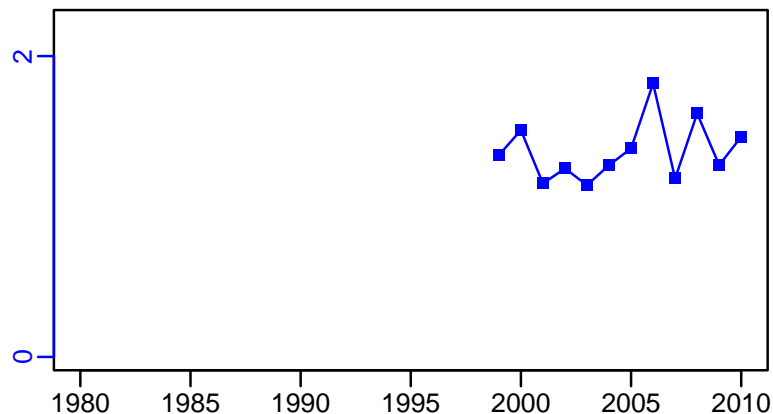
American lobster Atlantic Coast of Nova Scotia (LFA 27–33) [LOBSTERLFA27–33]

TL–MT, TC*, RecC* (1980–2010–CHING)

TAC*, Cpair*, Cadv*



CPUE–1–E00/trap (1980–2010–CHING)




American lobster Lobster Fishing Areas 3-14 [LOBSTERLFA3-14]

Metadata	
Scientific Name	Homarus americanus
Current Assess ID	DFO-LOBSTERLFA3-14-1874-2015-ASHBROOK
Area	Lobster Fishing Areas 3-14
Management Authority	Department of Fisheries and Oceans, Canada national management
Assessor	Department of Fisheries and Oceans
Asmts in RAM	2015, 2012


Reference Points			
Type	ID	Asmt Year	Value
TBmsy	-	-	-
SSBmsy	-	-	-
Fmsy	-	-	-
ERmsy	-	-	-
TBmgt	-	-	-
SSBmgt	-	-	-
Fmgt	-	-	-
ERmgt	-	-	-
TB0	-	-	-
SSB0	-	-	-
MSY	-	-	-
M	-	-	-
TBlim	-	-	-
SSBlim	-	-	-
Flim	-	-	-
ERlim	-	-	-

Time Series					
Type	ID	Asmt Year	Curr Value	Sex	Age
TB	-	-	-	-	-
SSB	-	-	-	-	-
TN	-	-	-	-	-
R	-	-	-	-	-
F	-	-	-	-	-
ER	-	-	-	-	-
TC	-	-	-		
TL	TL-MT	2015	2839		
TB/TBmsy	-	-	-		
SSB/SSBmsy	-	-	-		
F/Fmsy	-	-	-		
ER/ERmsy	-	-	-		
TB/TBmgt	-	-	-		
SSB/SSBmgt	-	-	-		
F/Fmgt	-	-	-		
ER/ERmgt	-	-	-		


Kobe MSY*




Kobe MGT*



Spawner Recruit*




Production*




◆ Start Year ◆ End Year * No Data

American lobster Lobster Fishing Areas 3–14 [LOBSTERLFA3–14]

TB*



SSB*




TN *



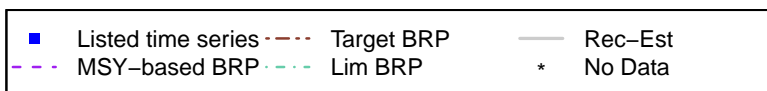

F*



ER*

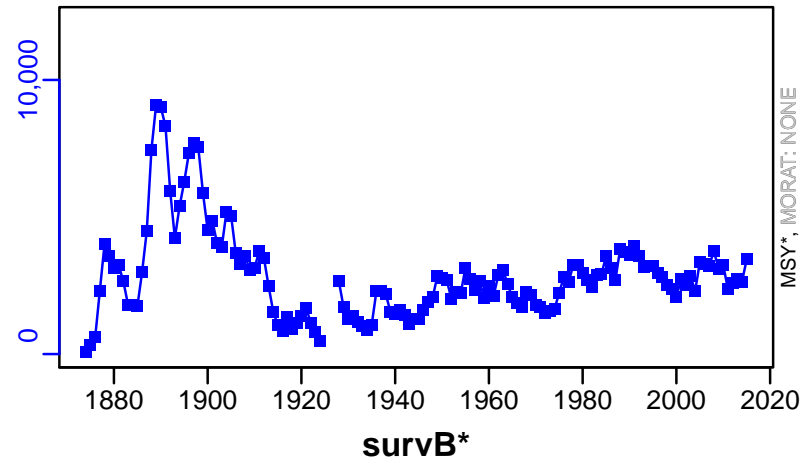


Recruits*




American lobster Lobster Fishing Areas 3–14 [LOBSTERLFA3–14]


TL–MT, TC*, RecC* (1874–2015–ASHBROOK)



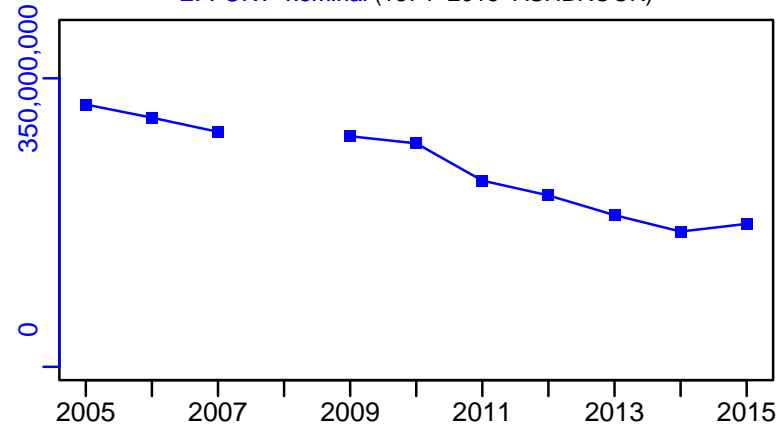
TAC*, Cpair*, Cadv*



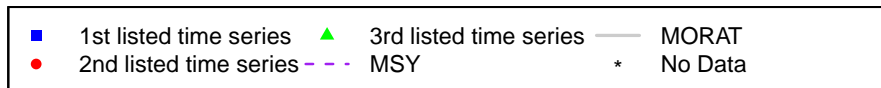

CPUE*



EFFORT–nominal (1874–2015–ASHBROOK)



CdivMSY*




American lobster Lobster Fishing Area 34 [LOBSTERLFA34]

Metadata	
Scientific Name	Homarus americanus
Current Assess ID	DFO-MAR-LOBSTERLFA34-1893-2012-CHING
Area	Lobster Fishing Area 34
Management Authority	Department of Fisheries and Oceans, Canada national management
Assessor	Department of Fisheries and Oceans - Maritimes Region
Asmts in RAM	2012


Reference Points			
Type	ID	Asmt Year	Value
TBmsy	-	-	-
SSBmsy	-	-	-
Fmsy	-	-	-
ERmsy	-	-	-
TBmgt	-	-	-
SSBmgt	-	-	-
Fmgt	-	-	-
ERmgt	-	-	-
TB0	-	-	-
SSB0	-	-	-
MSY	-	-	-
M	-	-	-
TBlim	-	-	-
SSBlim	-	-	-
Flim	-	-	-
ERlim	-	-	-

Time Series					
Type	ID	Asmt Year	Curr Value	Sex	Age
TB	-	-	-	-	-
SSB	-	-	-	-	-
TN	-	-	-	-	-
R	-	-	-	-	-
F	-	-	-	-	-
ER	-	-	-	-	-
TC	-	-	-		
TL	TL-MT	2012	23,300		
TB/TBmsy	-	-	-		
SSB/SSBmsy	-	-	-		
F/Fmsy	-	-	-		
ER/ERmsy	-	-	-		
TB/TBmgt	-	-	-		
SSB/SSBmgt	-	-	-		
F/Fmgt	-	-	-		
ER/ERmgt	-	-	-		


Kobe MSY*



Kobe MGT*



Spawner Recruit*



Production*




◆ Start Year ◆ End Year * No Data

American lobster Lobster Fishing Area 34 [LOBSTERLFA34]


TB*




SSB*




TN *



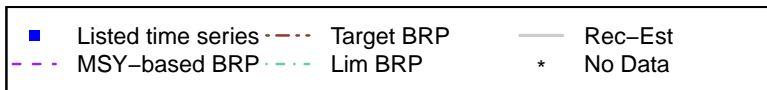

F*



ER*




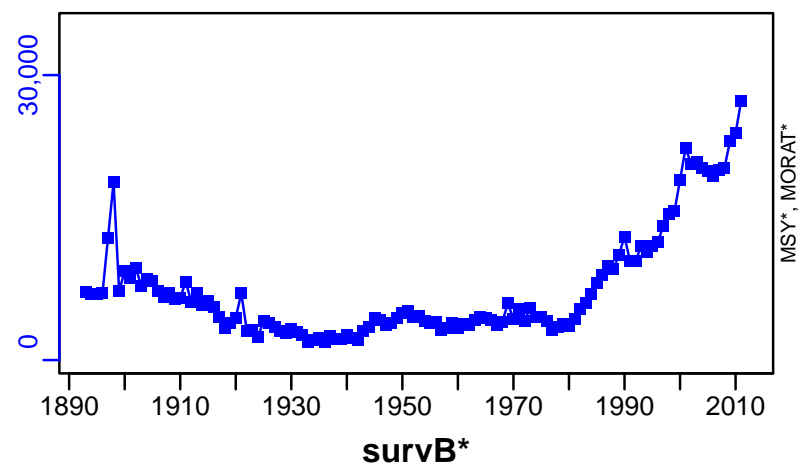
Recruits*



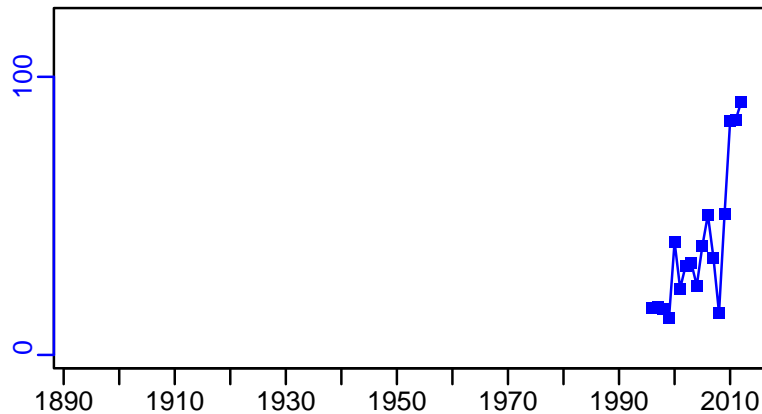
American lobster Lobster Fishing Area 34 [LOBSTERLFA34]

TL-MT, TC*, RecC* (1893-2012-CHING)

TAC*, Cpair*, Cadv*

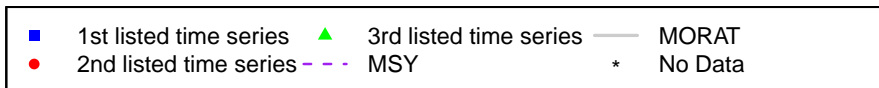




CPUE-E00/tow (1893-2012-CHING)



EFFORT*

CdivMSY*




American lobster Lobster Fishing Areas 35-38 [LOBSTERLFA35-38]

Metadata	
Scientific Name	Homarus americanus
Current Assess ID	DFO-MAR-LOBSTERLFA35-38-1893-2012-CHING
Area	Lobster Fishing Areas 35-38
Management Authority	Department of Fisheries and Oceans, Canada national management
Assessor	Department of Fisheries and Oceans - Maritimes Region
Asmts in RAM	2012


Reference Points			
Type	ID	Asmt Year	Value
TBmsy	-	-	-
SSBmsy	-	-	-
Fmsy	-	-	-
ERmsy	-	-	-
TBmgt	-	-	-
SSBmgt	-	-	-
Fmgt	-	-	-
ERmgt	-	-	-
TB0	-	-	-
SSB0	-	-	-
MSY	-	-	-
M	-	-	-
TBlim	-	-	-
SSBlim	-	-	-
Flim	-	-	-
ERlim	-	-	-

Time Series					
Type	ID	Asmt Year	Curr Value	Sex	Age
TB	-	-	-	-	-
SSB	-	-	-	-	-
TN	-	-	-	-	-
R	-	-	-	-	-
F	-	-	-	-	-
ER	-	-	-	-	-
TC	-	-	-		
TL	TL-MT	2012	8470		
TB/TBmsy	-	-	-		
SSB/SSBmsy	-	-	-		
F/Fmsy	-	-	-		
ER/ERmsy	-	-	-		
TB/TBmgt	-	-	-		
SSB/SSBmgt	-	-	-		
F/Fmgt	-	-	-		
ER/ERmgt	-	-	-		


Kobe MSY*




Kobe MGT*



Spawner Recruit*




Production*




◆ Start Year ◆ End Year * No Data

American lobster Lobster Fishing Areas 35–38 [LOBSTERLFA35–38]

TB*



SSB*




TN *



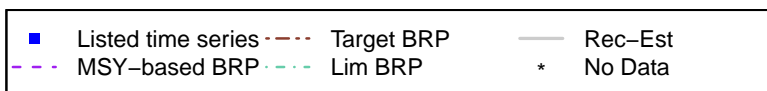

F*



ER*



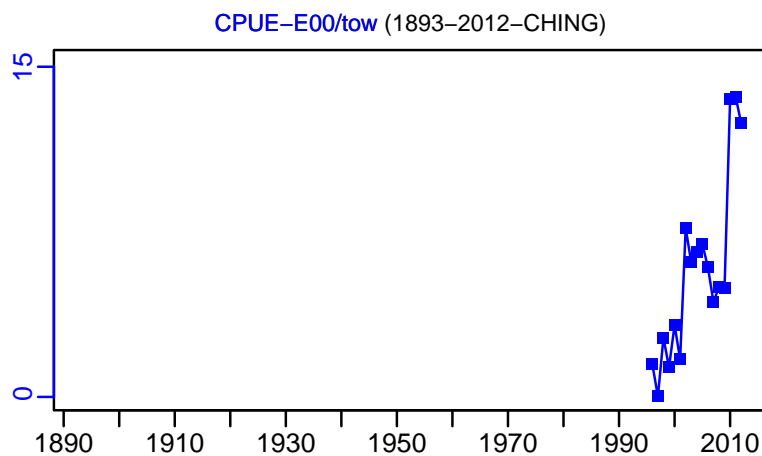

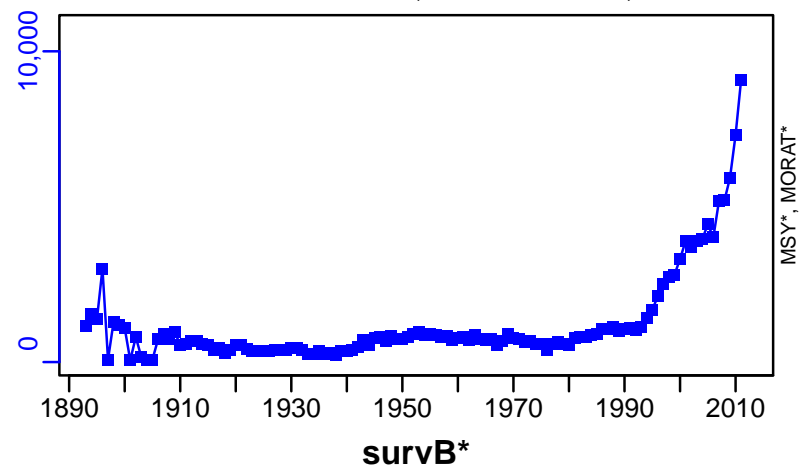
Recruits*



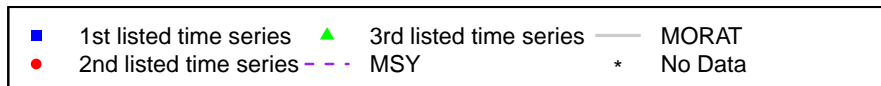


American lobster Lobster Fishing Areas 35–38 [LOBSTERLFA35–38]

TL–MT, TC*, RecC* (1893–2012–CHING)

TAC*, Cpair*, Cadv*



EFFORT*




American lobster Lobster Fishing Area 41 [LOBSTERLFA41]

Metadata	
Scientific Name	Homarus americanus
Current Assess ID	DFO-MAR-LOBSTERLFA41-1969-2016-ASHBROOK
Area	Lobster Fishing Area 41
Management Authority	Department of Fisheries and Oceans, Canada national management
Assessor	Department of Fisheries and Oceans - Maritimes Region
Asmts in RAM	2012, 2016


Reference Points			
Type	ID	Asmt Year	Value
TBmsy	-	-	-
SSBmsy	-	-	-
Fmsy	-	-	-
ERmsy	-	-	-
TBmgt	-	-	-
SSBmgt	-	-	-
Fmgt	-	-	-
ERmgt	-	-	-
TB0	-	-	-
SSB0	-	-	-
MSY	-	-	-
M	-	-	-
TBlim	-	-	-
SSBlim	-	-	-
Flim	-	-	-
ERlim	-	-	-

Time Series					
Type	ID	Asmt Year	Curr Value	Sex	Age
TB	-	-	-	-	-
SSB	-	-	-	-	-
TN	-	-	-	-	-
R	-	-	-	-	-
F	-	-	-	-	-
ER	-	-	-	-	-
TC	-	-	-		
TL	TL-MT	2012	654		
TB/TBmsy	-	-	-		
SSB/SSBmsy	-	-	-		
F/Fmsy	-	-	-		
ER/ERmsy	-	-	-		
TB/TBmgt	-	-	-		
SSB/SSBmgt	-	-	-		
F/Fmgt	-	-	-		
ER/ERmgt	-	-	-		


Kobe MSY*



Kobe MGT*



Spawner Recruit*



Production*




◆ Start Year ◆ End Year * No Data

American lobster Lobster Fishing Area 41 [LOBSTERLFA41]


TB*




SSB*




TN *



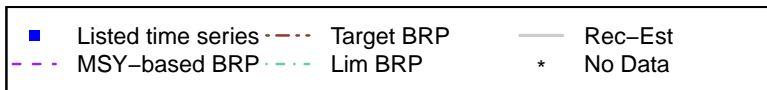

F*



ER*



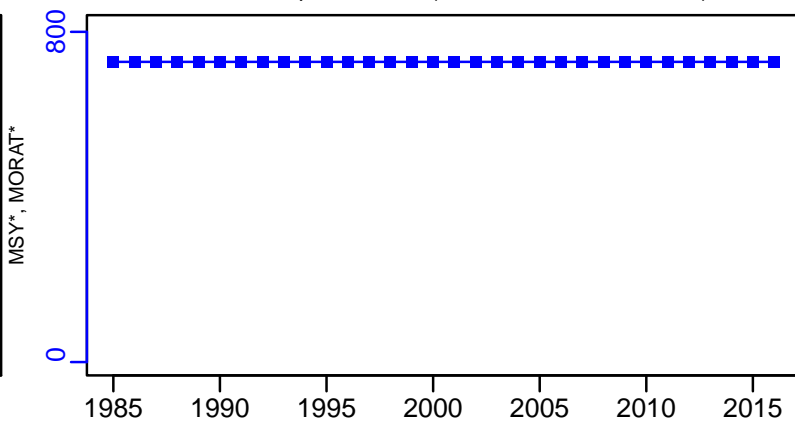
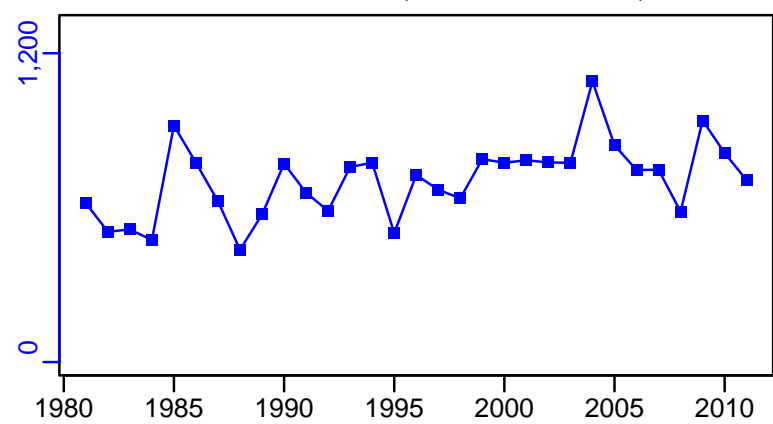
Recruits*



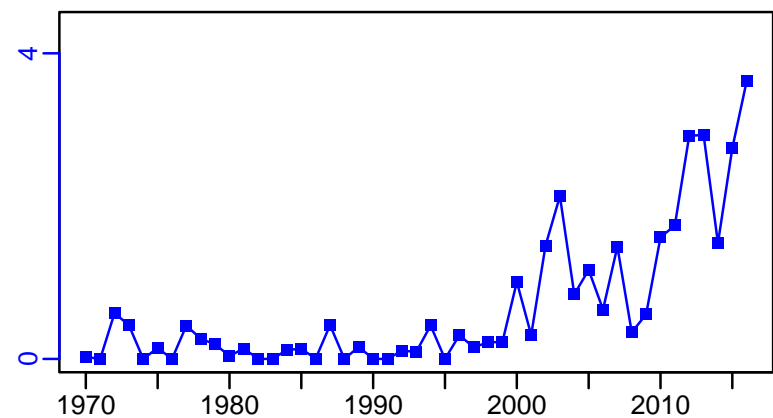
American lobster Lobster Fishing Area 41 [LOBSTERLFA41]

TL-MT, TC*, RecC* (1981-2012-WATSON)

TAC-MT, Cpair*, Cadv* (1969-2016-ASHBROOK)




survB-MT (1969-2016-ASHBROOK)



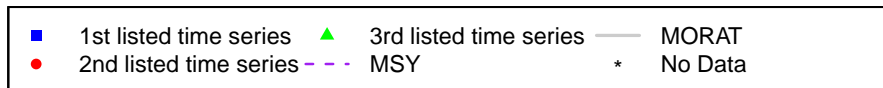

CPUE*



EFFORT*



CdivMSY*



American lobster Southern New England [LOBSTERSNE]

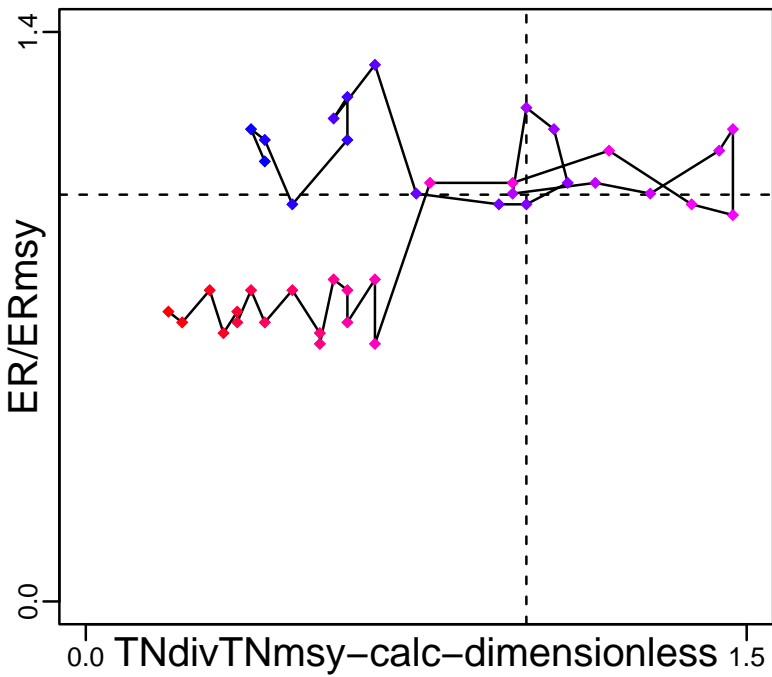
Metadata	
Scientific Name	Homarus americanus
Current Assess ID	ASMFC-LOBSTERSNE-1979-2018-HIVELY
Area	Southern New England
Management Authority	National Marine Fisheries Service, US national management
Assessor	Atlantic States Marine Fisheries Commission
Asmts in RAM	2018, 2007

Reference Points			
Type	ID	Asmt Year	Value
TBmsy	-	-	-
SSBmsy	-	-	-
Fmsy	-	-	-
ERmsy	ERmsy-ratio	2018	0.379
TBmgt	-	-	-
SSBmgt	-	-	-
Fmgt	-	-	-
ERmgt	-	-	-
TB0	-	-	-
SSB0	-	-	-
MSY	-	-	-
M	M-1/yr	2018	0.285
TBlim	-	-	-
SSBlim	-	-	-
Flim	-	-	-
ERlim	-	-	-

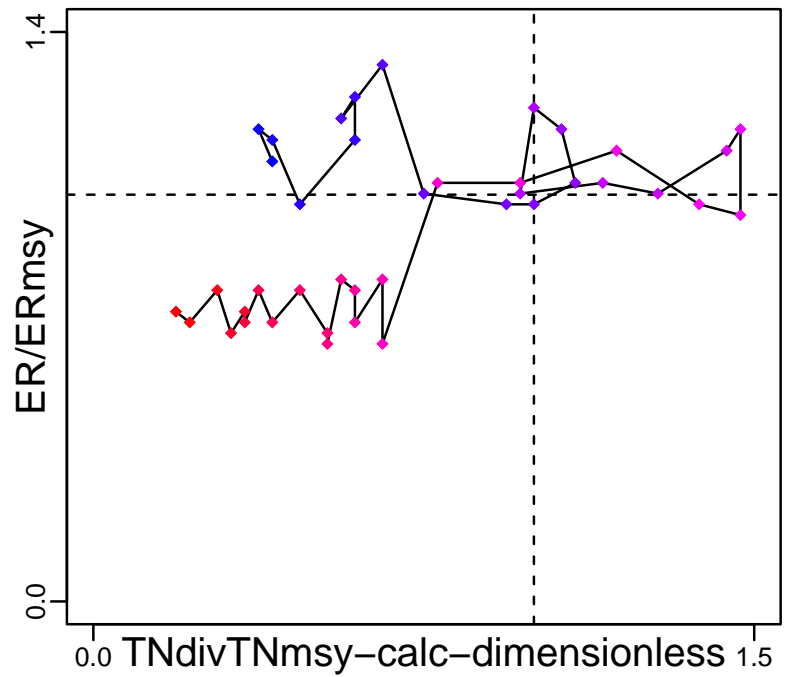
Time Series					
Type	ID	Asmt Year	Curr Value	Sex	Age
TB	-	-	-	-	-
SSB	SSB-MT	2018	966	Females	-
TN	TN-E00	2018	6×10^6	Both	-
R	R-E00	2018	2×10^6	Both	-
F	F-1/yr	2007	1.04	-	-
ER	ER-ratio	2018	0.27	Both	-
TC	-	-	-		
TL	TL-MT	2018	1243		
TB/TBmsy	-	-	-		
SSB/SSBmsy	-	-	-		
F/Fmsy	-	-	-		
ER/ERmsy	ER-ratio/ERmsy-ratio	2018	0.712		
TB/TBmgt	-	-	-		
SSB/SSBmgt	-	-	-		
F/Fmgt	-	-	-		
ER/ERmgt	-	-	-		

American lobster Southern New England [LOBSTERSNE]

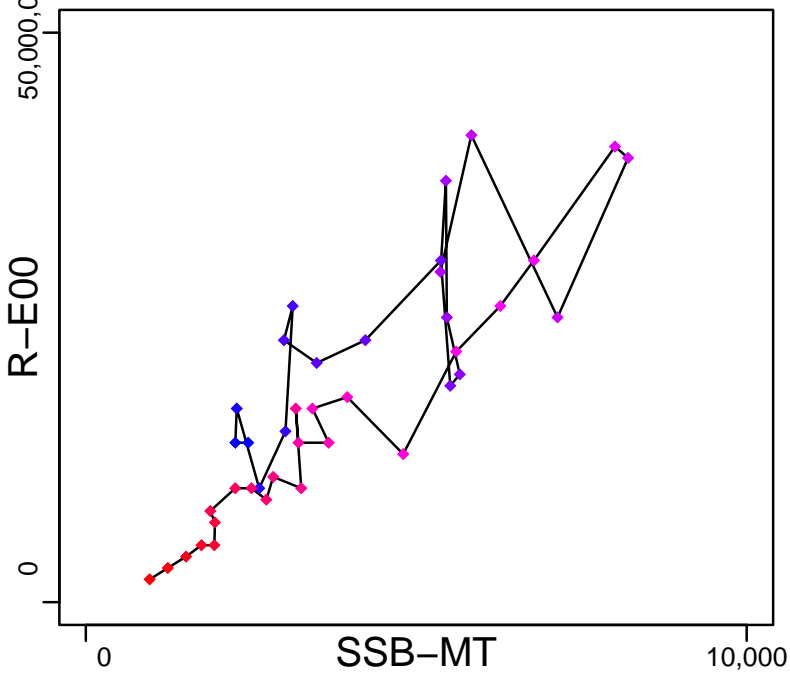
Kobe MSYpref (1979–2018–HIVELY)



Kobe MGTpref (1979–2018–HIVELY)



Spawner Recruit (1979–2018–HIVELY)



Production*



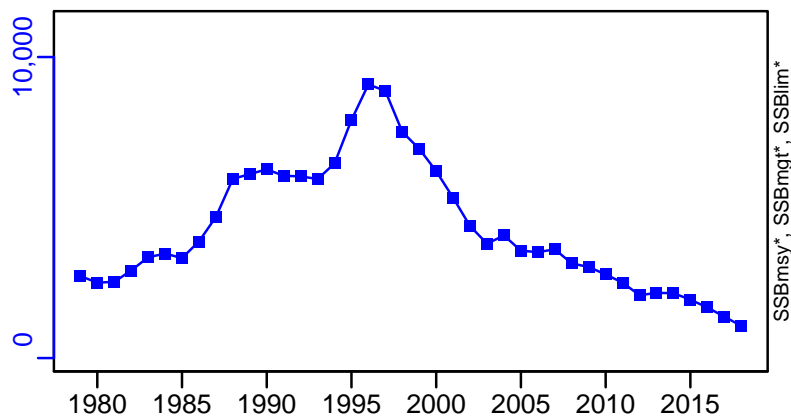
◆ Start Year ◆ End Year * No Data

American lobster Southern New England [LOBSTERSNE]

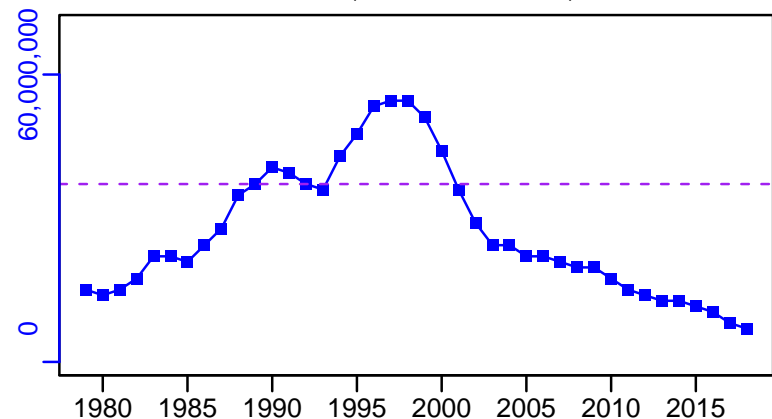
TB*



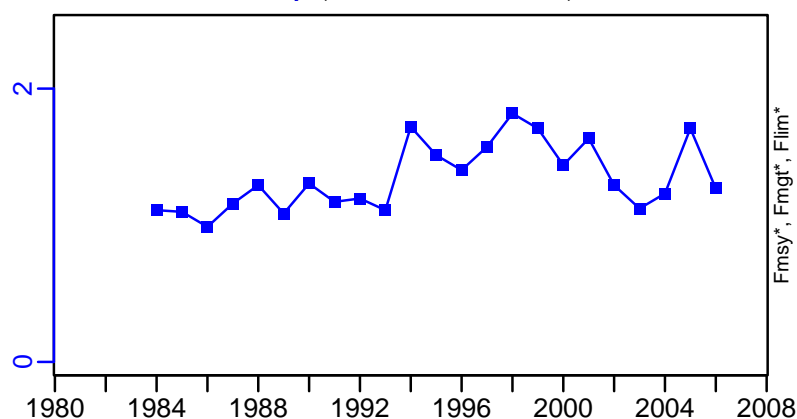
SSB-MT (1979–2018–HIVELY)



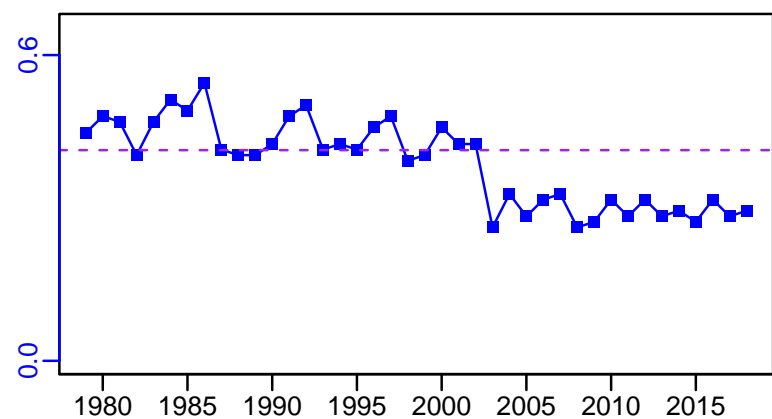
TN-E00 (1979–2018–HIVELY)



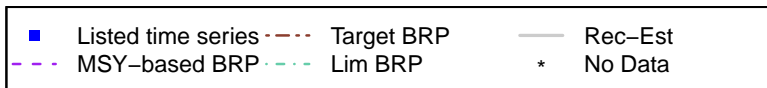
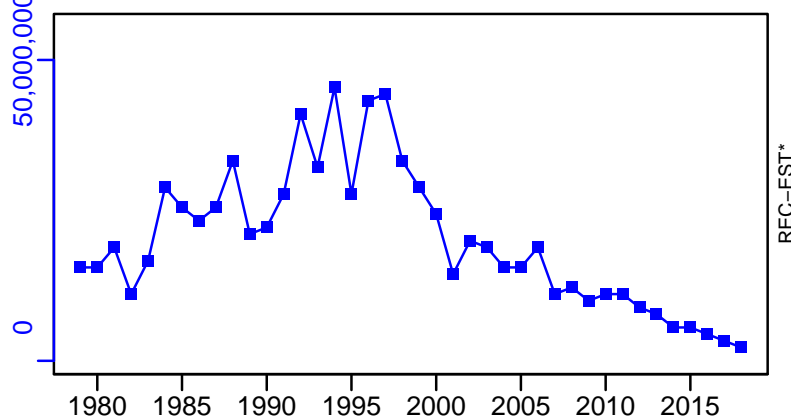
F-1/yr (1981–2007–STANTON)



ER-ratio (1979–2018–HIVELY)



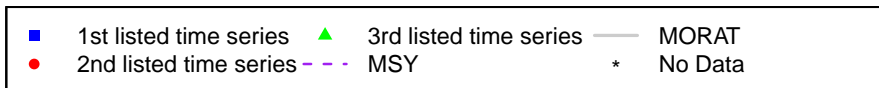





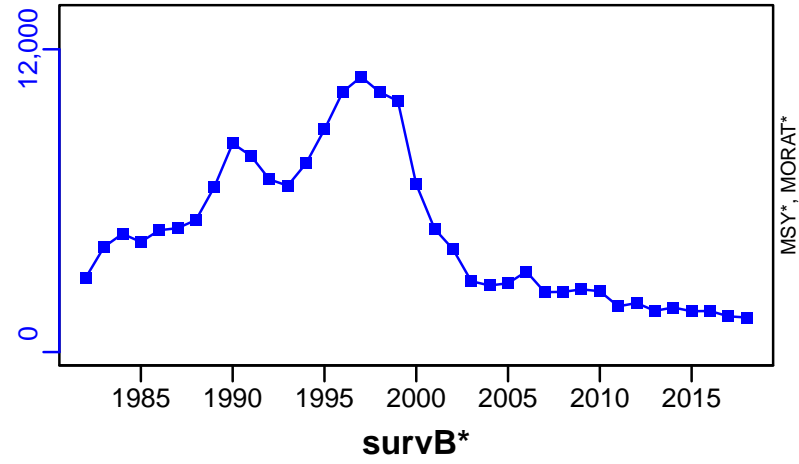
R-E00 (1979–2018–HIVELY)



American lobster Southern New England [LOBSTERSNE]

TL-MT, TC*, RecC* (1979-2018-HIVELY)

TAC*, Cpair*, Cadv*




Norway lobster Noup (FU 10) [NEPHFU10]

Metadata	
Scientific Name	Nephrops norvegicus
Current Assess ID	WGNSSK-NEPHFU10-1994-2019-ICESIMP2021-2
Area	Noup (FU 10)
Management Authority	International Council for the Exploration of the Sea
Assessor	Working Group on the Assessment of Demersal Stocks in the North Sea and Skagerrak
Asmts in RAM	2016, 2017, 2019

Reference Points			
Type	ID	Asmt Year	Value
TBmsy	-	-	-
SSBmsy	-	-	-
Fmsy	-	-	-
ERmsy	-	-	-
TBmgt	-	-	-
SSBmgt	-	-	-
Fmgt	-	-	-
ERmgt	-	-	-
TB0	-	-	-
SSB0	-	-	-
MSY	-	-	-
M	-	-	-
TBlim	-	-	-
SSBlim	-	-	-
Flim	-	-	-
ERlim	-	-	-

Time Series					
Type	ID	Asmt Year	Curr Value	Sex	Age
TB	-	-	-	-	-
SSB	-	-	-	-	-
TN	-	-	-	-	-
R	-	-	-	-	-
F	-	-	-	-	-
ER	-	-	-	-	-
TC	-	-	-		
TL	TL-MT	2019	21		
TB/TBmsy	-	-	-		
SSB/SSBmsy	-	-	-		
F/Fmsy	-	-	-		
ER/ERmsy	-	-	-		
TB/TBmgt	-	-	-		
SSB/SSBmgt	-	-	-		
F/Fmgt	-	-	-		
ER/ERmgt	-	-	-		


Kobe MSY*




Kobe MGT*



Spawner Recruit*




Production*




◆ Start Year ◆ End Year * No Data


TB*




SSB*




TN *



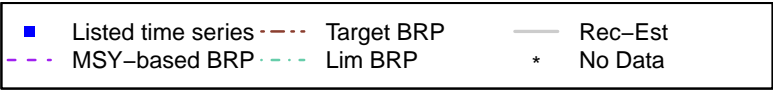

F*



ER*

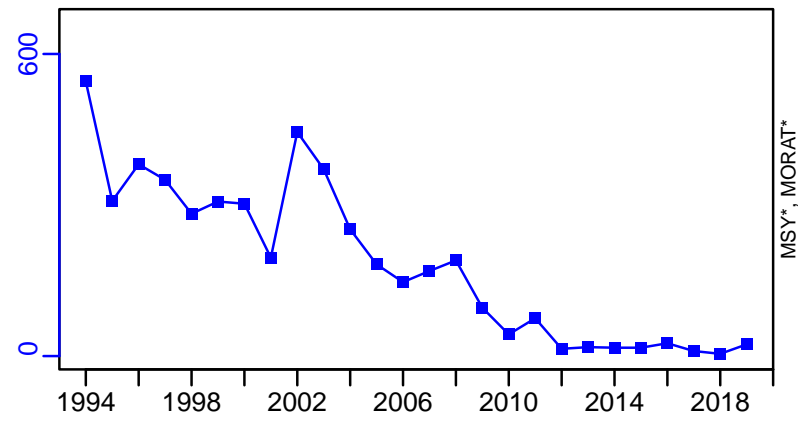


Recruits*




Norway lobster Noup (FU 10) [NEPHFU10]

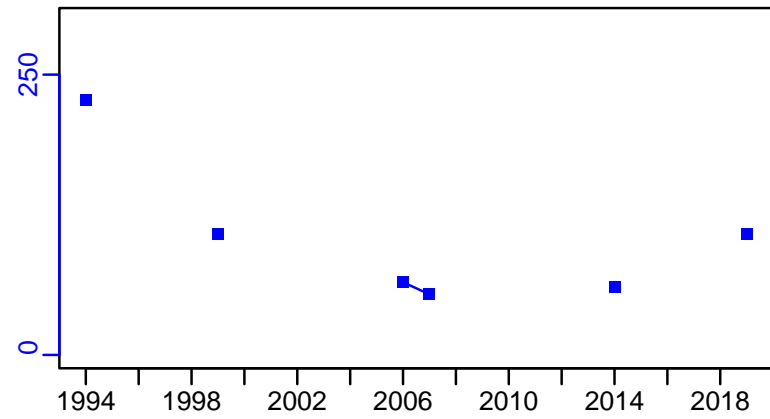
TL-MT, TC*, RecC* (1994-2019-ICESIMP2021-2)




TAC*, Cpair*, Cadv*



survB-index (1994-2019-ICESIMP2021-2)



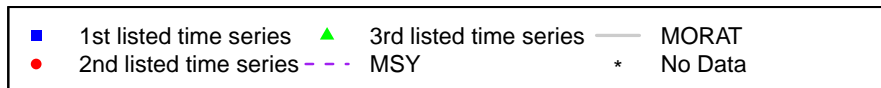
CPUE*



EFFORT*



CdivMSY*




Norway lobster North Minch (FU 11) [NEPHFU11]

Metadata	
Scientific Name	Nephrops norvegicus
Current Assess ID	WGCSE-NEPHFU11-1981-2020-ICESIMP2021-2
Area	North Minch (FU 11)
Management Authority	International Council for the Exploration of the Sea
Assessor	Working Group on Celtic Seas Ecosystems
Asmts in RAM	2015, 2016, 2019, 2020


Reference Points			
Type	ID	Asmt Year	Value
TBmsy	-	-	-
SSBmsy	-	-	-
Fmsy	-	-	-
ERmsy	ERmsy-ratio	2016	0.108
TBmgt	-	-	-
SSBmgt	-	-	-
Fmgt	Fmgt-relative	2020	0.108
ERmgt	ERmgt-ratio	2019	0.108
TB0	-	-	-
SSB0	-	-	-
MSY	-	-	-
M	-	-	-
TBlim	-	-	-
SSBlim	-	-	-
Flim	-	-	-
ERlim	-	-	-

Time Series					
Type	ID	Asmt Year	Curr Value	Sex	Age
TB	-	-	-	-	-
SSB	-	-	-	-	-
TN	-	-	-	-	-
R	-	-	-	-	-
F	F-relative	2020	0.071	-	-
ER	ER-ratio	2019	0.064	-	-
TC	TC-MT	2020	2270		
TL	TL-MT	2020	2220		
TB/TBmsy	-	-	-		
SSB/SSBmsy	-	-	-		
F/Fmsy	-	-	-		
ER/ERmsy	ER-ratio/ERmsy-ratio	2016	0.991		
TB/TBmgt	-	-	-		
SSB/SSBmgt	-	-	-		
F/Fmgt	-	-	-		
ER/ERmgt	-	-	-		

Kobe MSY*



Kobe MGT*



Spawner Recruit*




Production*




◆ Start Year ◆ End Year * No Data

Norway lobster North Minch (FU 11) [NEPHFU11]


TB*



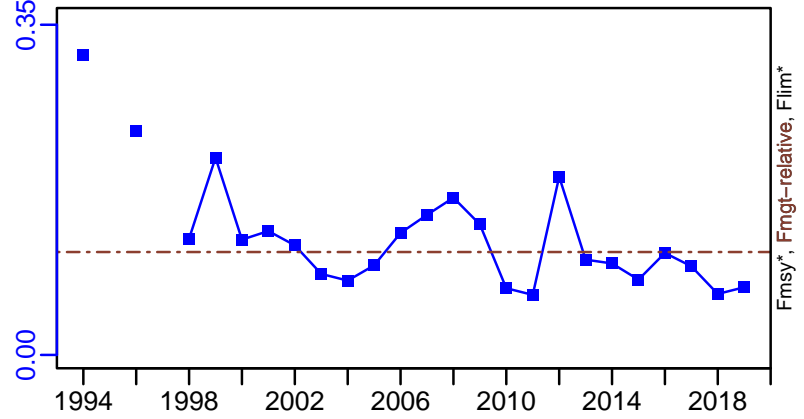
SSB*



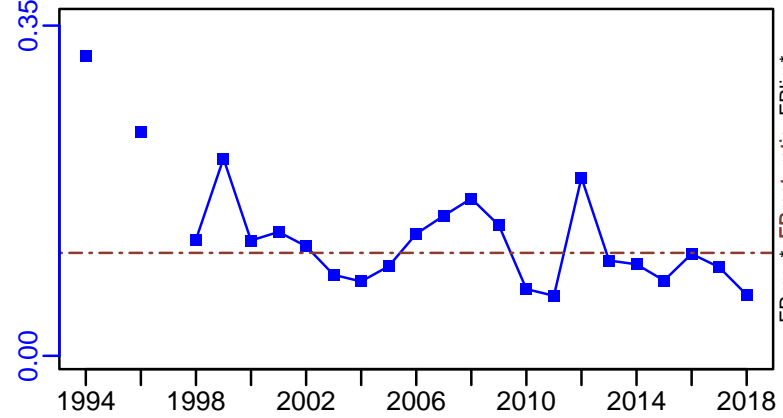
TN *



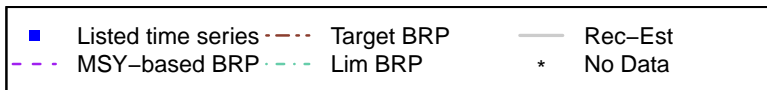

F-relative (1981–2020–ICESIMP2021–2)



ER-ratio (1981–2019–ICESIMP2021)

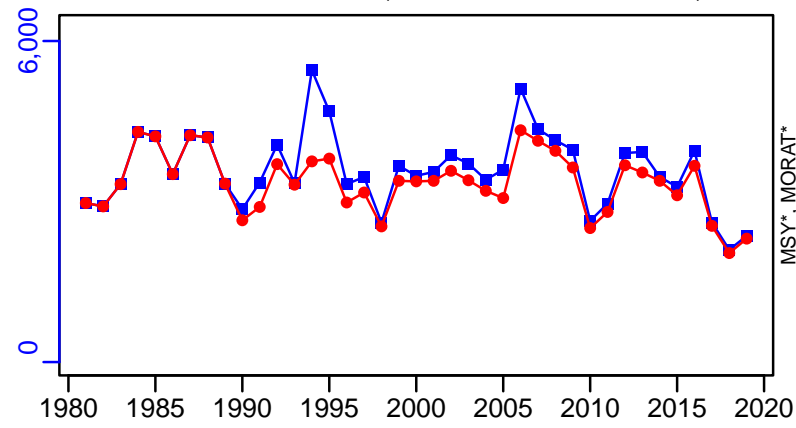


Recruits*




Norway lobster North Minch (FU 11) [NEPHFU11]

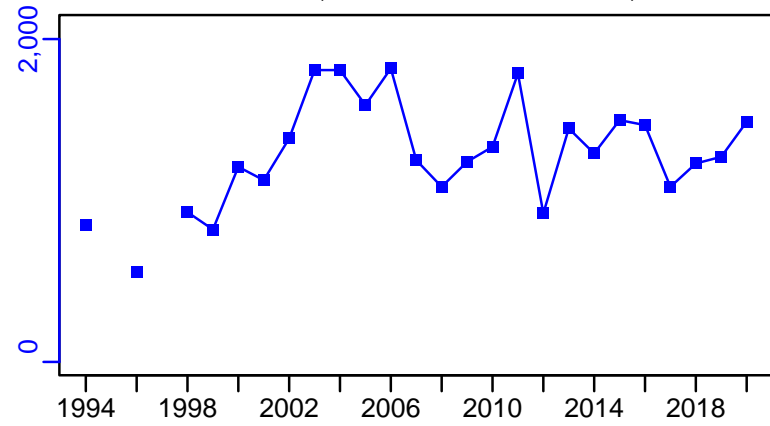
TC-MT, TL-MT, RecC* (1981–2020–ICESIMP2021–2)




TAC*, Cpair*, Cadv*



survB-E00 (1981–2020–ICESIMP2021–2)



CPUE*



EFFORT*



CdivMSY*



■ 1st listed time series ▲ 3rd listed time series — MORAT
● 2nd listed time series - - - MSY * No Data


Norway lobster South Minch (FU 12) [NEPHFU12]

Metadata	
Scientific Name	Nephrops norvegicus
Current Assess ID	WGCSE-NEPHFU12-1979-2020-ICESIMP2021-2
Area	South Minch (FU 12)
Management Authority	International Council for the Exploration of the Sea
Assessor	Working Group on Celtic Seas Ecosystems
Asmts in RAM	2019, 2020, 2015, 2016


Reference Points			
Type	ID	Asmt Year	Value
TBmsy	-	-	-
SSBmsy	-	-	-
Fmsy	-	-	-
ERmsy	ERmsy-ratio	2016	0.117
TBmgt	-	-	-
SSBmgt	-	-	-
Fmgt	Fmgt-relative	2020	0.117
ERmgt	ERmgt-ratio	2019	0.117
TB0	-	-	-
SSB0	-	-	-
MSY	-	-	-
M	-	-	-
TBlim	-	-	-
SSBlim	-	-	-
Flim	-	-	-
ERlim	-	-	-

Time Series					
Type	ID	Asmt Year	Curr Value	Sex	Age
TB	-	-	-	-	-
SSB	-	-	-	-	-
TN	-	-	-	-	-
R	-	-	-	-	-
F	F-relative	2020	0.035	-	-
ER	ER-ratio	2019	0.048	-	-
TC	TC-MT	2020	2350		
TL	TL-MT	2020	2300		
TB/TBmsy	-	-	-		
SSB/SSBmsy	-	-	-		
F/Fmsy	-	-	-		
ER/ERmsy	ER-ratio/ERmsy-ratio	2016	0.812		
TB/TBmgt	-	-	-		
SSB/SSBmgt	-	-	-		
F/Fmgt	-	-	-		
ER/ERmgt	-	-	-		


Kobe MSY*



Kobe MGT*



Spawner Recruit*



Production*



◆ Start Year ◆ End Year * No Data

Norway lobster South Minch (FU 12) [NEPHFU12]


TB*



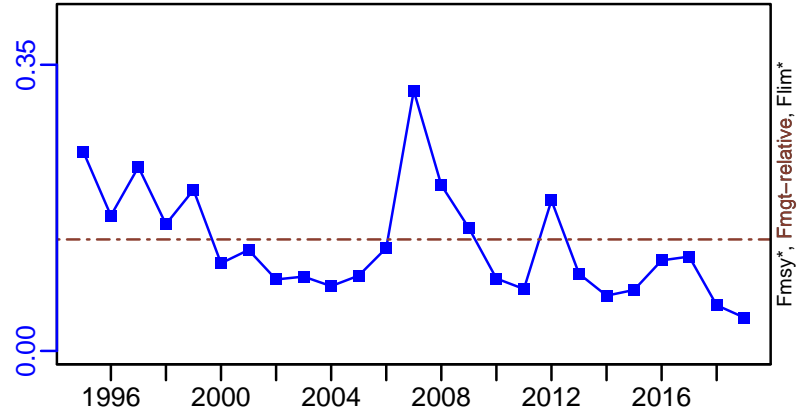
SSB*



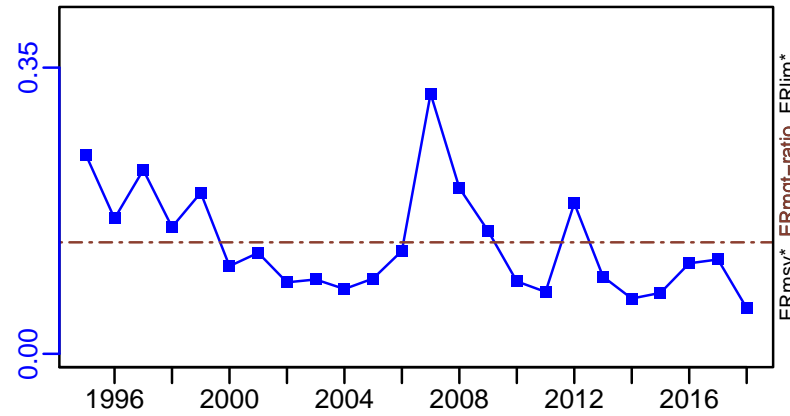
TN *



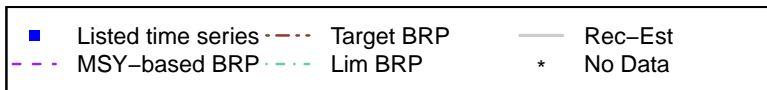

F-relative (1979–2020–ICESIMP2021–2)



ER-ratio (1979–2019–ICESIMP2021)

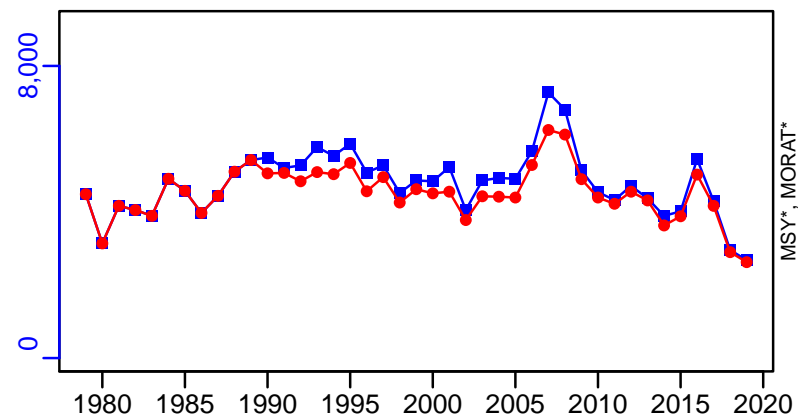


Recruits*




Norway lobster South Minch (FU 12) [NEPHFU12]

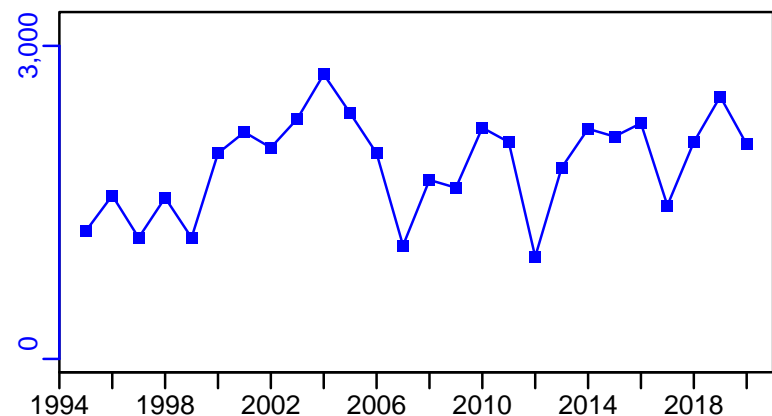
TC-MT, TL-MT, RecC* (1979-2020-ICESIMP2021-2)



TAC*, Cpair*, Cadv*




survB-E00 (1979-2020-ICESIMP2021-2)




CPUE*



EFFORT*



CdivMSY*



■ 1st listed time series ▲ 3rd listed time series — MORAT
● 2nd listed time series - - - MSY * No Data


Norway lobster Firth of Clyde and Sound of Jura (FU 13) [NEPHFU13]

Metadata	
Scientific Name	Nephrops norvegicus
Current Assess ID	WGCSE-NEPHFU13-1981-2020-ICESIMP2021-2
Area	Firth of Clyde and Sound of Jura (FU 13)
Management Authority	International Council for the Exploration of the Sea
Assessor	Working Group on Celtic Seas Ecosystems
Asmts in RAM	2015, 2016, 2019, 2020


Reference Points			
Type	ID	Asmt Year	Value
TBmsy	-	-	-
SSBmsy	-	-	-
Fmsy	-	-	-
ERmsy	ERmsy-ratio	2016	0.151
TBmgt	-	-	-
SSBmgt	-	-	-
Fmgt	Fmgt-relative	2020	0.151
ERmgt	ERmgt-ratio	2019	0.12
TB0	-	-	-
SSB0	-	-	-
MSY	-	-	-
M	-	-	-
TBlim	-	-	-
SSBlim	-	-	-
Flim	-	-	-
ERlim	-	-	-

Time Series					
Type	ID	Asmt Year	Curr Value	Sex	Age
TB	-	-	-	-	-
SSB	-	-	-	-	-
TN	-	-	-	-	-
R	-	-	-	-	-
F	F-relative	2020	0.142	-	-
ER	ER-ratio	2019	0.111	-	-
TC	TC-MT	2020	5430		
TL	TL-MT	2020	4970		
TB/TBmsy	-	-	-		
SSB/SSBmsy	-	-	-		
F/Fmsy	-	-	-		
ER/ERmsy	ER-ratio/ERmsy-ratio	2016	1.166		
TB/TBmgt	-	-	-		
SSB/SSBmgt	-	-	-		
F/Fmgt	-	-	-		
ER/ERmgt	-	-	-		


Kobe MSY*



Kobe MGT*



Spawner Recruit*




Production*




◆ Start Year ◆ End Year * No Data

Norway lobster Firth of Clyde and Sound of Jura (FU 13) [NEPHFU13]


TB*



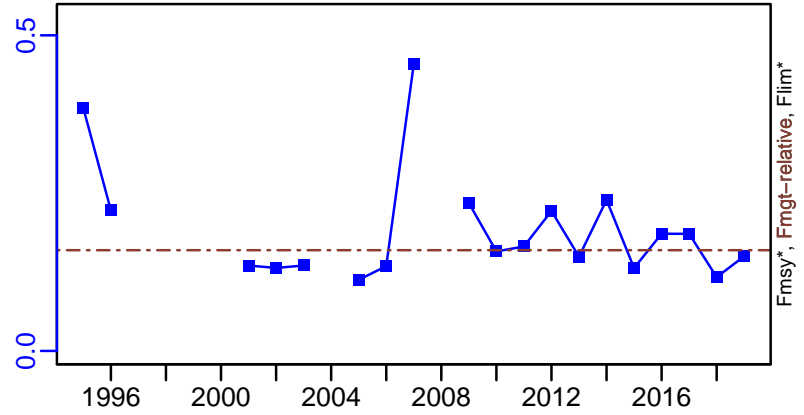
SSB*



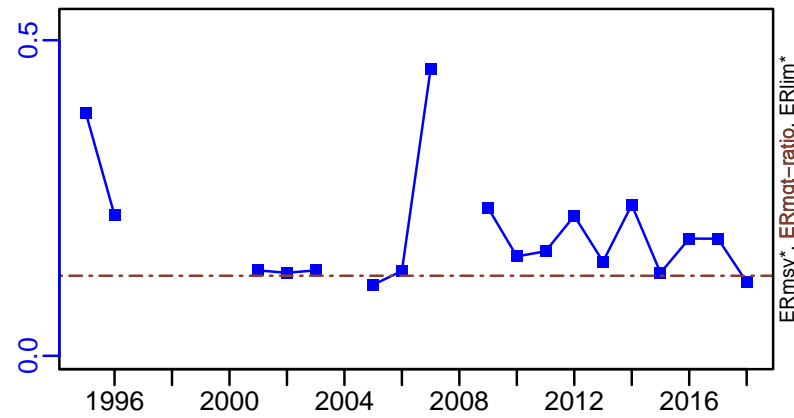
TN *



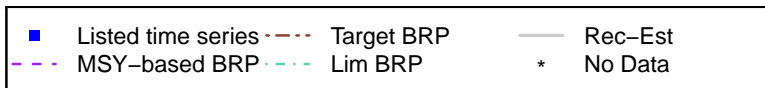
F-relative (1981–2020–ICESIMP2021–2)



ER-ratio (1981–2019–ICESIMP2021)

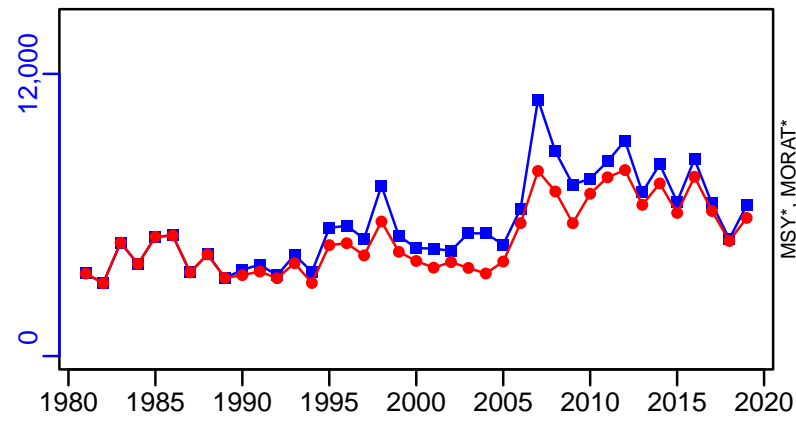


Recruits*




Norway lobster Firth of Clyde and Sound of Jura (FU 13) [NEPHFU13]

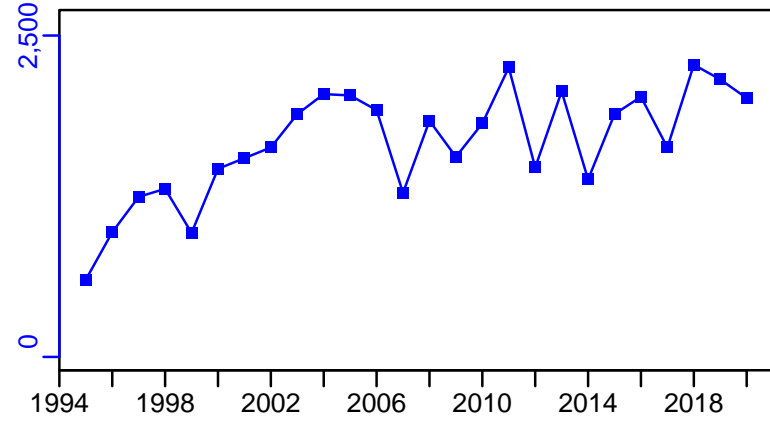
TC-MT, TL-MT, RecC* (1981–2020–ICESIMP2021–2)




TAC*, Cpair*, Cadv*




survB-E00 (1981–2020–ICESIMP2021–2)




CPUE*



EFFORT*



CdivMSY*



■ 1st listed time series ▲ 3rd listed time series — MORAT
● 2nd listed time series - - - MSY * No Data


Norway lobster Irish Sea East (FU 14) [NEPHFU14]

Metadata	
Scientific Name	Nephrops norvegicus
Current Assess ID	WGCSE-NEPHFU14-2000-2020-ICESIMP2021-2
Area	Irish Sea East (FU 14)
Management Authority	International Council for the Exploration of the Sea
Assessor	Working Group on Celtic Seas Ecosystems
Asmts in RAM	2015, 2016, 2019, 2020


Reference Points			
Type	ID	Asmt Year	Value
TBmsy	-	-	-
SSBmsy	-	-	-
Fmsy	Fmsy-1/yr	2015	11
ERmsy	ERmsy-ratio	2016	0.11
TBmgt	-	-	-
SSBmgt	-	-	-
Fmgt	Fmgt-relative	2020	0.11
ERmgt	ERmgt-ratio	2019	0.11
TB0	-	-	-
SSB0	-	-	-
MSY	-	-	-
M	-	-	-
TBlim	-	-	-
SSBlim	-	-	-
Flim	-	-	-
ERlim	-	-	-

Time Series					
Type	ID	Asmt Year	Curr Value	Sex	Age
TB	-	-	-	-	-
SSB	SSB-MT	2015	591	Both	-
TN	-	-	-	-	-
R	-	-	-	-	-
F	F-relative	2020	0.036	-	-
ER	ER-ratio	2019	0.026	-	-
TC	-	-	-		
TL	TL-MT	2020	0.27		
TB/TBmsy	-	-	-		
SSB/SSBmsy	-	-	-		
F/Fmsy	F-1/yr/Fmsy-1/yr	2015	0.681		
ER/ERmsy	ER-ratio/ERmsy-ratio	2016	0.346		
TB/TBmgt	-	-	-		
SSB/SSBmgt	-	-	-		
F/Fmgt	F-1/yr/Fmgt-1/yr	2015	0.681		
ER/ERmgt	-	-	-		


Kobe MSY*



Kobe MGT*



Spawner Recruit*




Production*



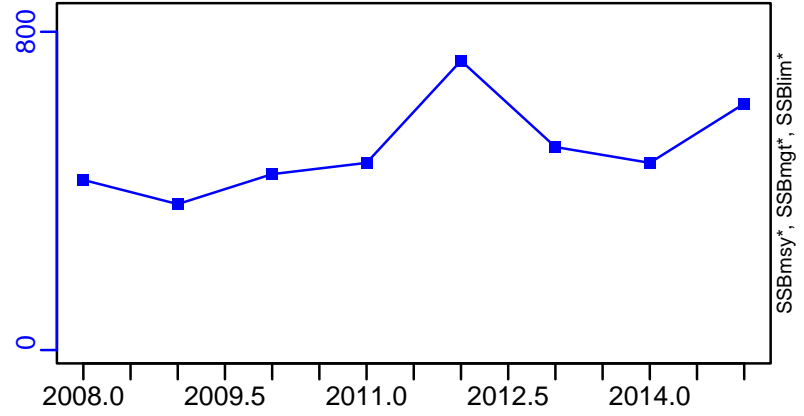
◆ Start Year ◆ End Year * No Data

Norway lobster Irish Sea East (FU 14) [NEPHFU14]


TB*



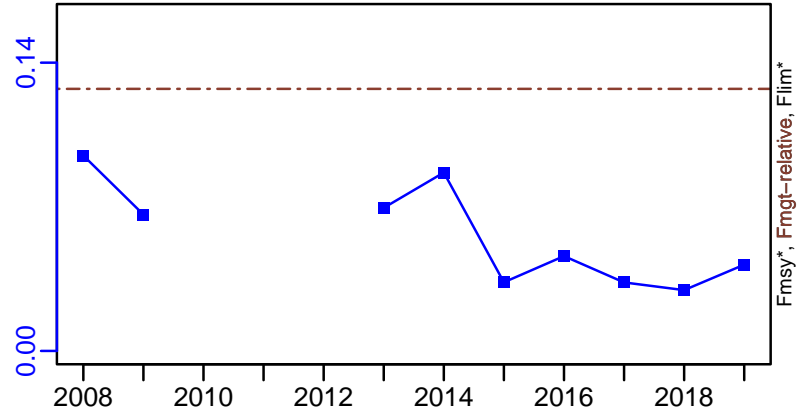
SSB-MT (2000–2015–ICESIMP2016)



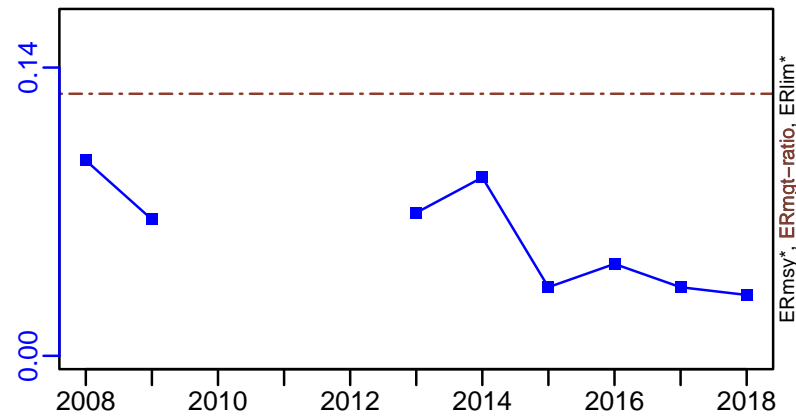
TN *



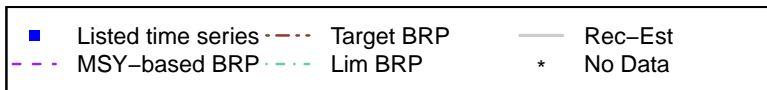
F-relative (2000–2020–ICESIMP2021–2)



ER-ratio (2000–2019–ICESIMP2021)

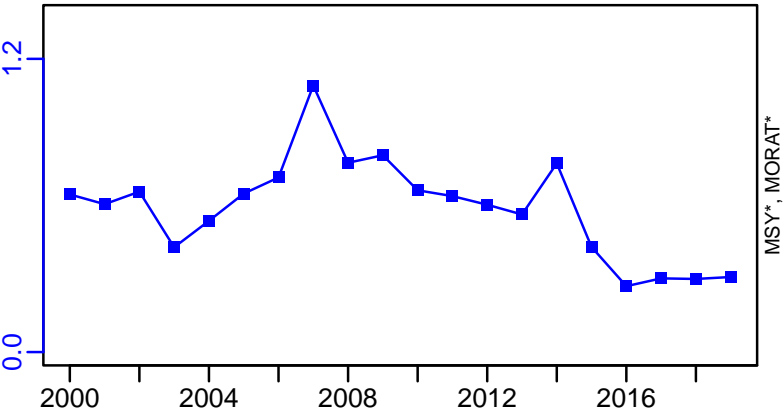


Recruits*




Norway lobster Irish Sea East (FU 14) [NEPHFU14]

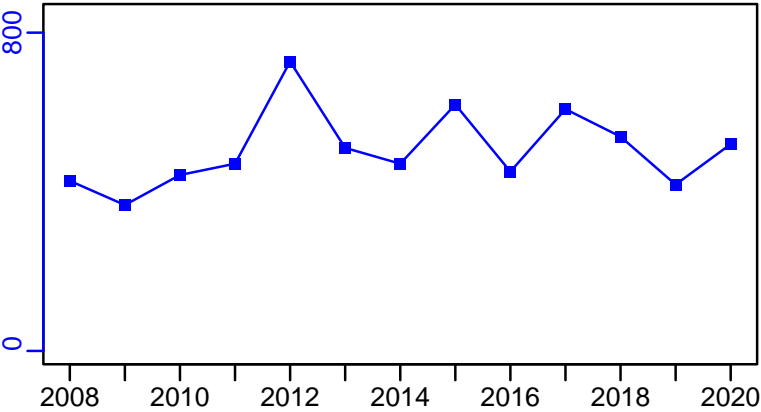
TL-MT, TC*, RecC* (2000-2020-ICESIMP2021-2)




TAC*, Cpair*, Cadv*




survB-E00 (2000-2020-ICESIMP2021-2)




CPUE*



EFFORT*



CdivMSY*




Norway lobster Irish Sea West (FU 15) [NEPHFU15]

Metadata	
Scientific Name	Nephrops norvegicus
Current Assess ID	WGCSE-NEPHFU15-1960-2020-ICESIMP2021-2
Area	Irish Sea West (FU 15)
Management Authority	International Council for the Exploration of the Sea
Assessor	Working Group on Celtic Seas Ecosystems
Asmts in RAM	2015, 2016, 2019, 2020


Reference Points			
Type	ID	Asmt Year	Value
TBmsy	-	-	-
SSBmsy	-	-	-
Fmsy	-	-	-
ERmsy	ERmsy-ratio	2016	18.2
TBmgt	-	-	-
SSBmgt	-	-	-
Fmgt	Fmgt-relative	2020	0.182
ERmgt	ERmgt-ratio	2019	0.182
TB0	-	-	-
SSB0	-	-	-
MSY	-	-	-
M	-	-	-
TBlim	-	-	-
SSBlim	-	-	-
Flim	-	-	-
ERlim	-	-	-

Time Series					
Type	ID	Asmt Year	Curr Value	Sex	Age
TB	-	-	-	-	-
SSB	-	-	-	-	-
TN	-	-	-	-	-
R	-	-	-	-	-
F	F-relative	2020	0.153	-	-
ER	ER-ratio	2019	0.1	-	-
TC	-	-	-		
TL	TL-MT	2020	7590		
TB/TBmsy	-	-	-		
SSB/SSBmsy	-	-	-		
F/Fmsy	-	-	-		
ER/ERmsy	ER-ratio/ERmsy-ratio	2016	0.846		
TB/TBmgt	-	-	-		
SSB/SSBmgt	-	-	-		
F/Fmgt	-	-	-		
ER/ERmgt	-	-	-		


Kobe MSY*



Kobe MGT*



Spawner Recruit*




Production*




◆ Start Year ◆ End Year * No Data

Norway lobster Irish Sea West (FU 15) [NEPHFU15]


TB*



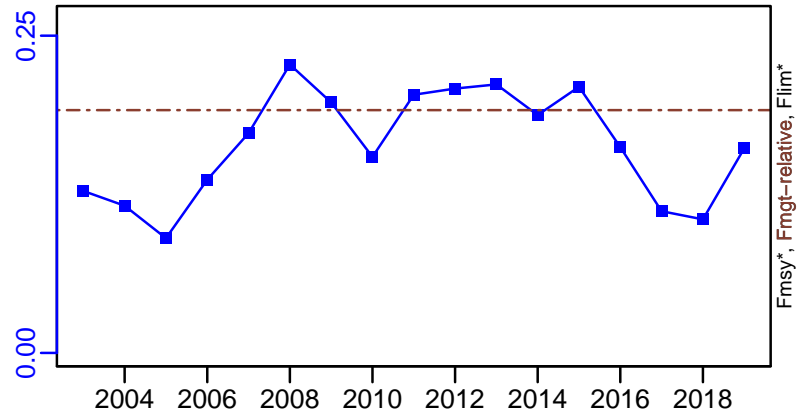
SSB*



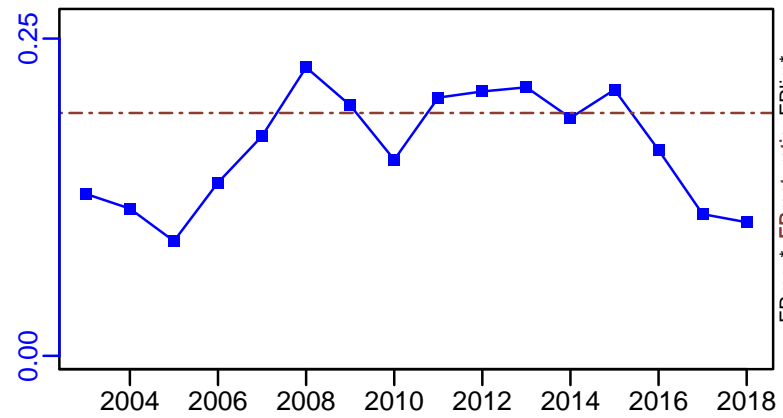
TN *



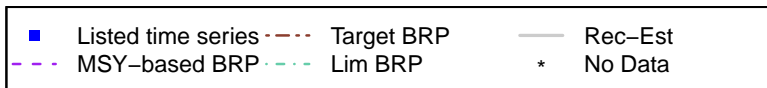

F-relative (1960–2020–ICESIMP2021–2)



ER-ratio (1960–2019–ICESIMP2021)

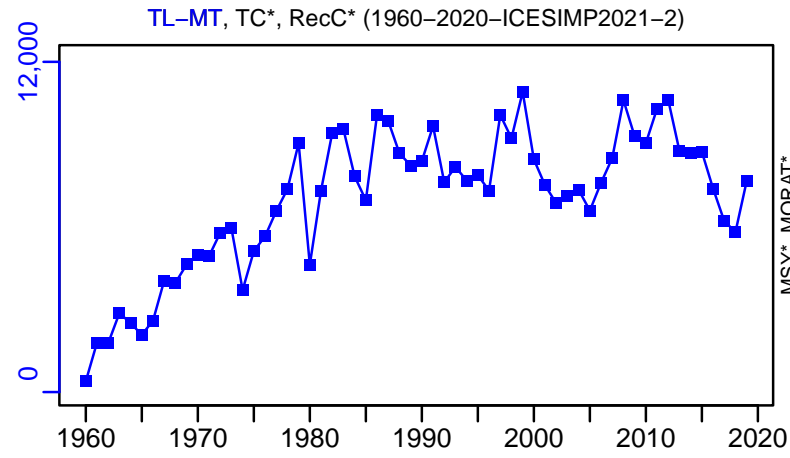


Recruits*




Norway lobster Irish Sea West (FU 15) [NEPHFU15]

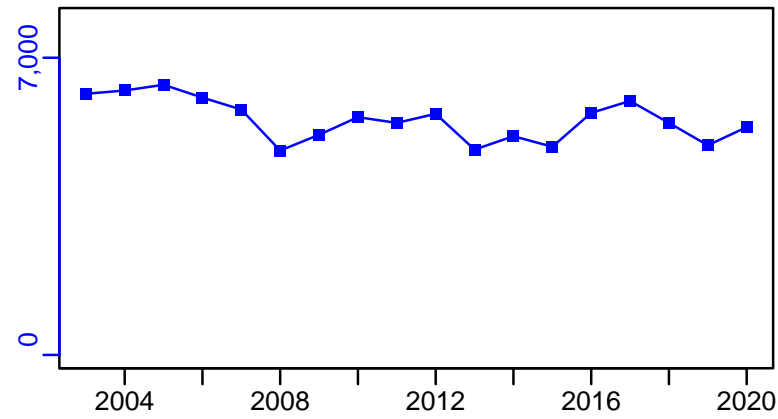
TL-MT, TC*, RecC* (1960-2020-ICESIMP2021-2)




TAC*, Cpair*, Cadv*



survB-index (1960-2020-ICESIMP2021-2)



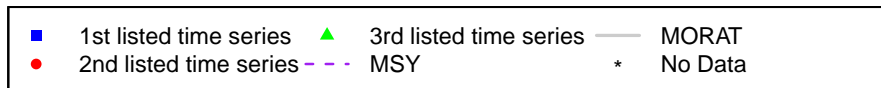
CPUE*



EFFORT*



CdivMSY*




Norway lobster Porcupine Bank (FU 16) [NEPHFU16]

Metadata	
Scientific Name	Nephrops norvegicus
Current Assess ID	WGCSE-NEPHFU16-1979-2020-ICESIMP2021-2
Area	Porcupine Bank (FU 16)
Management Authority	International Council for the Exploration of the Sea
Assessor	Working Group on Celtic Seas Ecosystems
Asmts in RAM	2016, 2019, 2020, 2015, 2016


Reference Points			
Type	ID	Asmt Year	Value
TBmsy	-	-	-
SSBmsy	-	-	-
Fmsy	Fmsy-1/yr	2016	6.2
ERmsy	ERmsy-ratio	2016	0.062
TBmgt	-	-	-
SSBmgt	-	-	-
Fmgt	Fmgt-relative	2020	0.062
ERmgt	ERmgt-ratio	2019	0.062
TB0	-	-	-
SSB0	-	-	-
MSY	-	-	-
M	-	-	-
TBlim	-	-	-
SSBlim	-	-	-
Flim	-	-	-
ERlim	-	-	-

Time Series					
Type	ID	Asmt Year	Curr Value	Sex	Age
TB	-	-	-	-	-
SSB	SSB-MT	2016	958	Both	-
TN	-	-	-	-	-
R	-	-	-	-	-
F	F-relative	2020	0.042	-	-
ER	ER-ratio	2019	0.059	-	-
TC	-	-	-		
TL	TL-MT	2020	2250		
TB/TBmsy	-	-	-		
SSB/SSBmsy	-	-	-		
F/Fmsy	F-1/yr/Fmsy-1/yr	2016	0.532		
ER/ERmsy	ER-ratio/ERmsy-ratio	2016	0.902		
TB/TBmgt	-	-	-		
SSB/SSBmgt	-	-	-		
F/Fmgt	F-1/yr/Fmgt-1/yr	2016	0.532		
ER/ERmgt	-	-	-		


Kobe MSY*



Kobe MGT*



Spawner Recruit*




Production*



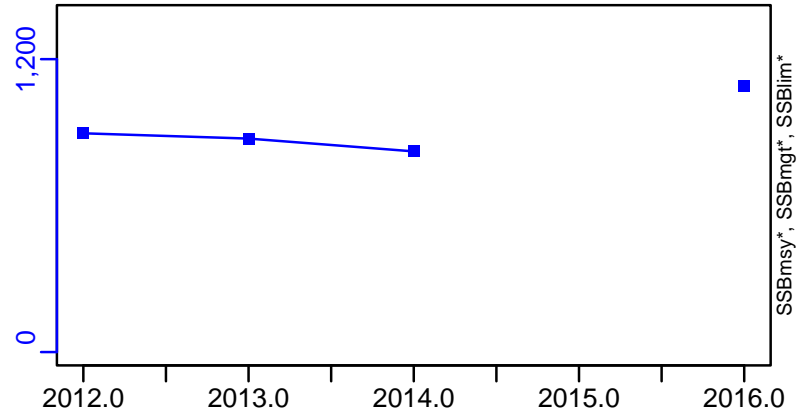
◆ Start Year ◆ End Year * No Data

Norway lobster Porcupine Bank (FU 16) [NEPHFU16]


TB*



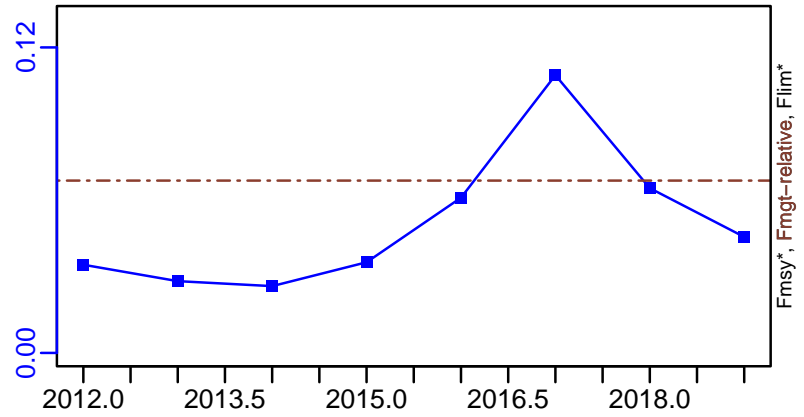
SSB-MT (1986–2016–ICESIMP2018)



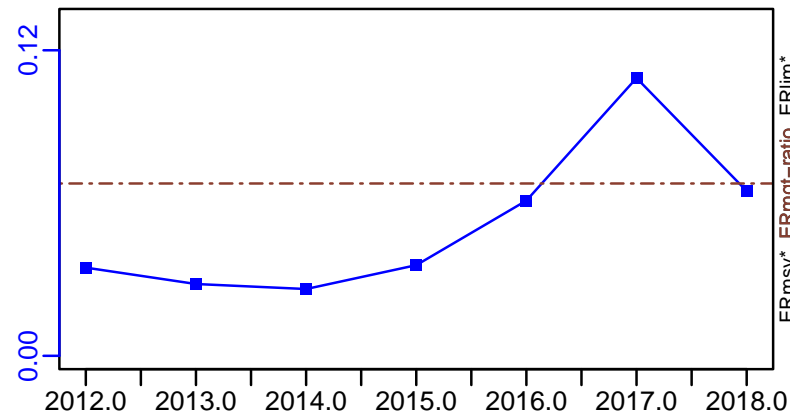
TN *



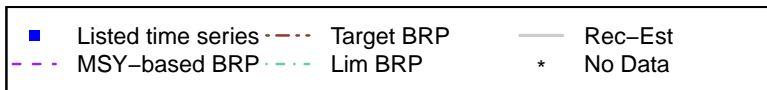
F-relative (1979–2020–ICESIMP2021–2)



ER-ratio (1979–2019–ICESIMP2021)

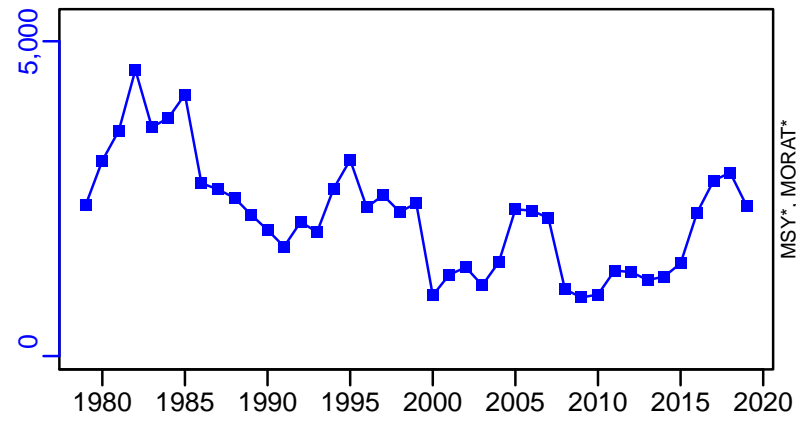


Recruits*




Norway lobster Porcupine Bank (FU 16) [NEPHFU16]

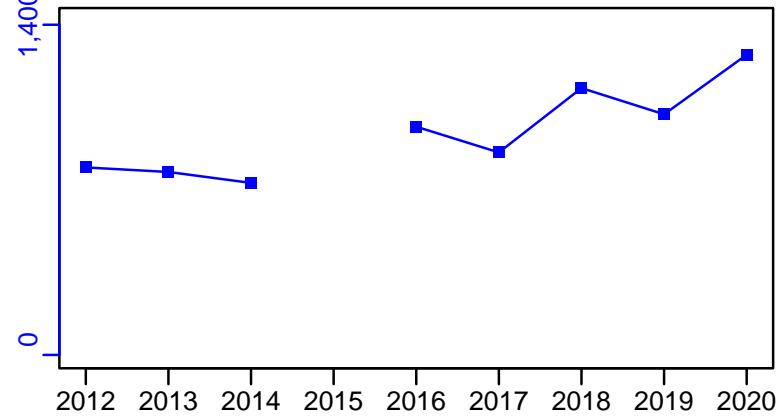
TL-MT, TC*, RecC* (1979-2020-ICESIMP2021-2)




TAC*, Cpair*, Cadv*



survB-E00 (1979-2020-ICESIMP2021-2)



CPUE*



EFFORT*



CdivMSY*



■ 1st listed time series ▲ 3rd listed time series — MORAT
● 2nd listed time series - - MSY * No Data


Norway lobster Aran Grounds (FU 17) [NEPHFU17]

Metadata	
Scientific Name	Nephrops norvegicus
Current Assess ID	WGCSE-NEPHFU17-1974-2020-ICESIMP2021-2
Area	Aran Grounds (FU 17)
Management Authority	International Council for the Exploration of the Sea
Assessor	Working Group on Celtic Seas Ecosystems
Asmts in RAM	2015, 2016, 2019, 2020, 2016


Reference Points			
Type	ID	Asmt Year	Value
TBmsy	-	-	-
SSBmsy	-	-	-
Fmsy	Fmsy-1/yr	2016	8.5
ERmsy	ERmsy-ratio	2016	0.085
TBmgt	-	-	-
SSBmgt	-	-	-
Fmgt	Fmgt-relative	2020	0.085
ERmgt	ERmgt-ratio	2019	0.085
TB0	-	-	-
SSB0	-	-	-
MSY	-	-	-
M	-	-	-
TBlim	-	-	-
SSBlim	-	-	-
Flim	-	-	-
ERlim	-	-	-

Time Series					
Type	ID	Asmt Year	Curr Value	Sex	Age
TB	-	-	-	-	-
SSB	SSB-MT	2016	379	Both	-
TN	-	-	-	-	-
R	-	-	-	-	-
F	F-relative	2020	0.019	-	-
ER	ER-ratio	2019	0.054	-	-
TC	-	-	-		
TL	TL-MT	2020	167		
TB/TBmsy	-	-	-		
SSB/SSBmsy	-	-	-		
F/Fmsy	F-1/yr/Fmsy-1/yr	2016	0.4		
ER/ERmsy	ER-ratio/ERmsy-ratio	2016	1.086		
TB/TBmgt	-	-	-		
SSB/SSBmgt	-	-	-		
F/Fmgt	F-1/yr/Fmgt-1/yr	2016	0.4		
ER/ERmgt	-	-	-		


Kobe MSY*



Kobe MGT*



Spawner Recruit*




Production*



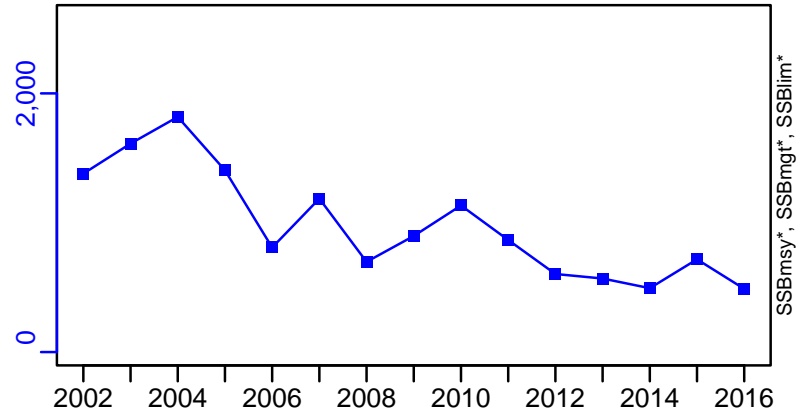
◆ Start Year ◆ End Year * No Data

Norway lobster Aran Grounds (FU 17) [NEPHFU17]


TB*



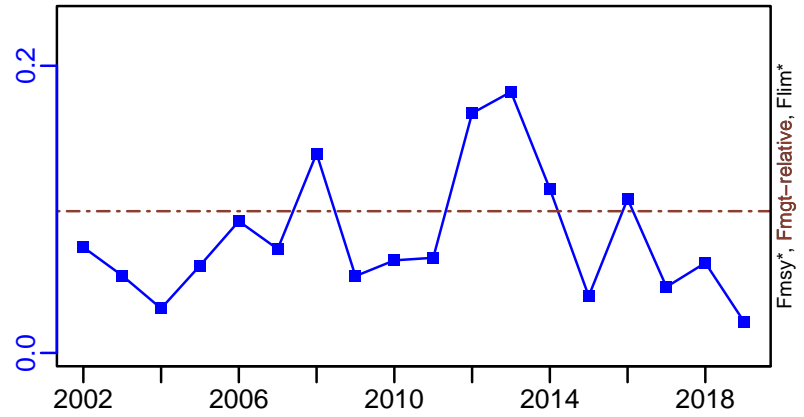
SSB-MT (1974–2016–ICESIMP2018)



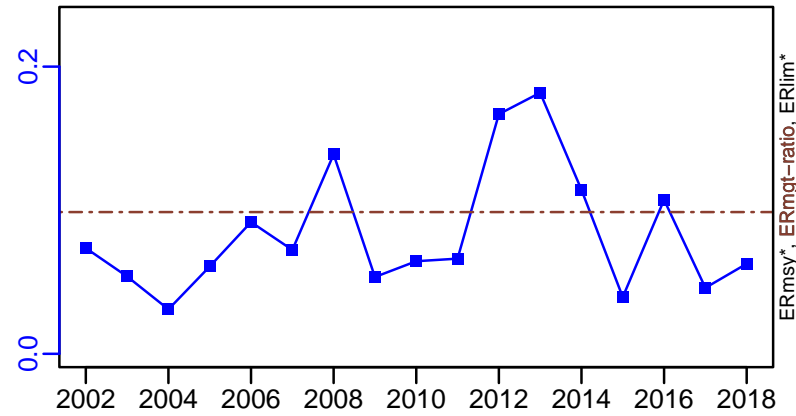
TN *



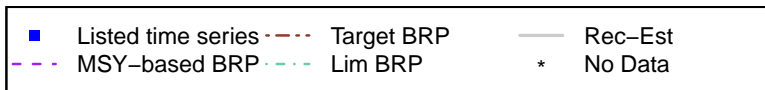
F-relative (1974–2020–ICESIMP2021–2)



ER-ratio (1974–2019–ICESIMP2021)

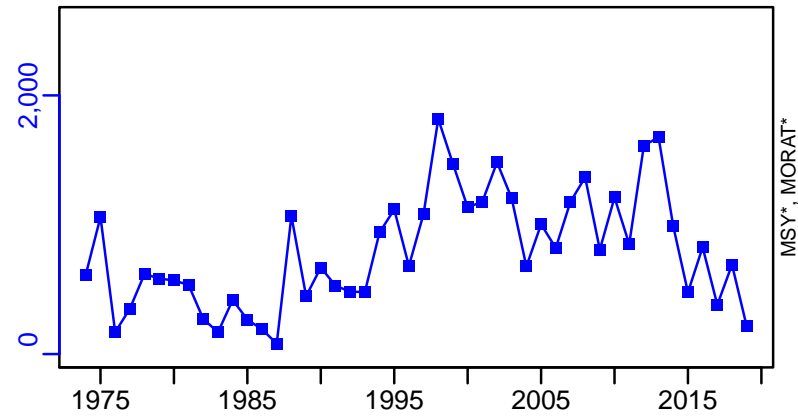


Recruits*




Norway lobster Aran Grounds (FU 17) [NEPHFU17]

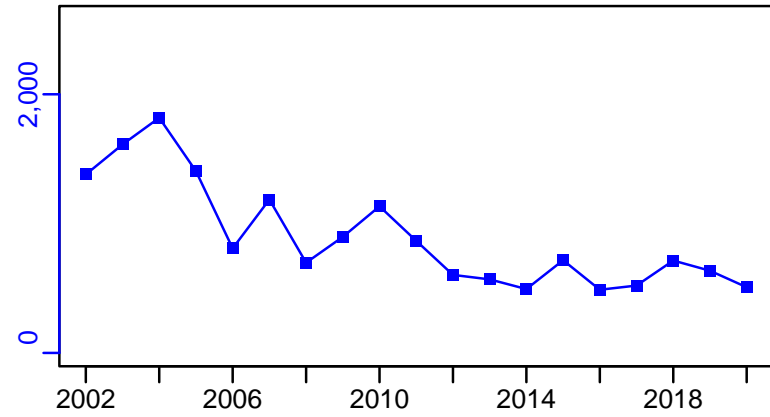
TL-MT, TC*, RecC* (1974–2020–ICESIMP2021–2)




TAC*, Cpair*, Cadv*




survB-E00 (1974–2020–ICESIMP2021–2)




CPUE*



EFFORT*



CdivMSY*



■ 1st listed time series ▲ 3rd listed time series — MORAT
● 2nd listed time series - - MSY * No Data


Norway lobster South East and West of IRL (FU 19) [NEPHFU19]

Metadata	
Scientific Name	Nephrops norvegicus
Current Assess ID	WGCSE-NEPHFU19-1989-2020-ICESIMP2021-2
Area	South East and West of IRL (FU 19)
Management Authority	International Council for the Exploration of the Sea
Assessor	Working Group on Celtic Seas Ecosystems
Asmts in RAM	2019, 2020, 2015, 2016


Reference Points			
Type	ID	Asmt Year	Value
TBmsy	-	-	-
SSBmsy	-	-	-
Fmsy	-	-	-
ERmsy	ERmsy-ratio	2016	0.093
TBmgt	-	-	-
SSBmgt	-	-	-
Fmgt	Fmgt-relative	2020	0.069
ERmgt	ERmgt-ratio	2019	0.093
TB0	-	-	-
SSB0	-	-	-
MSY	-	-	-
M	-	-	-
TBlim	-	-	-
SSBlim	-	-	-
Flim	-	-	-
ERlim	-	-	-

Time Series					
Type	ID	Asmt Year	Curr Value	Sex	Age
TB	-	-	-	-	-
SSB	-	-	-	-	-
TN	-	-	-	-	-
R	-	-	-	-	-
F	F-relative	2020	0.033	-	-
ER	ER-ratio	2019	0.062	-	-
TC	-	-	-		
TL	TL-MT	2020	249		
TB/TBmsy	-	-	-		
SSB/SSBmsy	-	-	-		
F/Fmsy	-	-	-		
ER/ERmsy	ER-ratio/ERmsy-ratio	2016	0.808		
TB/TBmgt	-	-	-		
SSB/SSBmgt	-	-	-		
F/Fmgt	-	-	-		
ER/ERmgt	-	-	-		


Kobe MSY*



Kobe MGT*



Spawner Recruit*




Production*




◆ Start Year ◆ End Year * No Data

Norway lobster South East and West of IRL (FU 19) [NEPHFU19]


TB*



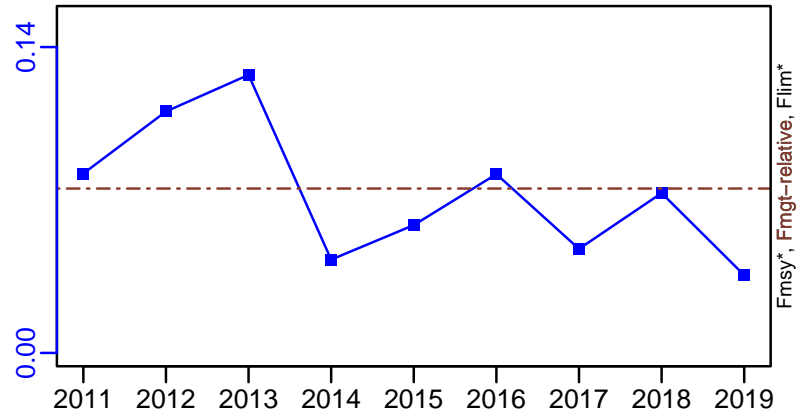
SSB*



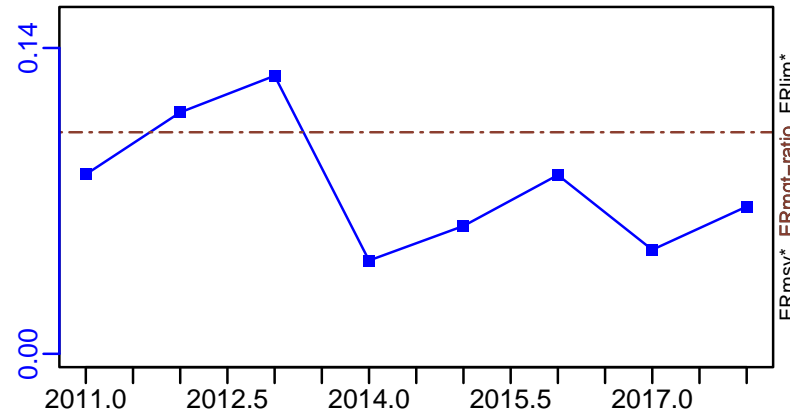
TN *



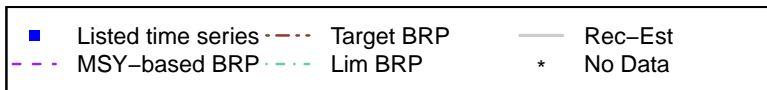
F-relative (1989–2020–ICESIMP2021–2)



ER-ratio (1989–2019–ICESIMP2021)

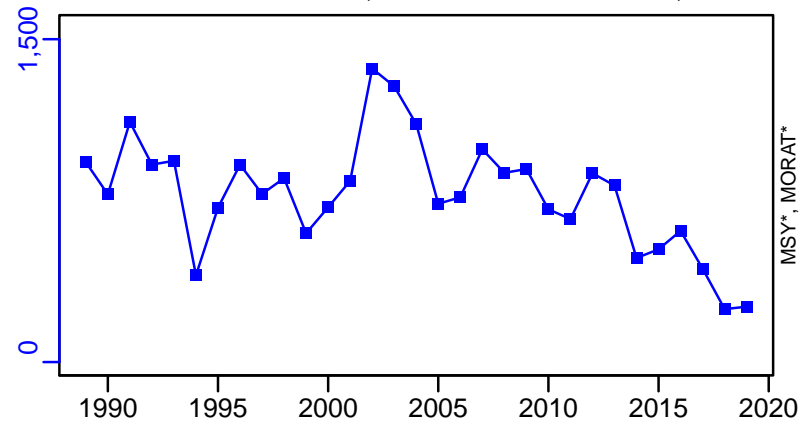


Recruits*




Norway lobster South East and West of IRL (FU 19) [NEPHFU19]

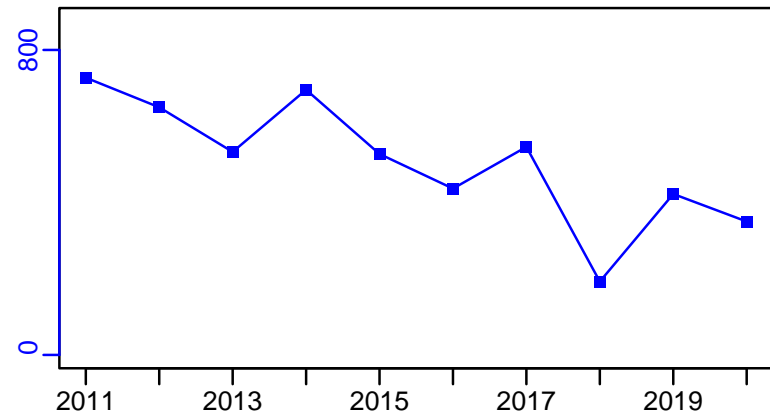
TL-MT, TC*, RecC* (1989-2020-ICESIMP2021-2)




TAC*, Cpair*, Cadv*



survB-E00 (1989-2020-ICESIMP2021-2)



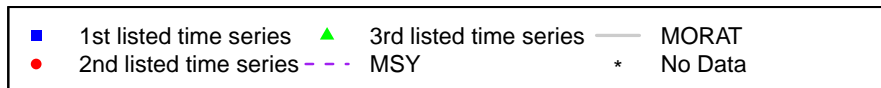
CPUE*



EFFORT*



CdivMSY*




Norway lobster Labadie, Jones and Cockburn (FU 20-21) [NEPHFU2021]

Metadata	
Scientific Name	Nephrops norvegicus
Current Assess ID	WGCSE-NEPHFU2021-1995-2020-ICESIMP2021-2
Area	Labadie, Jones and Cockburn (FU 20-21)
Management Authority	International Council for the Exploration of the Sea
Assessor	Working Group on Celtic Seas Ecosystems
Asmts in RAM	2015, 2016, 2019, 2020


Reference Points			
Type	ID	Asmt Year	Value
TBmsy	-	-	-
SSBmsy	-	-	-
Fmsy	-	-	-
ERmsy	ERmsy-ratio	2016	0.06
TBmgt	-	-	-
SSBmgt	-	-	-
Fmgt	Fmgt-relative	2020	0.06
ERmgt	ERmgt-ratio	2019	0.06
TB0	-	-	-
SSB0	-	-	-
MSY	-	-	-
M	-	-	-
TBlim	-	-	-
SSBlim	-	-	-
Flim	-	-	-
ERlim	-	-	-

Time Series					
Type	ID	Asmt Year	Curr Value	Sex	Age
TB	-	-	-	-	-
SSB	-	-	-	-	-
TN	-	-	-	-	-
R	-	-	-	-	-
F	F-relative	2020	0.212	-	-
ER	ER-ratio	2019	0.03	-	-
TC	-	-	-		
TL	TL-MT	2020	3000		
TB/TBmsy	-	-	-		
SSB/SSBmsy	-	-	-		
F/Fmsy	-	-	-		
ER/ERmsy	ER-ratio/ERmsy-ratio	2016	0.783		
TB/TBmgt	-	-	-		
SSB/SSBmgt	-	-	-		
F/Fmgt	-	-	-		
ER/ERmgt	-	-	-		

Kobe MSY*



Kobe MGT*



Spawner Recruit*




Production*




◆ Start Year ◆ End Year * No Data

Norway lobster Labadie, Jones and Cockburn (FU 20–21) [NEPHFU2021]

TB*



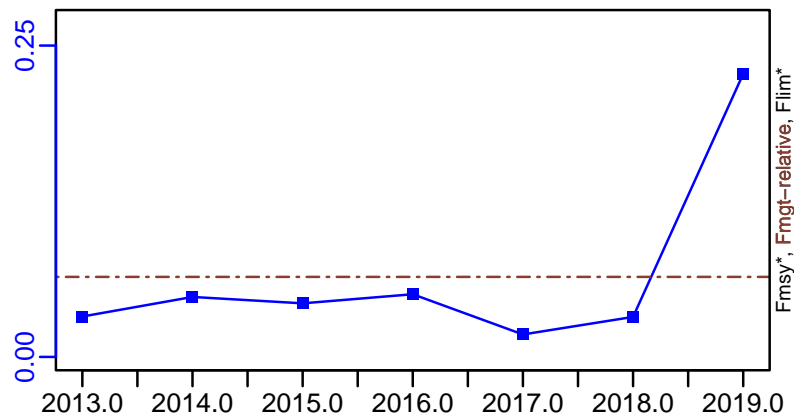
SSB*



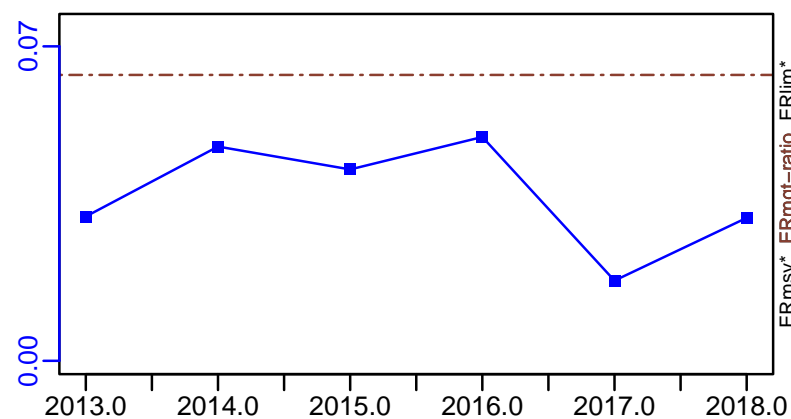
TN *



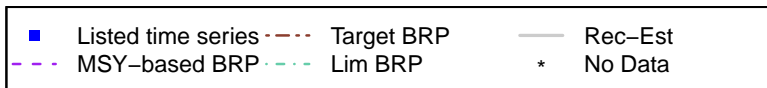

F-relative (1995–2020–ICESIMP2021–2)



ER-ratio (1995–2019–ICESIMP2021)

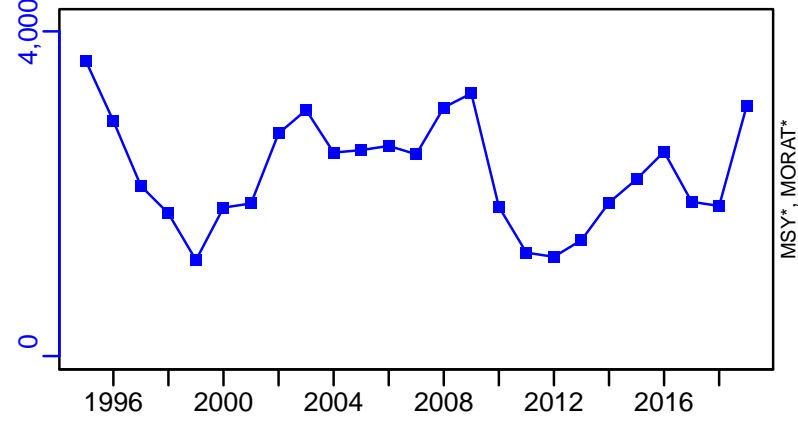


Recruits*




Norway lobster Labadie, Jones and Cockburn (FU 20–21) [NEPHFU2021]

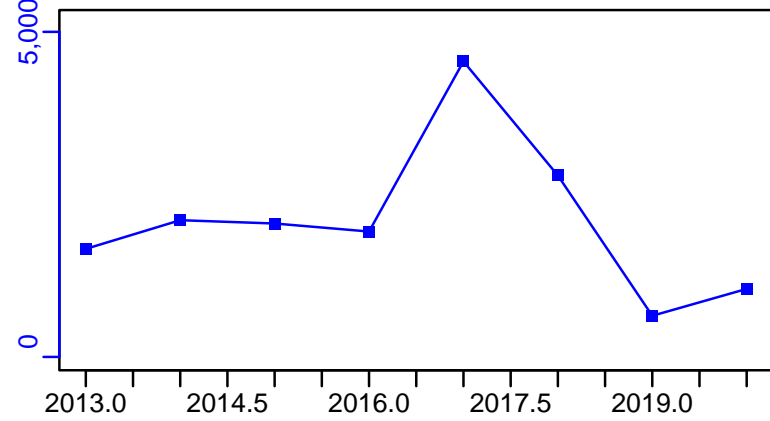
TL–MT, TC*, RecC* (1995–2020–ICESIMP2021–2)




TAC*, Cpair*, Cadv*



survB–E00 (1995–2020–ICESIMP2021–2)



CPUE*



EFFORT*



CdivMSY*



■ 1st listed time series ▲ 3rd listed time series — MORAT
● 2nd listed time series - - - MSY * No Data


Norway lobster Smalls (FU 22) [NEPHFU22]

Metadata	
Scientific Name	Nephrops norvegicus
Current Assess ID	WGCSE-NEPHFU22-1999-2020-ICESIMP2021-2
Area	Smalls (FU 22)
Management Authority	International Council for the Exploration of the Sea
Assessor	Working Group on Celtic Seas Ecosystems
Asmts in RAM	2015, 2016, 2019, 2020


Reference Points			
Type	ID	Asmt Year	Value
TBmsy	-	-	-
SSBmsy	-	-	-
Fmsy	-	-	-
ERmsy	ERmsy-ratio	2016	0.128
TBmgt	-	-	-
SSBmgt	-	-	-
Fmgt	Fmgt-relative	2020	0.128
ERmgt	ERmgt-ratio	2019	0.128
TB0	-	-	-
SSB0	-	-	-
MSY	-	-	-
M	-	-	-
TBlim	-	-	-
SSBlim	-	-	-
Flim	-	-	-
ERlim	-	-	-

Time Series					
Type	ID	Asmt Year	Curr Value	Sex	Age
TB	-	-	-	-	-
SSB	-	-	-	-	-
TN	-	-	-	-	-
R	-	-	-	-	-
F	F-relative	2020	0.085	-	-
ER	ER-ratio	2019	0.138	-	-
TC	-	-	-		
TL	TL-MT	2020	2080		
TB/TBmsy	-	-	-		
SSB/SSBmsy	-	-	-		
F/Fmsy	-	-	-		
ER/ERmsy	ER-ratio/ERmsy-ratio	2016	1.781		
TB/TBmgt	-	-	-		
SSB/SSBmgt	-	-	-		
F/Fmgt	-	-	-		
ER/ERmgt	-	-	-		


Kobe MSY*



Kobe MGT*



Spawner Recruit*




Production*




◆ Start Year ◆ End Year * No Data

Norway lobster Smalls (FU 22) [NEPHFU22]


TB*



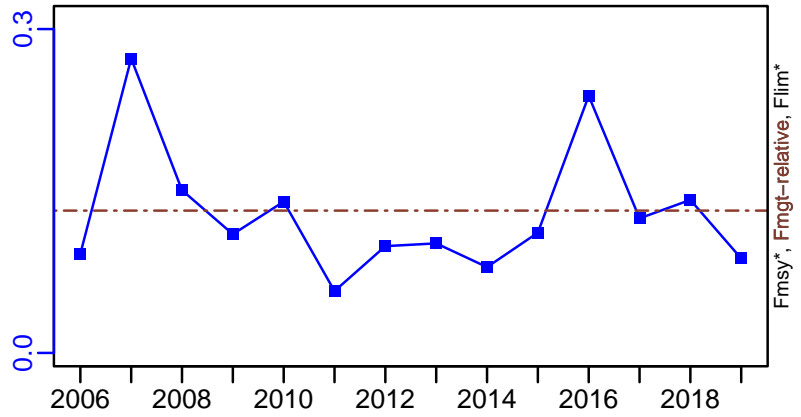
SSB*



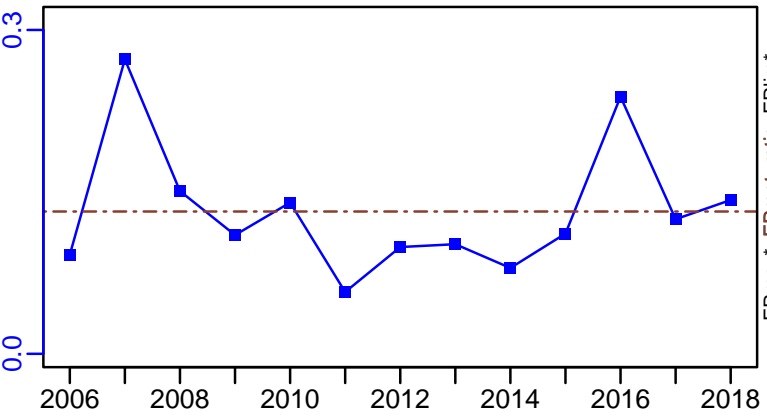
TN *



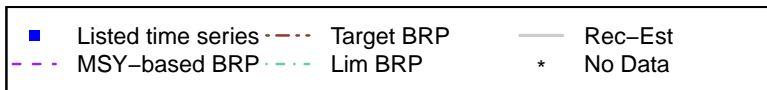
F-relative (1999–2020–ICESIMP2021–2)



ER-ratio (1999–2019–ICESIMP2021)

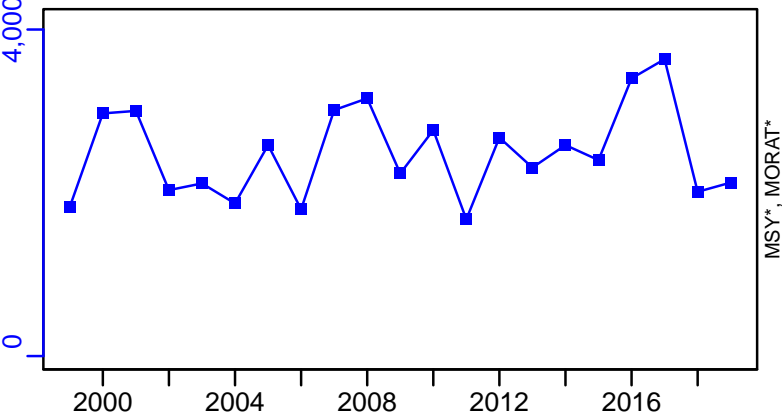


Recruits*




Norway lobster Smalls (FU 22) [NEPHFU22]

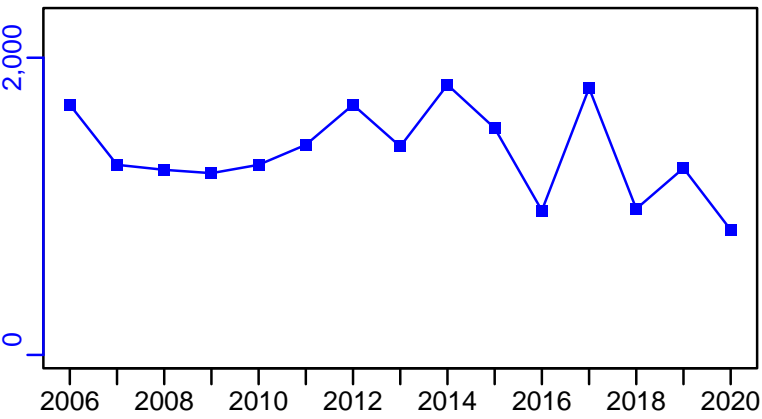
TL-MT, TC*, RecC* (1999-2020-ICESIMP2021-2)




TAC*, Cpair*, Cadv*



survB-E00 (1999-2020-ICESIMP2021-2)



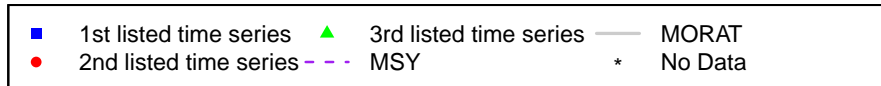
CPUE*



EFFORT*



CdivMSY*



Norway lobster North Galicia (FU 25) [NEPHFU25]

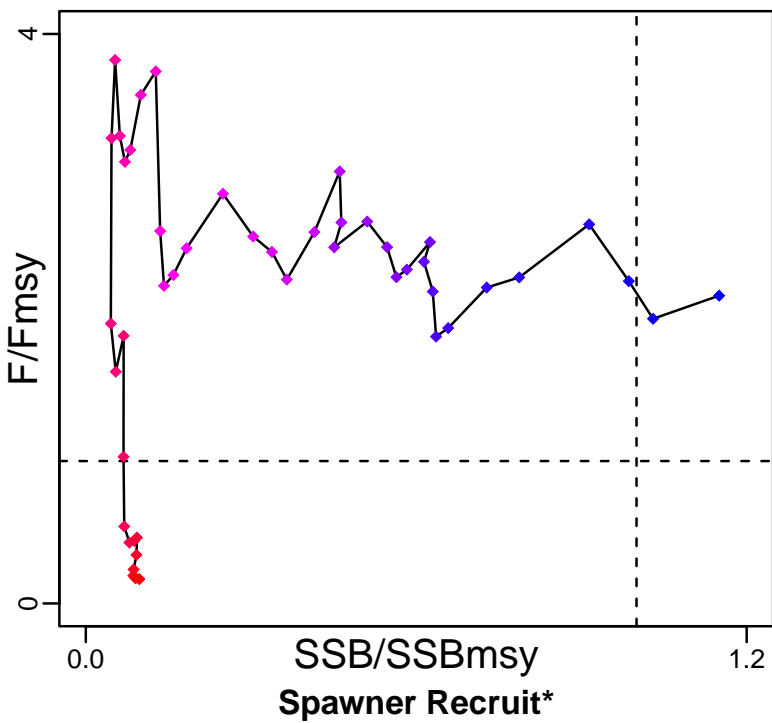
Metadata	
Scientific Name	Nephrops norvegicus
Current Assess ID	WGBIE-NEPHFU25-1975-2021-ICESIMP2021-2
Area	North Galicia (FU 25)
Management Authority	International Council for the Exploration of the Sea
Assessor	Working Group for the Bay of Biscay and the Iberian Waters Ecoregion
Asmts in RAM	2016, 2018, 2021

Reference Points			
Type	ID	Asmt Year	Value
TBmsy	-	-	-
SSBmsy	-	-	-
Fmsy	-	-	-
ERmsy	-	-	-
TBmgt	-	-	-
SSBmgt	-	-	-
Fmgt	-	-	-
ERmgt	-	-	-
TB0	-	-	-
SSB0	-	-	-
MSY	-	-	-
M	-	-	-
TBlim	-	-	-
SSBlim	-	-	-
Flim	-	-	-
ERlim	-	-	-

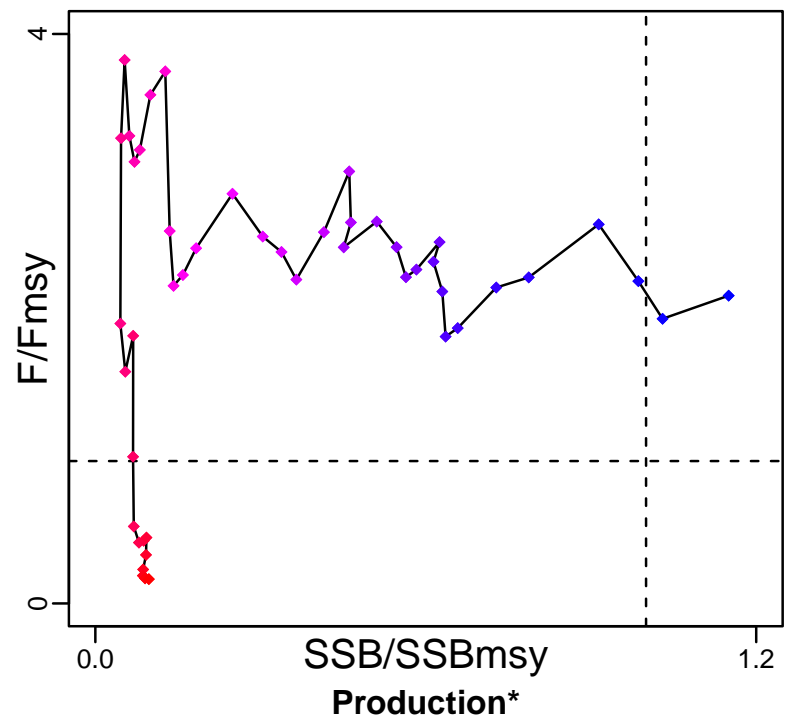
Time Series					
Type	ID	Asmt Year	Curr Value	Sex	Age
TB	-	-	-	-	-
SSB	-	-	-	-	-
TN	-	-	-	-	-
R	-	-	-	-	-
F	-	-	-	-	-
ER	-	-	-	-	-
TC	TC-MT	2021	2.97		
TL	TL-MT	2021	2		
TB/TBmsy	-	-	-		
SSB/SSBmsy	SSBdivSSBmsy-dimensionless	2021	0.097		
F/Fmsy	FdivFmsy-dimensionless	2021	0.171		
ER/ERmsy	-	-	-		
TB/TBmgt	-	-	-		
SSB/SSBmgt	-	-	-		
F/Fmgt	-	-	-		
ER/ERmgt	-	-	-		

Norway lobster North Galicia (FU 25) [NEPHFU25]

Kobe MSY_{pref} (1975–2021–ICESIMP2021–2)




Kobe MGT_{pref} (1975–2021–ICESIMP2021–2)




◆ Start Year ◆ End Year * No Data


TB*




SSB*




TN *



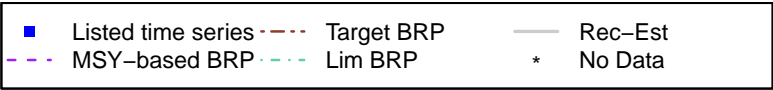

F*



ER*

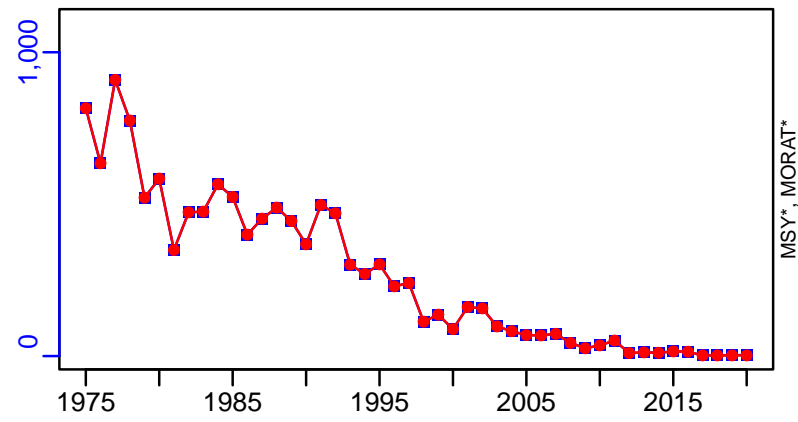


Recruits*




Norway lobster North Galicia (FU 25) [NEPHFU25]

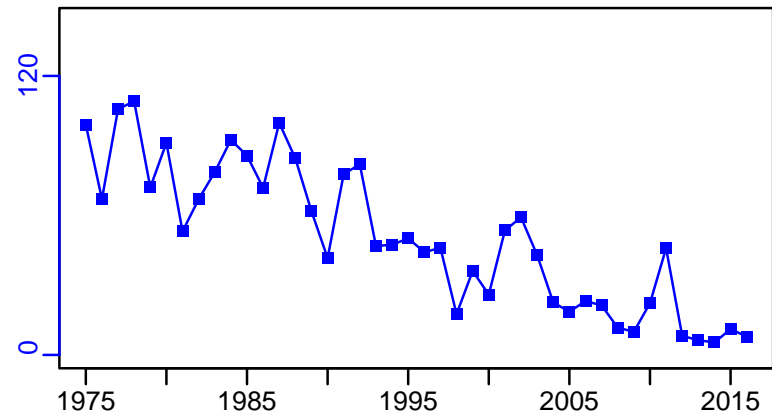
TC-MT, TL-MT, RecC* (1975–2021–ICESIMP2021–2)




TAC*, Cpair*, Cadv*



survB-index (1975–2018–ICESIMP2021)



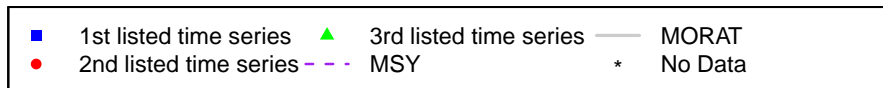
CPUE*



EFFORT*



CdivMSY*



Norway lobster West Galicia and North Portugal (FU 26-27) [NEPHFU2627]

Metadata	
Scientific Name	Nephrops norvegicus
Current Assess ID	WGBIE-NEPHFU2627-1975-2021-ICESIMP2021-2
Area	West Galicia and North Portugal (FU 26-27)
Management Authority	International Council for the Exploration of the Sea
Assessor	Working Group for the Bay of Biscay and the Iberian Waters Ecoregion
Asmts in RAM	2016, 2018, 2021

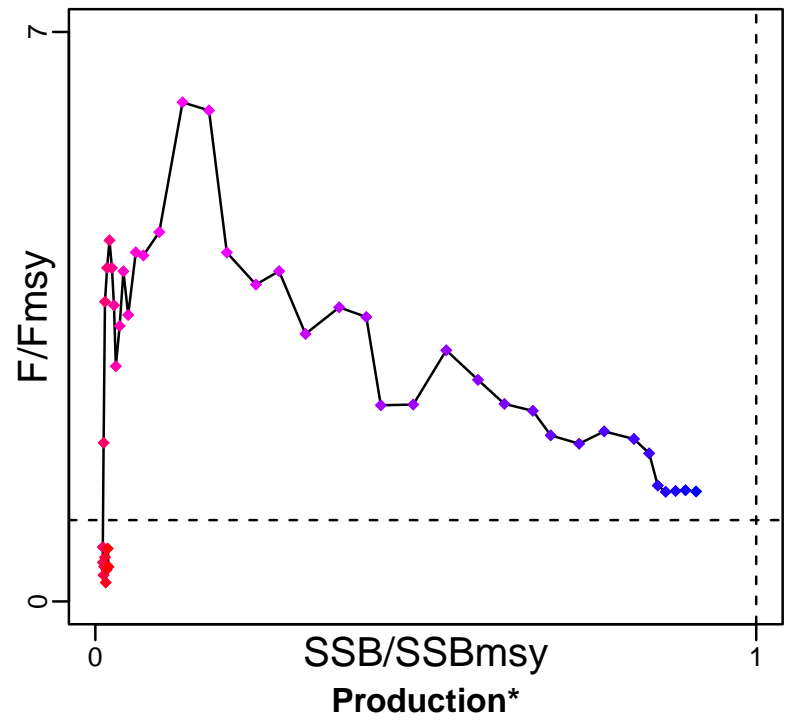
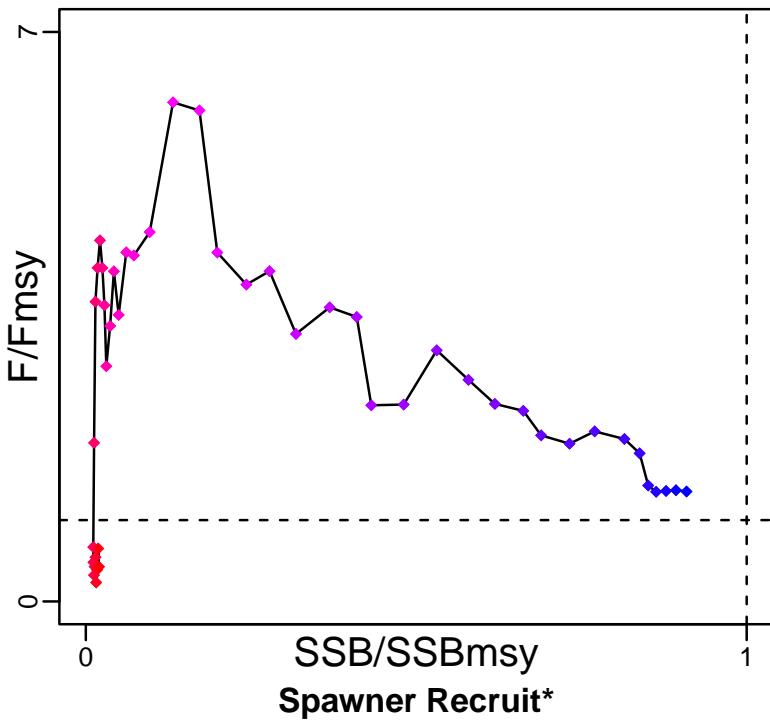
Reference Points			
Type	ID	Asmt Year	Value
TBmsy	-	-	-
SSBmsy	-	-	-
Fmsy	-	-	-
ERmsy	-	-	-
TBmgt	-	-	-
SSBmgt	-	-	-
Fmgt	-	-	-
ERmgt	-	-	-
TB0	-	-	-
SSB0	-	-	-
MSY	-	-	-
M	-	-	-
TBlim	-	-	-
SSBlim	-	-	-
Flim	-	-	-
ERlim	-	-	-

Time Series					
Type	ID	Asmt Year	Curr Value	Sex	Age
TB	-	-	-	-	-
SSB	-	-	-	-	-
TN	-	-	-	-	-
R	-	-	-	-	-
F	F-1/yr	2018	0.051	-	-
ER	-	-	-	-	-
TC	TC-MT	2021	4.89		
TL	TL-MT	2018	2.01		
TB/TBmsy	-	-	-		
SSB/SSBmsy	SSBdivSSBmsy-dimensionless	2021	0.021		
F/Fmsy	FdivFmsy-dimensionless	2021	0.426		
ER/ERmsy	-	-	-		
TB/TBmgt	-	-	-		
SSB/SSBmgt	-	-	-		
F/Fmgt	-	-	-		
ER/ERmgt	-	-	-		

Norway lobster West Galicia and North Portugal (FU 26–27) [NEPHFU2627]

Kobe MSYpref (1975–2021–ICESIMP2021–2)


Kobe MGTpref (1975–2021–ICESIMP2021–2)




◆ Start Year ◆ End Year * No Data

Norway lobster West Galicia and North Portugal (FU 26–27) [NEPHFU2627]

TB*



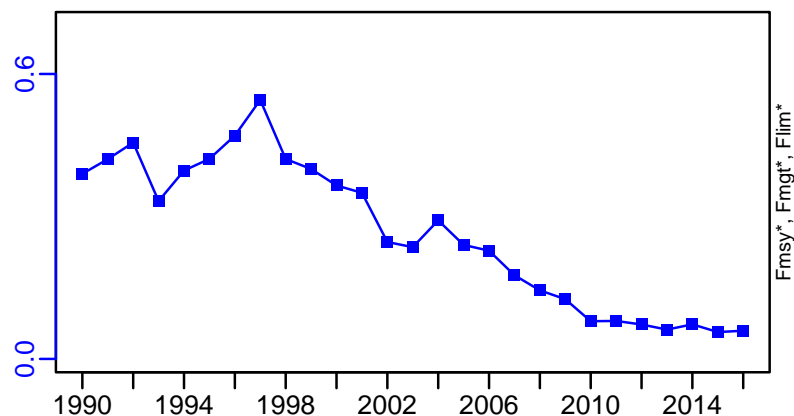
SSB*



TN *



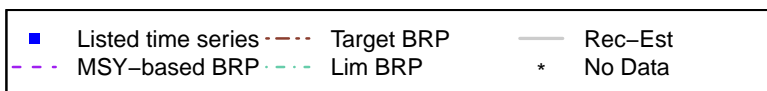
F-1/yr (1975–2018–ICESIMP2021)



ER*

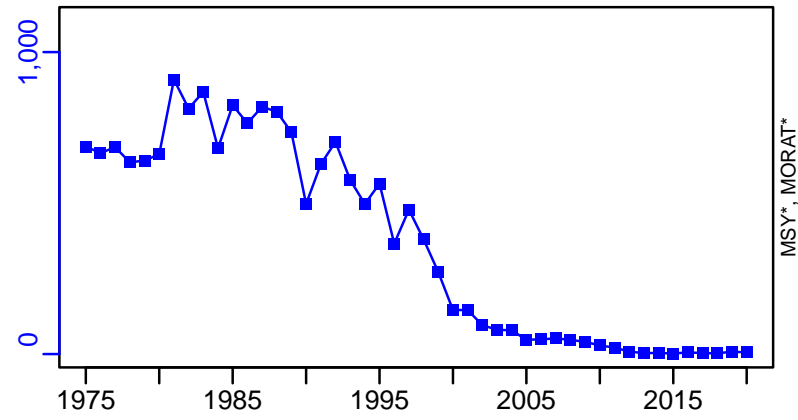


Recruits*




Norway lobster West Galicia and North Portugal (FU 26–27) [NEPHFU2627]

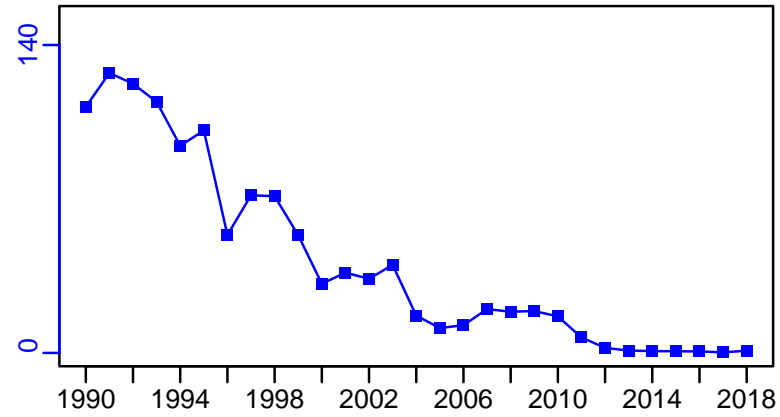
TC–MT, TL*, RecC* (1975–2021–ICESIMP2021–2)




TAC*, Cpair*, Cadv*




survB–index (1975–2018–ICESIMP2021)




CPUE*



EFFORT*



CdivMSY*



■ 1st listed time series ▲ 3rd listed time series — MORAT
● 2nd listed time series - - - MSY * No Data


Norway lobster South-West and South Portugal (FU 28-29) [NEPHFU2829]

Metadata	
Scientific Name	Nephrops norvegicus
Current Assess ID	WGBIE-NEPHFU2829-1984-2018-ICESIMP2021
Area	South-West and South Portugal (FU 28-29)
Management Authority	International Council for the Exploration of the Sea
Assessor	Working Group for the Bay of Biscay and the Iberian Waters Ecoregion
Asmts in RAM	2016, 2016, 2018


Reference Points			
Type	ID	Asmt Year	Value
TBmsy	-	-	-
SSBmsy	-	-	-
Fmsy	Fmsy-1/yr	2016	0.22
ERmsy	-	-	-
TBmgt	-	-	-
SSBmgt	-	-	-
Fmgt	-	-	-
ERmgt	-	-	-
TB0	-	-	-
SSB0	-	-	-
MSY	-	-	-
M	-	-	-
TBlim	-	-	-
SSBlim	-	-	-
Flim	-	-	-
ERlim	-	-	-

Time Series					
Type	ID	Asmt Year	Curr Value	Sex	Age
TB	-	-	-	-	-
SSB	-	-	-	-	-
TN	-	-	-	-	-
R	-	-	-	-	-
F	F-1/yr	2018	0.461	-	-
ER	-	-	-	-	-
TC	-	-	-		
TL	TL-MT	2018	299		
TB/TBmsy	-	-	-		
SSB/SSBmsy	-	-	-		
F/Fmsy	F-1/yr/Fmsy-1/yr	2016	0.449		
ER/ERmsy	-	-	-		
TB/TBmgt	-	-	-		
SSB/SSBmgt	-	-	-		
F/Fmgt	-	-	-		
ER/ERmgt	-	-	-		


Kobe MSY*



Kobe MGT*



Spawner Recruit*




Production*




◆ Start Year ◆ End Year * No Data

Norway lobster South-West and South Portugal (FU 28–29) [NEPHFU2829]


TB*



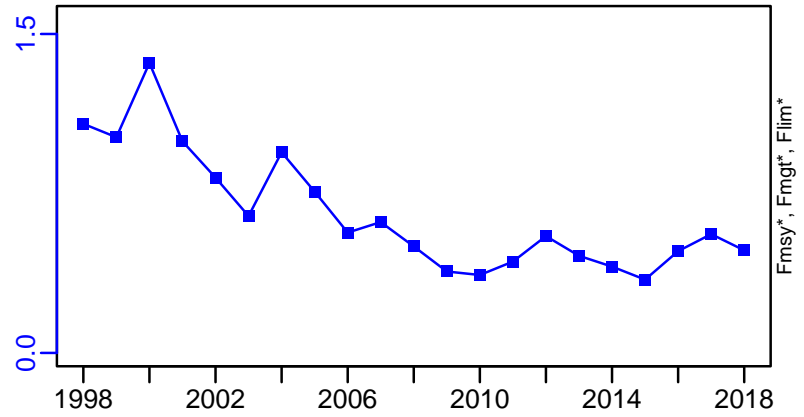
SSB*




TN *



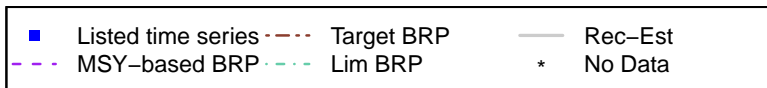

F-1/yr (1984–2018–ICESIMP2021)



ER*




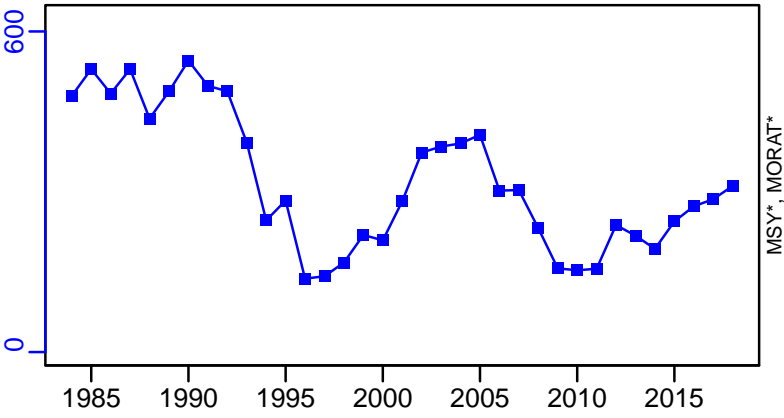
Recruits*



Norway lobster South-West and South Portugal (FU 28-29) [NEPHFU2829]


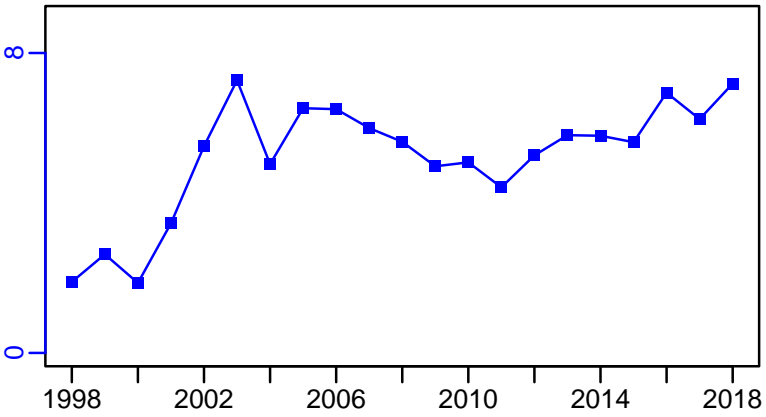
TL-MT, TC*, RecC* (1984-2018-ICESIMP2021)

TAC*, Cpair*, Cadv*



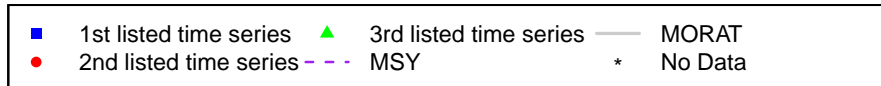


survB-index (1984-2018-ICESIMP2021)

CPUE*



EFFORT*

CdivMSY*




Norway lobster Gulf of Cadiz (FU 30) [NEPHFU30]

Metadata	
Scientific Name	Nephrops norvegicus
Current Assess ID	WGBIE-NEPHFU30-1994-2019-ICESIMP2021-2
Area	Gulf of Cadiz (FU 30)
Management Authority	International Council for the Exploration of the Sea
Assessor	Working Group for the Bay of Biscay and the Iberian Waters Ecoregion
Asmts in RAM	2016, 2017, 2019, 2019


Reference Points			
Type	ID	Asmt Year	Value
TBmsy	-	-	-
SSBmsy	-	-	-
Fmsy	-	-	-
ERmsy	-	-	-
TBmgt	-	-	-
SSBmgt	-	-	-
Fmgt	-	-	-
ERmgt	-	-	-
TB0	-	-	-
SSB0	-	-	-
MSY	-	-	-
M	-	-	-
TBlim	-	-	-
SSBlim	-	-	-
Flim	-	-	-
ERlim	-	-	-

Time Series					
Type	ID	Asmt Year	Curr Value	Sex	Age
TB	-	-	-	-	-
SSB	SSB-E00	2017	370	Both	-
TN	-	-	-	-	-
R	-	-	-	-	-
F	-	-	-	-	-
ER	ER-ratio	2019	0.01	-	-
TC	TC-MT	2019	76		
TL	TL-MT	2017	124		
TB/TBmsy	-	-	-		
SSB/SSBmsy	-	-	-		
F/Fmsy	-	-	-		
ER/ERmsy	-	-	-		
TB/TBmgt	-	-	-		
SSB/SSBmgt	-	-	-		
F/Fmgt	-	-	-		
ER/ERmgt	-	-	-		


Kobe MSY*



Kobe MGT*



Spawner Recruit*




Production*



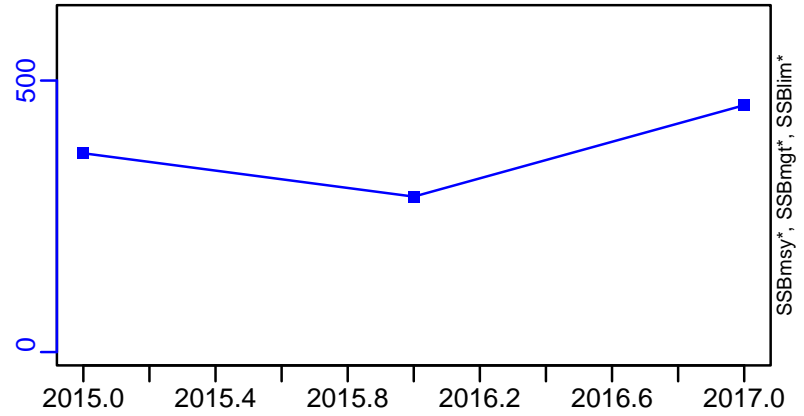
◆ Start Year ◆ End Year * No Data

Norway lobster Gulf of Cadiz (FU 30) [NEPHFU30]


TB*




SSB-E00 (1994–2017–ICESIMP2018)



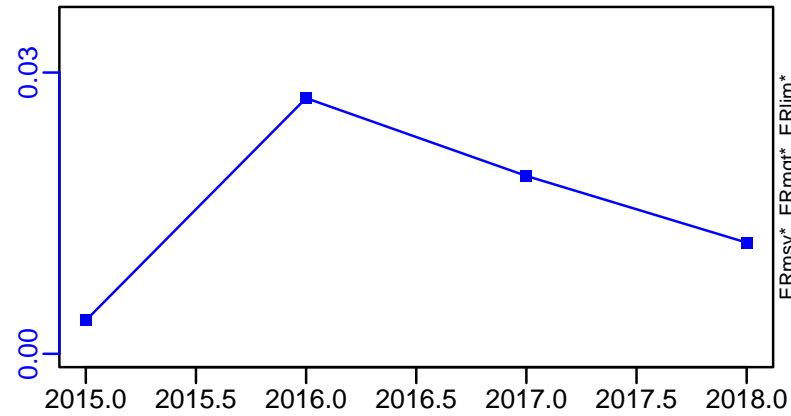
TN *



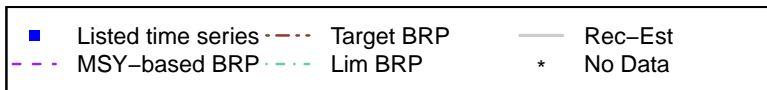
F*



ER-ratio (1994–2019–ICESIMP2021)

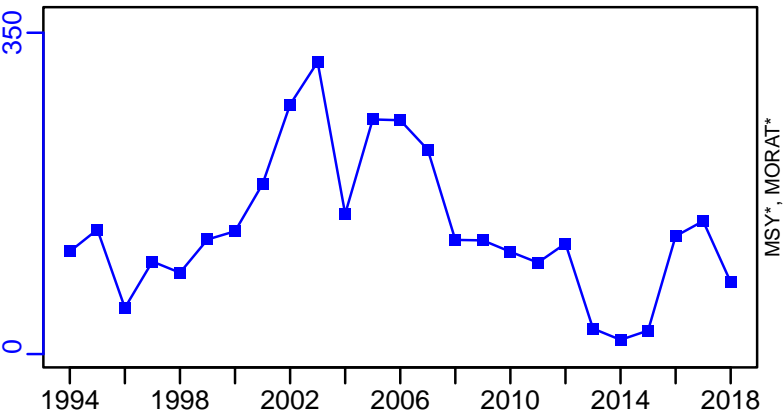


Recruits*




Norway lobster Gulf of Cadiz (FU 30) [NEPHFU30]

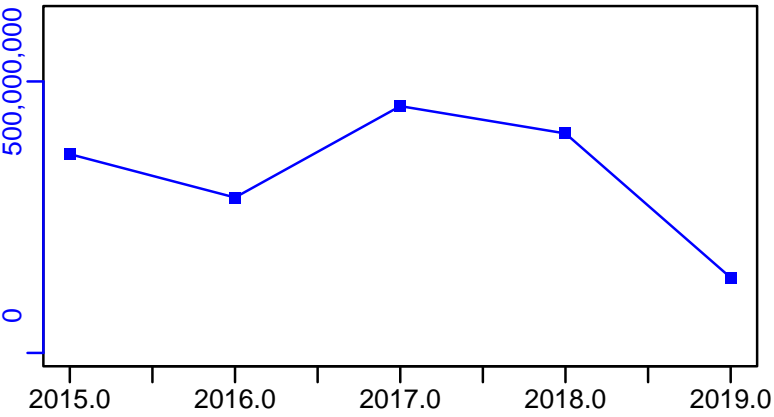
TC-MT, TL*, RecC* (1994-2019-ICESIMP2021)




TAC*, Cpair*, Cadv*




survB-E00 (1994-2019-ICESIMP2021)



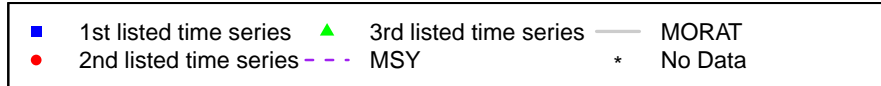

CPUE*



EFFORT*



CdivMSY*




Norway lobster Cantabrian Sea (FU 31) [NEPHFU31]

Metadata	
Scientific Name	Nephrops norvegicus
Current Assess ID	WGBIE-NEPHFU31-1983-2018-ICESIMP2021
Area	Cantabrian Sea (FU 31)
Management Authority	International Council for the Exploration of the Sea
Assessor	Working Group for the Bay of Biscay and the Iberian Waters Ecoregion
Asmts in RAM	2016, 2018


Reference Points			
Type	ID	Asmt Year	Value
TBmsy	-	-	-
SSBmsy	-	-	-
Fmsy	-	-	-
ERmsy	-	-	-
TBmgt	-	-	-
SSBmgt	-	-	-
Fmgt	-	-	-
ERmgt	-	-	-
TB0	-	-	-
SSB0	-	-	-
MSY	-	-	-
M	-	-	-
TBlim	-	-	-
SSBlim	-	-	-
Flim	-	-	-
ERlim	-	-	-

Time Series					
Type	ID	Asmt Year	Curr Value	Sex	Age
TB	-	-	-	-	-
SSB	-	-	-	-	-
TN	-	-	-	-	-
R	-	-	-	-	-
F	-	-	-	-	-
ER	-	-	-	-	-
TC	TC-MT	2018	3		
TL	TL-MT	2016	4.26		
TB/TBmsy	-	-	-		
SSB/SSBmsy	-	-	-		
F/Fmsy	-	-	-		
ER/ERmsy	-	-	-		
TB/TBmgt	-	-	-		
SSB/SSBmgt	-	-	-		
F/Fmgt	-	-	-		
ER/ERmgt	-	-	-		

Kobe MSY*



Kobe MGT*



Spawner Recruit*




Production*




◆ Start Year ◆ End Year * No Data


TB*




SSB*




TN *



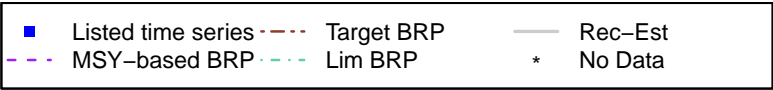

F*



ER*

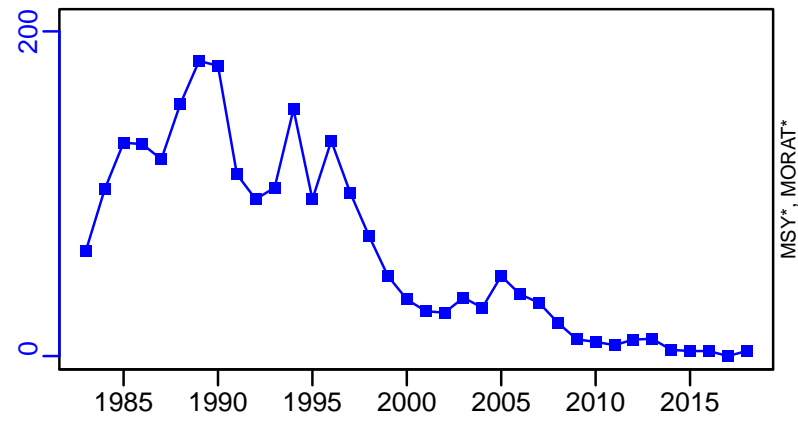


Recruits*




Norway lobster Cantabrian Sea (FU 31) [NEPHFU31]

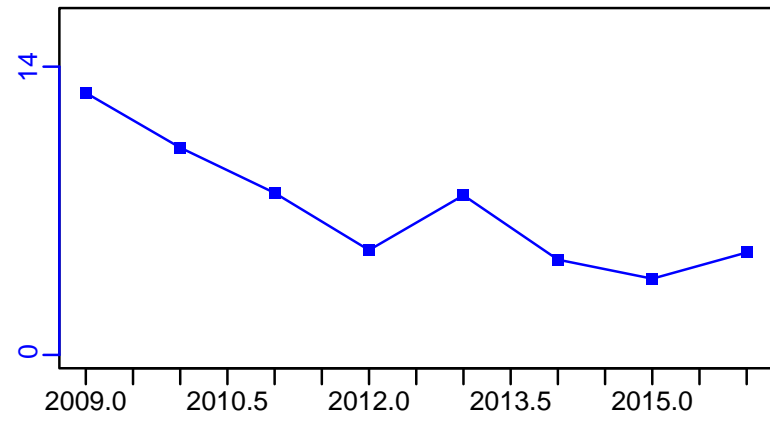
TC-MT, TL*, RecC* (1983–2018–ICESIMP2021)




TAC*, Cpair*, Cadv*



survB-index (1983–2018–ICESIMP2021)



CPUE*



EFFORT*



CdivMSY*



■ 1st listed time series ▲ 3rd listed time series — MORAT
● 2nd listed time series - - - MSY * No Data


Norway lobster Norwegian Deeps (FU 32) [NEPHFU32]

Metadata	
Scientific Name	Nephrops norvegicus
Current Assess ID	WGNSSK-NEPHFU32-1987-2019-ICESIMP2021-2
Area	Norwegian Deeps (FU 32)
Management Authority	International Council for the Exploration of the Sea
Assessor	Working Group on the Assessment of Demersal Stocks in the North Sea and Skagerrak
Asmts in RAM	2016, 2017, 2019


Reference Points			
Type	ID	Asmt Year	Value
TBmsy	-	-	-
SSBmsy	-	-	-
Fmsy	-	-	-
ERmsy	-	-	-
TBmgt	-	-	-
SSBmgt	-	-	-
Fmgt	-	-	-
ERmgt	-	-	-
TB0	-	-	-
SSB0	-	-	-
MSY	-	-	-
M	-	-	-
TBlim	-	-	-
SSBlim	-	-	-
Flim	-	-	-
ERlim	-	-	-

Time Series					
Type	ID	Asmt Year	Curr Value	Sex	Age
TB	-	-	-	-	-
SSB	-	-	-	-	-
TN	-	-	-	-	-
R	-	-	-	-	-
F	-	-	-	-	-
ER	-	-	-	-	-
TC	TC-MT	2016	198		
TL	TL-MT	2019	191		
TB/TBmsy	-	-	-		
SSB/SSBmsy	-	-	-		
F/Fmsy	-	-	-		
ER/ERmsy	-	-	-		
TB/TBmgt	-	-	-		
SSB/SSBmgt	-	-	-		
F/Fmgt	-	-	-		
ER/ERmgt	-	-	-		


Kobe MSY*



Kobe MGT*



Spawner Recruit*




Production*




◆ Start Year ◆ End Year * No Data

Norway lobster Norwegian Deepse (FU 32) [NEPHFU32]


TB*




SSB*



TN *



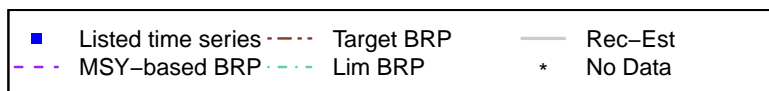
F*



ER*



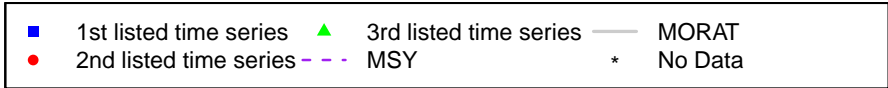





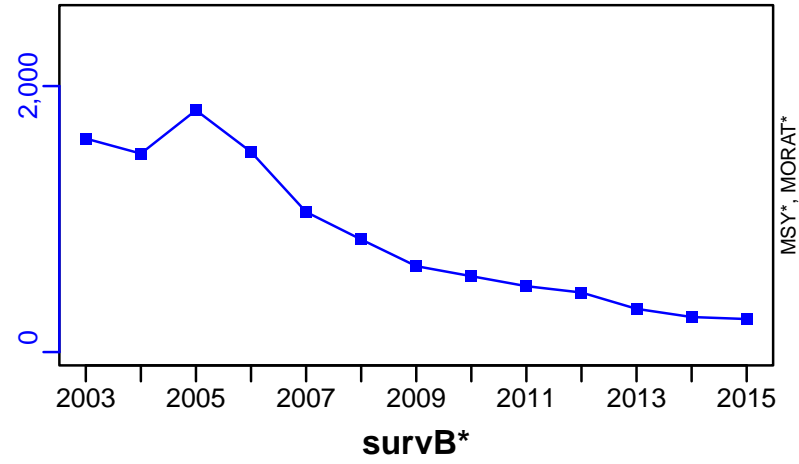
Recruits*



Norway lobster Norwegian Deep-sea (FU 32) [NEPHFU32]

TC-MT, TL*, RecC* (1987-2016-ICESIMP2016)

TAC*, Cpair*, Cadv*




Norway lobster Off Horn Reef (FU 33) [NEPHFU33]

Metadata	
Scientific Name	Nephrops norvegicus
Current Assess ID	WGNSSK-NEPHFU33-1993-2019-ICESIMP2021-2
Area	Off Horn Reef (FU 33)
Management Authority	International Council for the Exploration of the Sea
Assessor	Working Group on the Assessment of Demersal Stocks in the North Sea and Skagerrak
Asmts in RAM	2016, 2017, 2018, 2019


Reference Points			
Type	ID	Asmt Year	Value
TBmsy	-	-	-
SSBmsy	-	-	-
Fmsy	-	-	-
ERmsy	-	-	-
TBmgt	-	-	-
SSBmgt	-	-	-
Fmgt	-	-	-
ERmgt	-	-	-
TB0	-	-	-
SSB0	-	-	-
MSY	-	-	-
M	-	-	-
TBlim	-	-	-
SSBlim	-	-	-
Flim	-	-	-
ERlim	-	-	-

Time Series					
Type	ID	Asmt Year	Curr Value	Sex	Age
TB	-	-	-	-	-
SSB	-	-	-	-	-
TN	-	-	-	-	-
R	-	-	-	-	-
F	-	-	-	-	-
ER	-	-	-	-	-
TC	-	-	-		
TL	TL-MT	2019	1610		
TB/TBmsy	-	-	-		
SSB/SSBmsy	-	-	-		
F/Fmsy	-	-	-		
ER/ERmsy	-	-	-		
TB/TBmgt	-	-	-		
SSB/SSBmgt	-	-	-		
F/Fmgt	-	-	-		
ER/ERmgt	-	-	-		


Kobe MSY*



Kobe MGT*



Spawner Recruit*




Production*




◆ Start Year ◆ End Year * No Data


TB*




SSB*




TN *



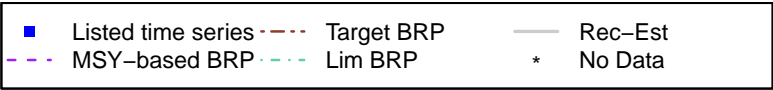

F*



ER*

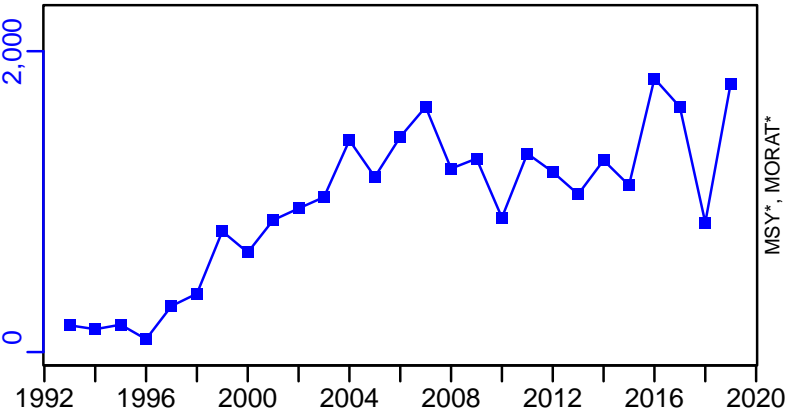


Recruits*




Norway lobster Off Horn Reef (FU 33) [NEPHFU33]

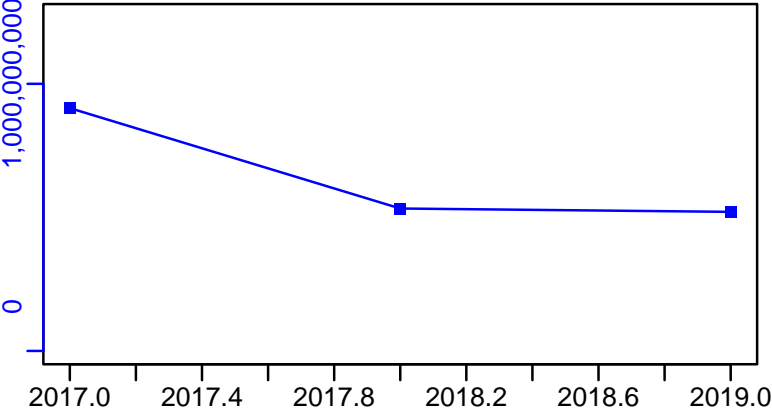
TL-MT, TC*, RecC* (1993-2019-ICESIMP2021-2)




TAC*, Cpair*, Cadv*




survB-E00 (1993-2019-ICESIMP2021-2)



CPUE*



CdivMSY*




Norway lobster Devils Hole (FU 34) [NEPHFU34]

Metadata	
Scientific Name	Nephrops norvegicus
Current Assess ID	WGNSSK-NEPHFU34-2003-2019-ICESIMP2021-2
Area	Devils Hole (FU 34)
Management Authority	International Council for the Exploration of the Sea
Assessor	Working Group on the Assessment of Demersal Stocks in the North Sea and Skagerrak
Asmts in RAM	2016, 2017, 2019


Reference Points			
Type	ID	Asmt Year	Value
TBmsy	-	-	-
SSBmsy	-	-	-
Fmsy	-	-	-
ERmsy	-	-	-
TBmgt	-	-	-
SSBmgt	-	-	-
Fmgt	-	-	-
ERmgt	-	-	-
TB0	-	-	-
SSB0	-	-	-
MSY	-	-	-
M	-	-	-
TBlim	-	-	-
SSBlim	-	-	-
Flim	-	-	-
ERlim	-	-	-

Time Series					
Type	ID	Asmt Year	Curr Value	Sex	Age
TB	-	-	-	-	-
SSB	-	-	-	-	-
TN	-	-	-	-	-
R	-	-	-	-	-
F	-	-	-	-	-
ER	-	-	-	-	-
TC	-	-	-		
TL	TL-MT	2019	1190		
TB/TBmsy	-	-	-		
SSB/SSBmsy	-	-	-		
F/Fmsy	-	-	-		
ER/ERmsy	-	-	-		
TB/TBmgt	-	-	-		
SSB/SSBmgt	-	-	-		
F/Fmgt	-	-	-		
ER/ERmgt	-	-	-		


Kobe MSY*




Kobe MGT*



Spawner Recruit*




Production*




◆ Start Year ◆ End Year * No Data


TB*




SSB*




TN *



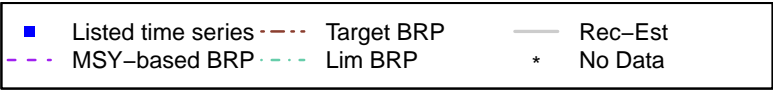

F*



ER*

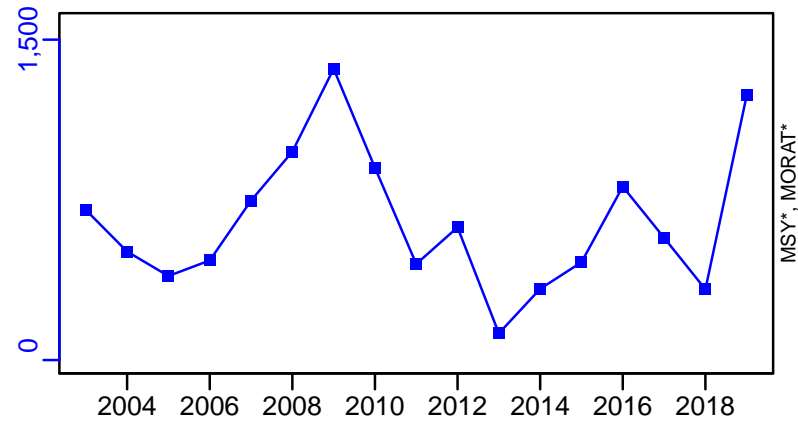


Recruits*




Norway lobster Devils Hole (FU 34) [NEPHFU34]

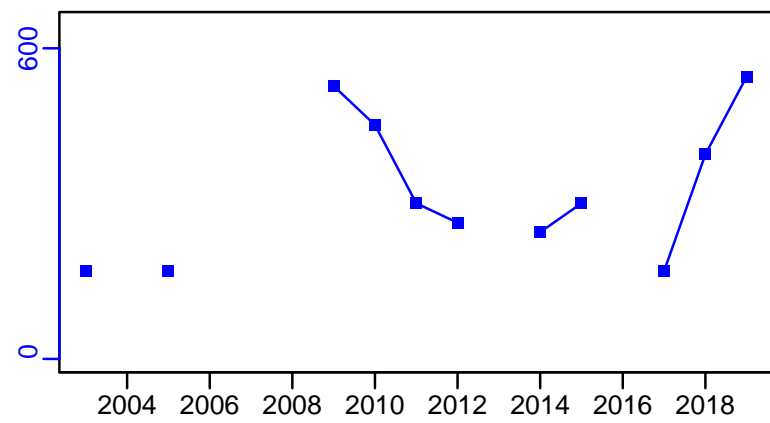
TL-MT, TC*, RecC* (2003-2019-ICESIMP2021-2)




TAC*, Cpair*, Cadv*



survB-index (2003-2019-ICESIMP2021-2)



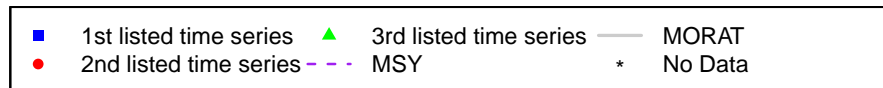
CPUE*



EFFORT*



CdivMSY*




Norway lobster Skagerak Kattegat (FU 3-4) [NEPHFU3-4]

Metadata	
Scientific Name	Nephrops norvegicus
Current Assess ID	WGNSSK-NEPHFU3-4-1960-2020-ICESIMP2021-2
Area	Skagerak Kattegat (FU 3-4)
Management Authority	International Council for the Exploration of the Sea
Assessor	Working Group on the Assessment of Demersal Stocks in the North Sea and Skagerrak
Asmts in RAM	2016, 2016, 2017, 2018, 2019, 2020, 2015


Reference Points			
Type	ID	Asmt Year	Value
TBmsy	-	-	-
SSBmsy	-	-	-
Fmsy	-	-	-
ERmsy	ERmsy-ratio	2020	7.9
TBmgt	-	-	-
SSBmgt	-	-	-
Fmgt	-	-	-
ERmgt	ERmgt-ratio	2020	7.9
TB0	-	-	-
SSB0	-	-	-
MSY	-	-	-
M	-	-	-
TBlim	-	-	-
SSBlim	-	-	-
Flim	-	-	-
ERlim	-	-	-

Time Series					
Type	ID	Asmt Year	Curr Value	Sex	Age
TB	-	-	-	-	-
SSB	-	-	-	-	-
TN	-	-	-	-	-
R	-	-	-	-	-
F	-	-	-	-	-
ER	ER-ratio	2020	3.856	-	-
TC	TC-MT	2020	7130		
TL	TL-MT	2020	5910		
TB/TBmsy	-	-	-		
SSB/SSBmsy	-	-	-		
F/Fmsy	-	-	-		
ER/ERmsy	ER-ratio/ERmsy-ratio	2020	0.488		
TB/TBmgt	-	-	-		
SSB/SSBmgt	-	-	-		
F/Fmgt	-	-	-		
ER/ERmgt	-	-	-		


Kobe MSY*



Kobe MGT*



Spawner Recruit*




Production*




◆ Start Year ◆ End Year * No Data

Norway lobster Skagerak Kattegat (FU 3–4) [NEPHFU3–4]


TB*




SSB*



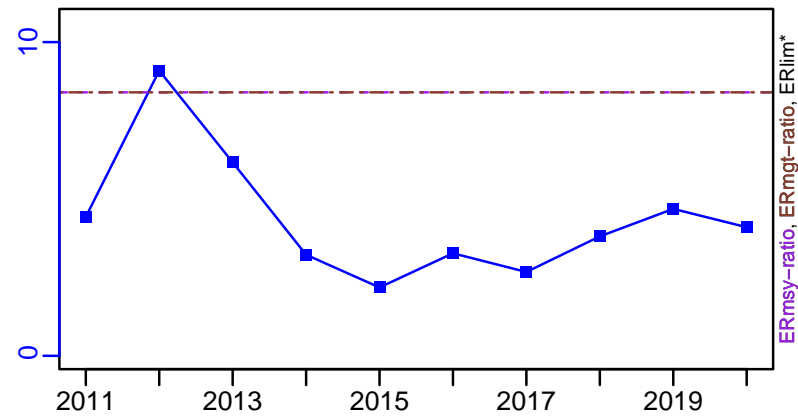
TN *



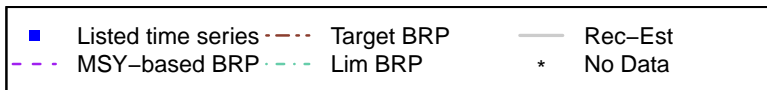

F*



ER-ratio (1960–2020–ICESIMP2021–2)

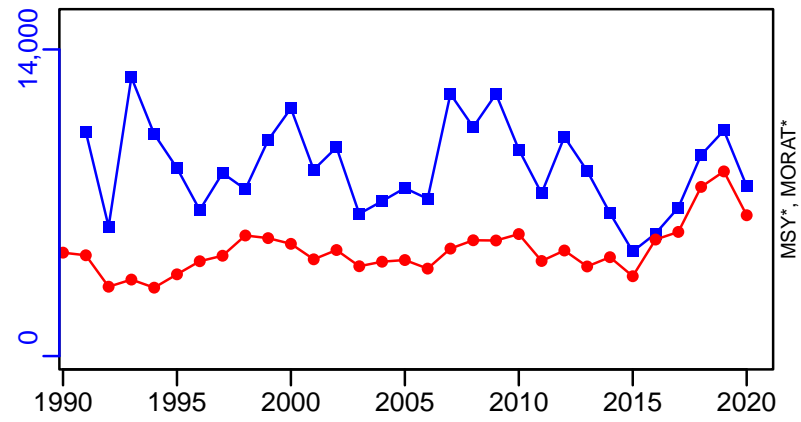


Recruits*




Norway lobster Skagerak Kattegat (FU 3–4) [NEPHFU3–4]

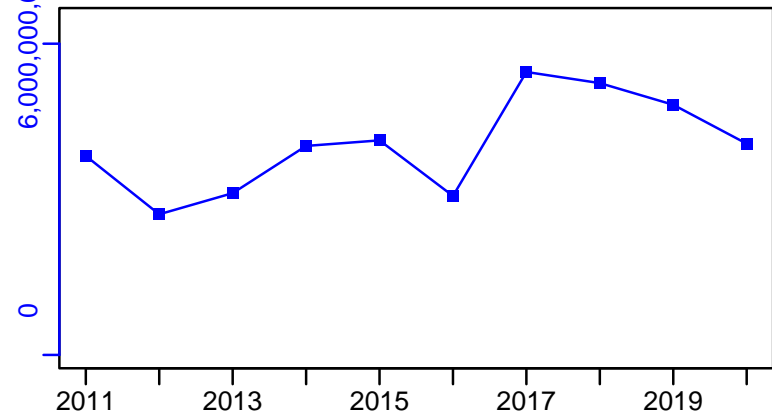
TC–MT, TL–MT, RecC* (1960–2020–ICESIMP2021–2)




TAC*, Cpair*, Cadv*



survB–E00 (1960–2020–ICESIMP2021–2)



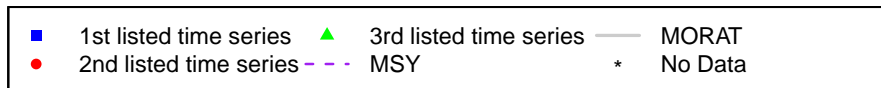
CPUE*



EFFORT*



CdivMSY*




Norway lobster Botney Cut - Silver Pit (FU 5) [NEPHFU5]

Metadata	
Scientific Name	Nephrops norvegicus
Current Assess ID	WGNSSK-NEPHFU5-1991-2019-ICESIMP2021-2
Area	Botney Cut - Silver Pit (FU 5)
Management Authority	International Council for the Exploration of the Sea
Assessor	Working Group on the Assessment of Demersal Stocks in the North Sea and Skagerrak
Asmts in RAM	2016, 2017, 2019


Reference Points			
Type	ID	Asmt Year	Value
TBmsy	-	-	-
SSBmsy	-	-	-
Fmsy	-	-	-
ERmsy	-	-	-
TBmgt	-	-	-
SSBmgt	-	-	-
Fmgt	-	-	-
ERmgt	-	-	-
TB0	-	-	-
SSB0	-	-	-
MSY	-	-	-
M	-	-	-
TBlim	-	-	-
SSBlim	-	-	-
Flim	-	-	-
ERlim	-	-	-

Time Series					
Type	ID	Asmt Year	Curr Value	Sex	Age
TB	-	-	-	-	-
SSB	-	-	-	-	-
TN	-	-	-	-	-
R	-	-	-	-	-
F	-	-	-	-	-
ER	-	-	-	-	-
TC	-	-	-		
TL	TL-MT	2019	1170		
TB/TBmsy	-	-	-		
SSB/SSBmsy	-	-	-		
F/Fmsy	-	-	-		
ER/ERmsy	-	-	-		
TB/TBmgt	-	-	-		
SSB/SSBmgt	-	-	-		
F/Fmgt	-	-	-		
ER/ERmgt	-	-	-		


Kobe MSY*



Kobe MGT*



Spawner Recruit*




Production*




◆ Start Year ◆ End Year * No Data


TB*




SSB*




TN *




F*



ER*



Recruits*



■

Listed time series

MSY-based BRP

Target BRP

Lim BRP

—

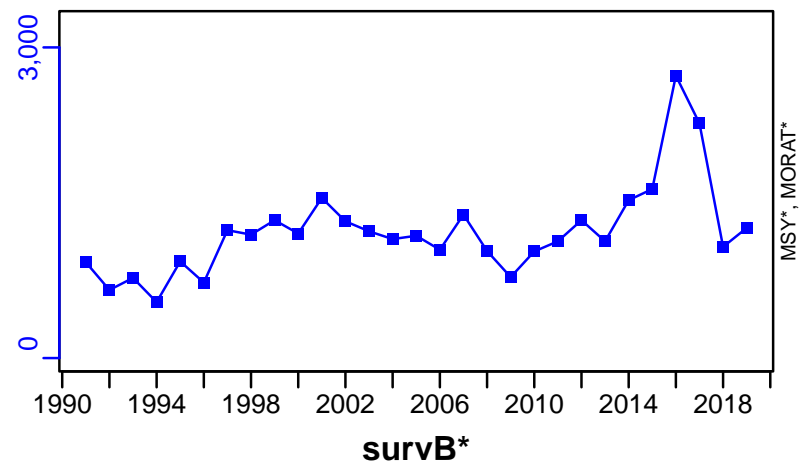
Rec-Est

*


No Data

Norway lobster Botney Cut – Silver Pit (FU 5) [NEPHFU5]

TL–MT, TC*, RecC* (1991–2019–ICESIMP2021–2)




TAC*, Cpair*, Cadv*




CPUE*



EFFORT*



CdivMSY*



■ 1st listed time series ▲ 3rd listed time series — MORAT
● 2nd listed time series - - - MSY * No Data


Norway lobster Farn Deeps (FU 6) [NEPHFU6]

Metadata	
Scientific Name	Nephrops norvegicus
Current Assess ID	WGNSSK-NEPHFU6-1981-2020-ICESIMP2021-2
Area	Farn Deeps (FU 6)
Management Authority	International Council for the Exploration of the Sea
Assessor	Working Group on the Assessment of Demersal Stocks in the North Sea and Skagerrak
Asmts in RAM	2015, 2016, 2016, 2019, 2020


Reference Points			
Type	ID	Asmt Year	Value
TBmsy	-	-	-
SSBmsy	-	-	-
Fmsy	Fmsy-relative	2019	8.12
ERmsy	ERmsy-ratio	2020	8.12
TBmgt	-	-	-
SSBmgt	-	-	-
Fmgt	Fmgt-relative	2019	8.12
ERmgt	ERmgt-ratio	2020	8.12
TB0	-	-	-
SSB0	-	-	-
MSY	-	-	-
M	-	-	-
TBlim	-	-	-
SSBlim	-	-	-
Flim	-	-	-
ERlim	-	-	-

Time Series					
Type	ID	Asmt Year	Curr Value	Sex	Age
TB	-	-	-	-	-
SSB	-	-	-	-	-
TN	-	-	-	-	-
R	-	-	-	-	-
F	F-relative	2019	8.347	-	-
ER	ER-ratio	2020	16.099	-	-
TC	TC-MT	2020	4810		
TL	TL-MT	2020	4360		
TB/TBmsy	-	-	-		
SSB/SSBmsy	-	-	-		
F/Fmsy	-	-	-		
ER/ERmsy	ER-ratio/ERmsy-ratio	2020	1.983		
TB/TBmgt	-	-	-		
SSB/SSBmgt	-	-	-		
F/Fmgt	-	-	-		
ER/ERmgt	-	-	-		


Kobe MSY*




Kobe MGT*



Spawner Recruit*




Production*




◆ Start Year ◆ End Year * No Data

Norway lobster Farn Deepes (FU 6) [NEPHFU6]


TB*



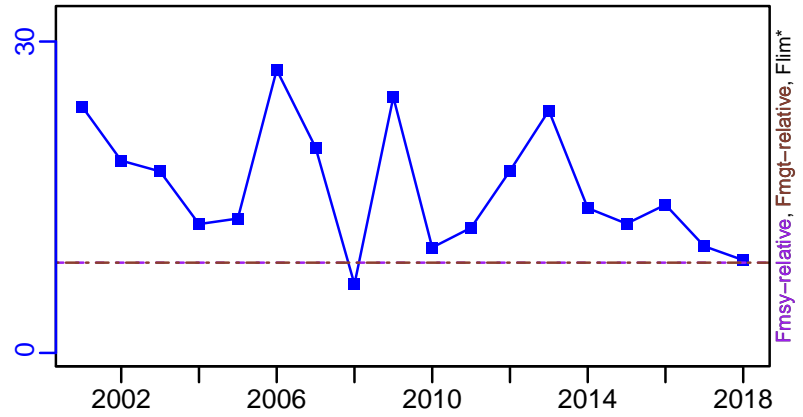
SSB*



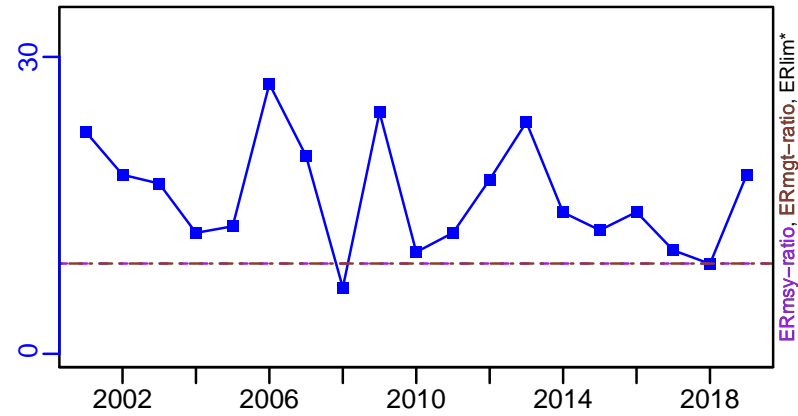
TN *



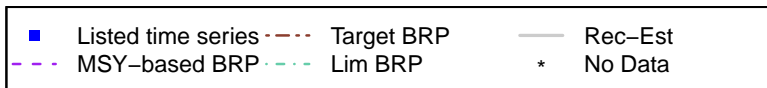
F-relative (1981–2019–ICESIMP2021–2)



ER-ratio (1981–2020–ICESIMP2021–2)

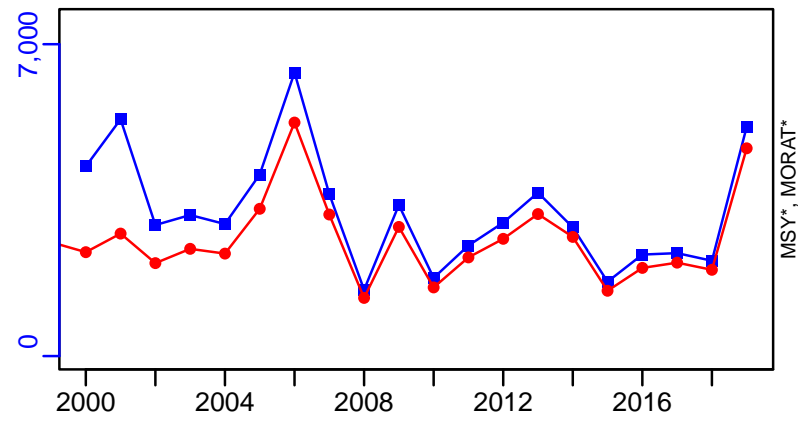


Recruits*




Norway lobster Farn Deep (FU 6) [NEPHFU6]

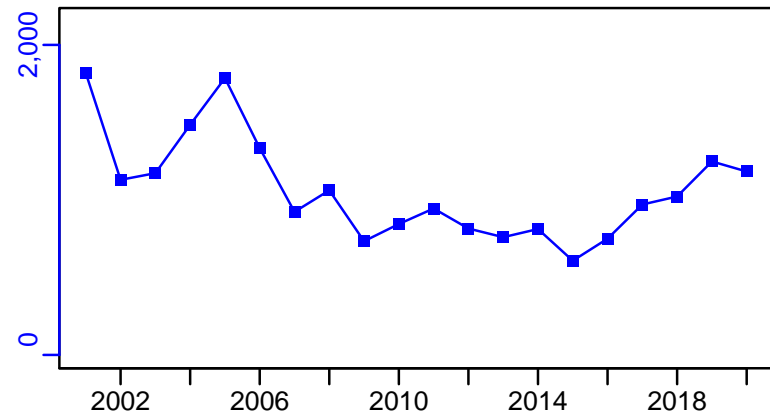
TC-MT, TL-MT, RecC* (1981-2020-ICESIMP2021-2)




TAC*, Cpair*, Cadv*




survB-E00 (1981-2020-ICESIMP2021-2)



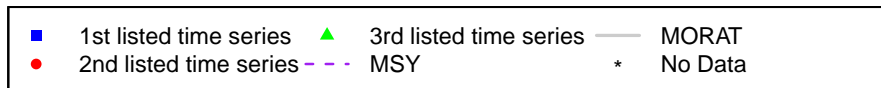

CPUE*



EFFORT*



CdivMSY*




Norway lobster Fladen Ground (FU 7) [NEPHFU7]

Metadata	
Scientific Name	Nephrops norvegicus
Current Assess ID	WGNSSK-NEPHFU7-1992-2020-ICESIMP2021-2
Area	Fladen Ground (FU 7)
Management Authority	International Council for the Exploration of the Sea
Assessor	Working Group on the Assessment of Demersal Stocks in the North Sea and Skagerrak
Asmts in RAM	2015, 2016, 2016, 2017, 2019, 2020

Reference Points			
Type	ID	Asmt Year	Value
TBmsy	-	-	-
SSBmsy	-	-	-
Fmsy	Fmsy-1/yr	2016	7.5
ERmsy	ERmsy-ratio	2017	0.075
TBmgt	-	-	-
SSBmgt	-	-	-
Fmgt	Fmgt-relative	2020	0.075
ERmgt	ERmgt-ratio	2019	0.075
TB0	-	-	-
SSB0	-	-	-
MSY	-	-	-
M	-	-	-
TBlim	-	-	-
SSBlim	-	-	-
Flim	-	-	-
ERlim	-	-	-

Time Series					
Type	ID	Asmt Year	Curr Value	Sex	Age
TB	-	-	-	-	-
SSB	SSB-E00	2017	7.04×10^9	Both	-
TN	-	-	-	-	-
R	-	-	-	-	-
F	F-relative	2020	0.056	-	-
ER	ER-ratio	2019	0.028	-	-
TC	-	-	-		
TL	TL-MT	2020	9030		
TB/TBmsy	-	-	-		
SSB/SSBmsy	-	-	-		
F/Fmsy	F-1/yr/Fmsy-1/yr	2016	0.267		
ER/ERmsy	ER-ratio/ERmsy-ratio	2017	0.187		
TB/TBmgt	-	-	-		
SSB/SSBmgt	-	-	-		
F/Fmgt	F-1/yr/Fmgt-1/yr	2016	0.267		
ER/ERmgt	-	-	-		


Kobe MSY*




Kobe MGT*



Spawner Recruit*




Production*



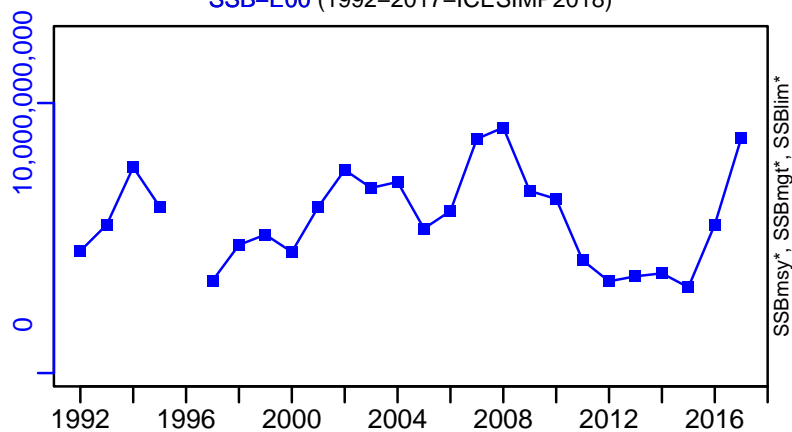
◆ Start Year ◆ End Year * No Data

Norway lobster Fladen Ground (FU 7) [NEPHFU7]

TB*



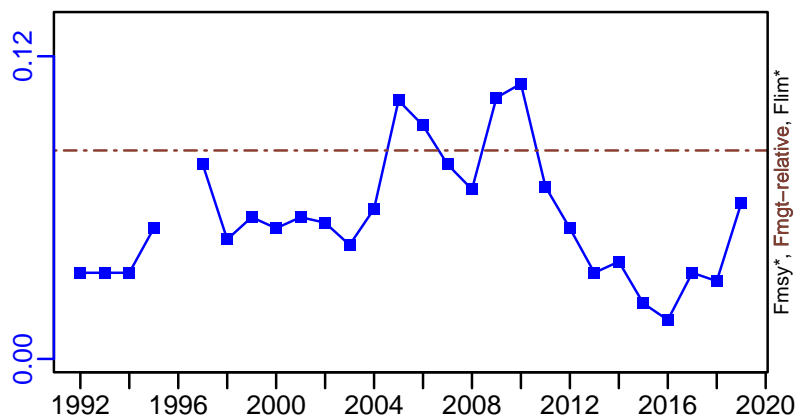
SSB-E00 (1992–2017–ICESIMP2018)



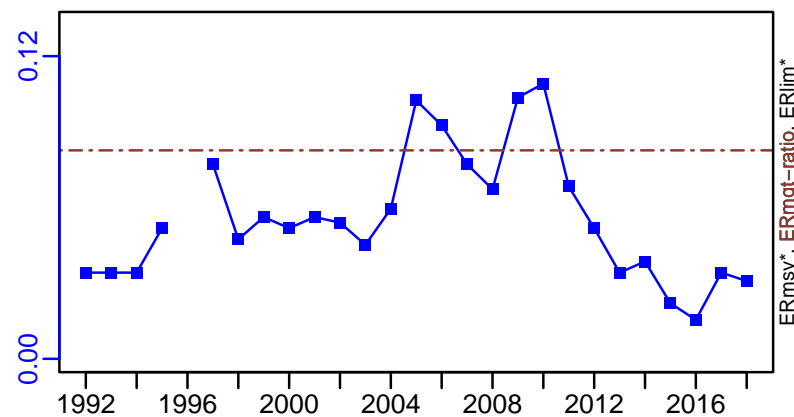
TN *



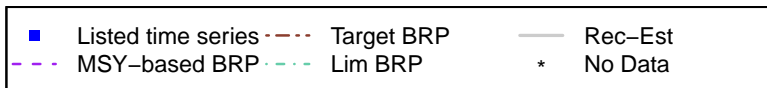

F-relative (1992–2020–ICESIMP2021–2)



ER-ratio (1992–2019–ICESIMP2021)

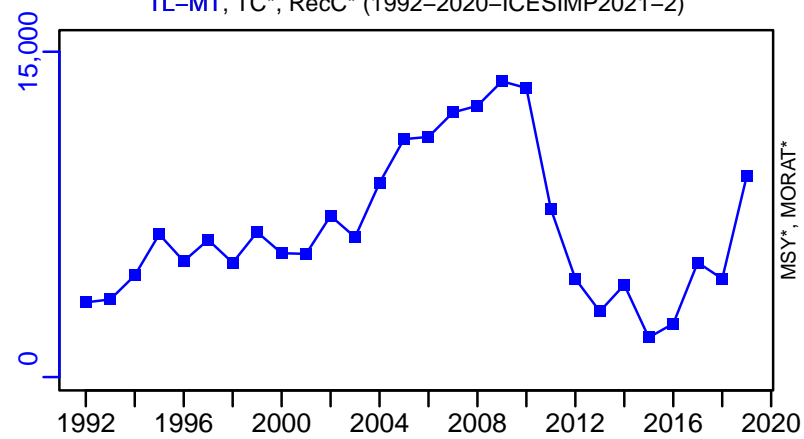


Recruits*




Norway lobster Fladen Ground (FU 7) [NEPHFU7]

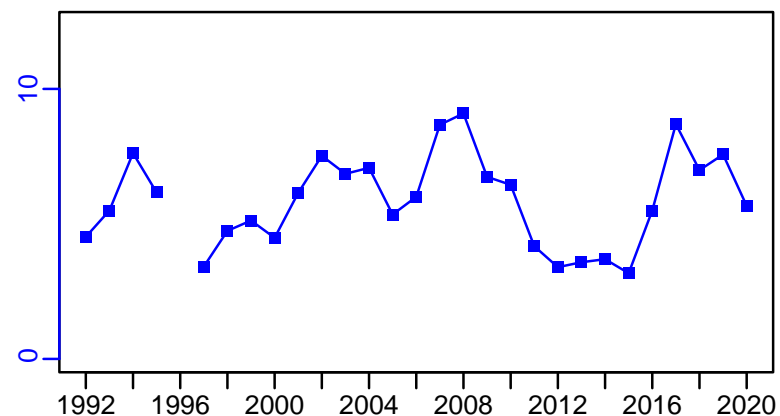
TL-MT, TC*, RecC* (1992-2020-ICESIMP2021-2)



TAC*, Cpair*, Cadv*




survB-E00 (1992-2020-ICESIMP2021-2)




CPUE*



EFFORT*



CdivMSY*



■ 1st listed time series ▲ 3rd listed time series — MORAT
● 2nd listed time series - - - MSY * No Data


Norway lobster Firth of Forth (FU 8) [NEPHFU8]

Metadata	
Scientific Name	Nephrops norvegicus
Current Assess ID	WGNSSK-NEPHFU8-1993-2020-ICESIMP2021-2
Area	Firth of Forth (FU 8)
Management Authority	International Council for the Exploration of the Sea
Assessor	Working Group on the Assessment of Demersal Stocks in the North Sea and Skagerrak
Asmts in RAM	2015, 2016, 2016, 2019, 2020


Reference Points			
Type	ID	Asmt Year	Value
TBmsy	-	-	-
SSBmsy	-	-	-
Fmsy	-	-	-
ERmsy	ERmsy-ratio	2016	0.163
TBmgt	-	-	-
SSBmgt	-	-	-
Fmgt	Fmgt-relative	2020	0.163
ERmgt	ERmgt-ratio	2019	0.163
TB0	-	-	-
SSB0	-	-	-
MSY	-	-	-
M	-	-	-
TBlim	-	-	-
SSBlim	-	-	-
Flim	-	-	-
ERlim	-	-	-

Time Series					
Type	ID	Asmt Year	Curr Value	Sex	Age
TB	-	-	-	-	-
SSB	-	-	-	-	-
TN	-	-	-	-	-
R	-	-	-	-	-
F	F-relative	2020	0.183	-	-
ER	ER-ratio	2019	0.129	-	-
TC	-	-	-		
TL	TL-MT	2020	2680		
TB/TBmsy	-	-	-		
SSB/SSBmsy	-	-	-		
F/Fmsy	-	-	-		
ER/ERmsy	ER-ratio/ERmsy-ratio	2016	1.031		
TB/TBmgt	-	-	-		
SSB/SSBmgt	-	-	-		
F/Fmgt	-	-	-		
ER/ERmgt	-	-	-		


Kobe MSY*



Kobe MGT*



Spawner Recruit*




Production*




◆ Start Year ◆ End Year * No Data

Norway lobster Firth of Forth (FU 8) [NEPHFU8]


TB*



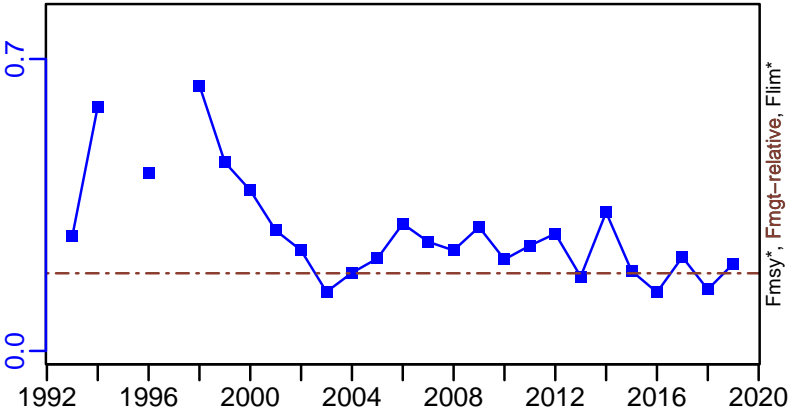
SSB*



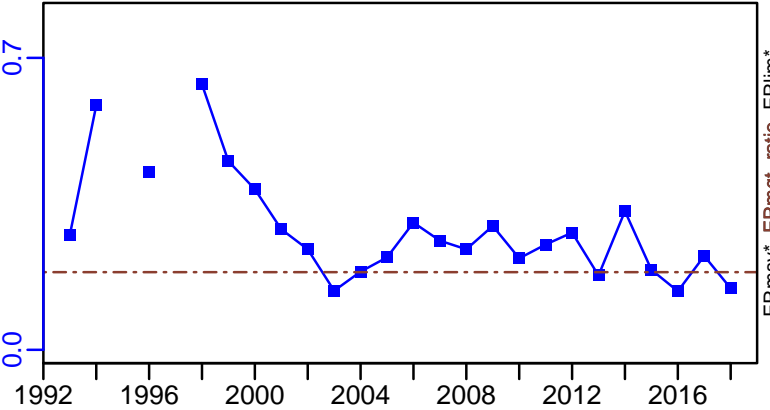
TN *



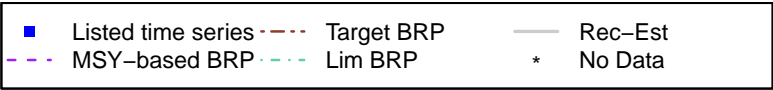

F-relative (1993–2020–ICESIMP2021–2)



ER-ratio (1993–2019–ICESIMP2021)

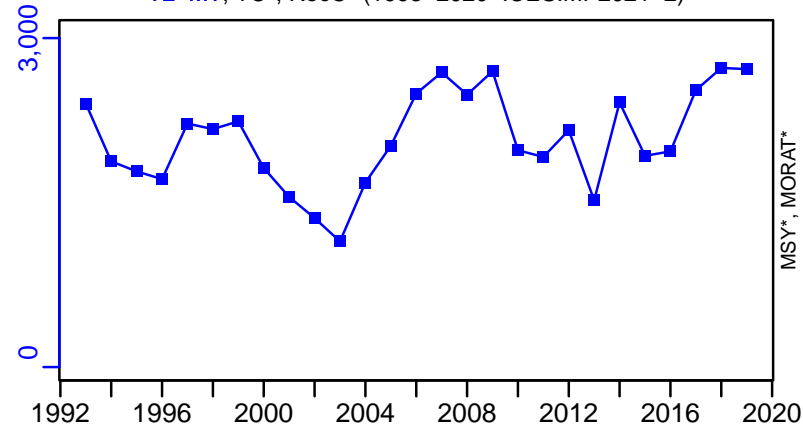


Recruits*




Norway lobster Firth of Forth (FU 8) [NEPHFU8]

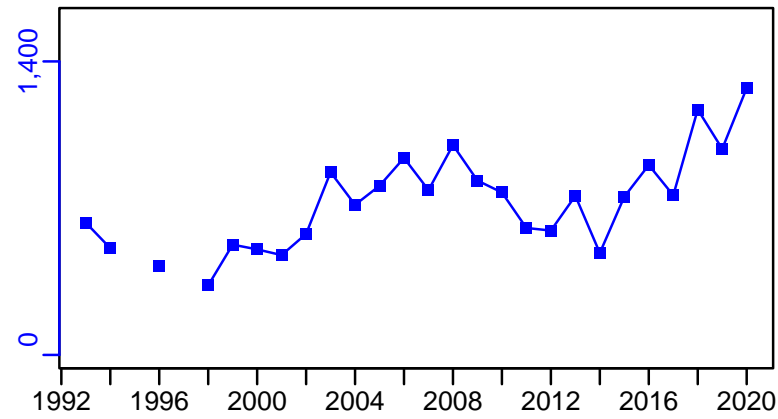
TL-MT, TC*, RecC* (1993-2020-ICESIMP2021-2)




TAC*, Cpair*, Cadv*



survB-E00 (1993-2020-ICESIMP2021-2)



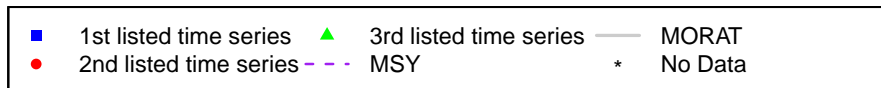
CPUE*



EFFORT*



CdivMSY*




Norway lobster Moray Firth (FU 9) [NEPHFU9]

Metadata	
Scientific Name	Nephrops norvegicus
Current Assess ID	WGNSSK-NEPHFU9-1993-2019-ICESIMP2021-2
Area	Moray Firth (FU 9)
Management Authority	International Council for the Exploration of the Sea
Assessor	Working Group on the Assessment of Demersal Stocks in the North Sea and Skagerrak
Asmts in RAM	2015, 2016, 2016, 2017, 2018, 2019


Reference Points			
Type	ID	Asmt Year	Value
TBmsy	-	-	-
SSBmsy	-	-	-
Fmsy	-	-	-
ERmsy	ERmsy-ratio	2017	0.118
TBmgt	-	-	-
SSBmgt	-	-	-
Fmgt	Fmgt-relative	2019	0.118
ERmgt	ERmgt-ratio	2018	0.118
TB0	-	-	-
SSB0	-	-	-
MSY	-	-	-
M	-	-	-
TBlim	-	-	-
SSBlim	-	-	-
Flim	-	-	-
ERlim	-	-	-

Time Series					
Type	ID	Asmt Year	Curr Value	Sex	Age
TB	-	-	-	-	-
SSB	-	-	-	-	-
TN	-	-	-	-	-
R	-	-	-	-	-
F	F-relative	2019	0.148	-	-
ER	ER-ratio	2018	0.117	-	-
TC	-	-	-		
TL	TL-MT	2019	1400		
TB/TBmsy	-	-	-		
SSB/SSBmsy	-	-	-		
F/Fmsy	-	-	-		
ER/ERmsy	ER-ratio/ERmsy-ratio	2017	0.89		
TB/TBmgt	-	-	-		
SSB/SSBmgt	-	-	-		
F/Fmgt	-	-	-		
ER/ERmgt	-	-	-		


Kobe MSY*



Kobe MGT*



Spawner Recruit*




Production*




◆ Start Year ◆ End Year * No Data

Norway lobster Moray Firth (FU 9) [NEPHFU9]


TB*



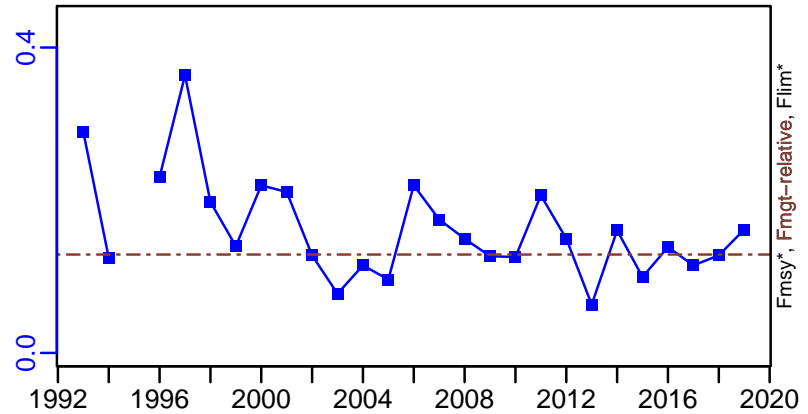
SSB*



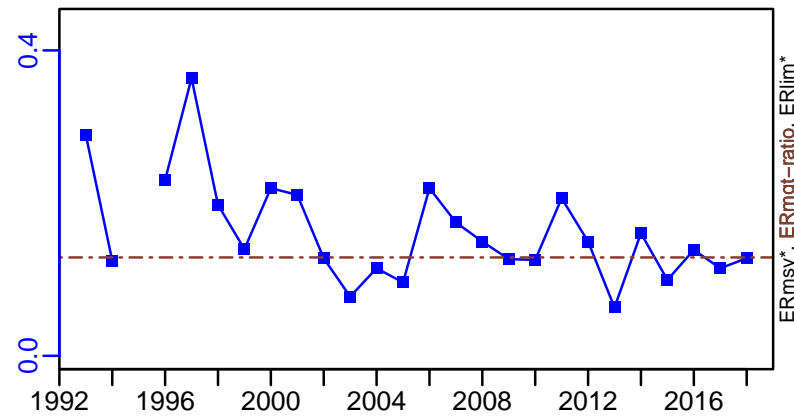
TN *



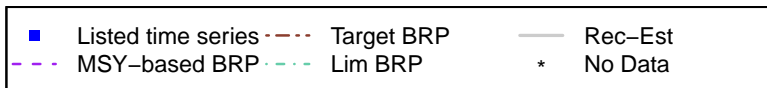
F-relative (1993–2019–ICESIMP2021–2)



ER-ratio (1993–2018–ICESIMP2021)

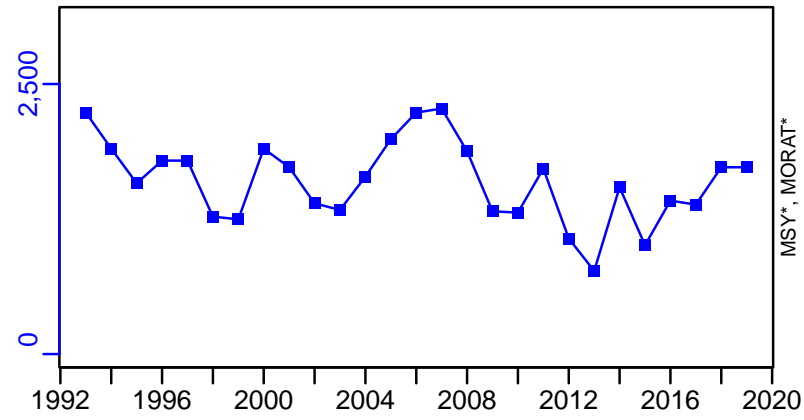


Recruits*




Norway lobster Moray Firth (FU 9) [NEPHFU9]

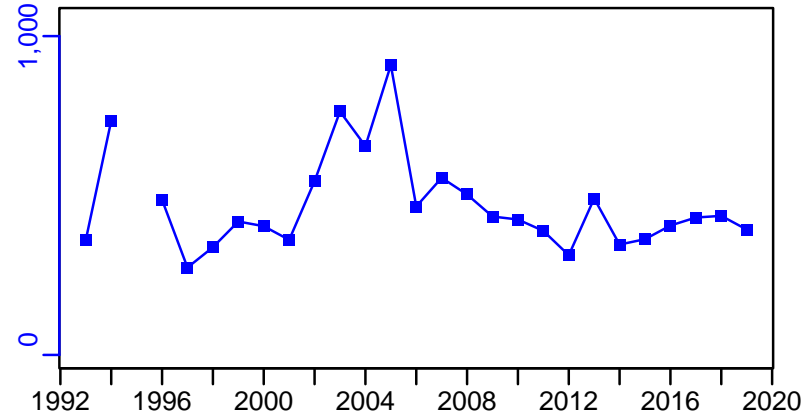
TL-MT, TC*, RecC* (1993-2019-ICESIMP2021-2)




TAC*, Cpair*, Cadv*



survB-E00 (1993-2019-ICESIMP2021-2)



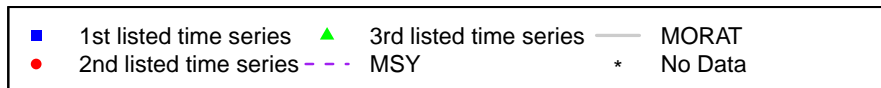
CPUE*



EFFORT*



CdivMSY*




Norway lobster North Sea [NEPHIV]

Metadata	
Scientific Name	Nephrops norvegicus
Current Assess ID	WGNSSK-NEPHIV-2010-2019-ICESIMP2021-2
Area	North Sea
Management Authority	International Council for the Exploration of the Sea
Assessor	Working Group on the Assessment of Demersal Stocks in the North Sea and Skagerrak
Asmts in RAM	2014, 2016, 2019


Reference Points			
Type	ID	Asmt Year	Value
TBmsy	-	-	-
SSBmsy	-	-	-
Fmsy	-	-	-
ERmsy	-	-	-
TBmgt	-	-	-
SSBmgt	-	-	-
Fmgt	-	-	-
ERmgt	-	-	-
TB0	-	-	-
SSB0	-	-	-
MSY	-	-	-
M	-	-	-
TBlim	-	-	-
SSBlim	-	-	-
Flim	-	-	-
ERlim	-	-	-

Time Series					
Type	ID	Asmt Year	Curr Value	Sex	Age
TB	-	-	-	-	-
SSB	-	-	-	-	-
TN	-	-	-	-	-
R	-	-	-	-	-
F	-	-	-	-	-
ER	-	-	-	-	-
TC	-	-	-		
TL	TL-MT	2019	724		
TB/TBmsy	-	-	-		
SSB/SSBmsy	-	-	-		
F/Fmsy	-	-	-		
ER/ERmsy	-	-	-		
TB/TBmgt	-	-	-		
SSB/SSBmgt	-	-	-		
F/Fmgt	-	-	-		
ER/ERmgt	-	-	-		


Kobe MSY*



Kobe MGT*



Spawner Recruit*




Production*




◆ Start Year ◆ End Year * No Data

Norway lobster North Sea [NEPHIV]


TB*




SSB*




TN *



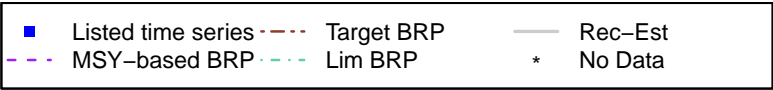

F*



ER*

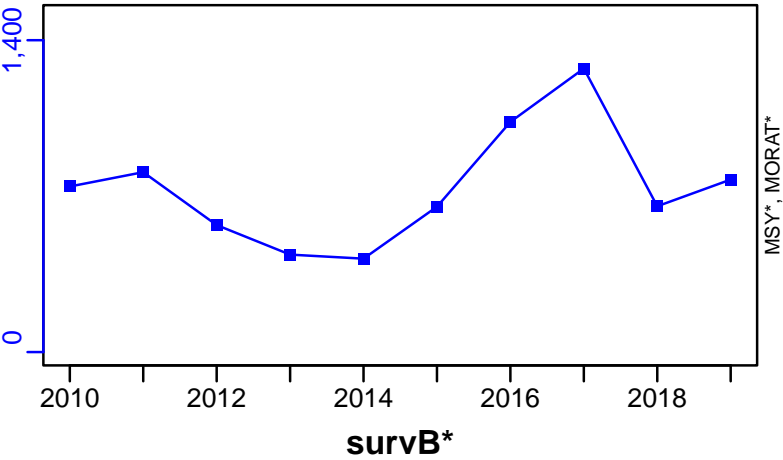


Recruits*




Norway lobster North Sea [NEPHIV]


TL-MT, TC*, RecC* (2010-2019-ICESIMP2021-2)




TAC*, Cpair*, Cadv*



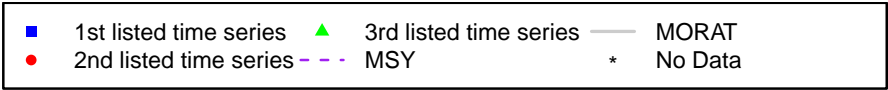

CPUE*



EFFORT*



CdivMSY*


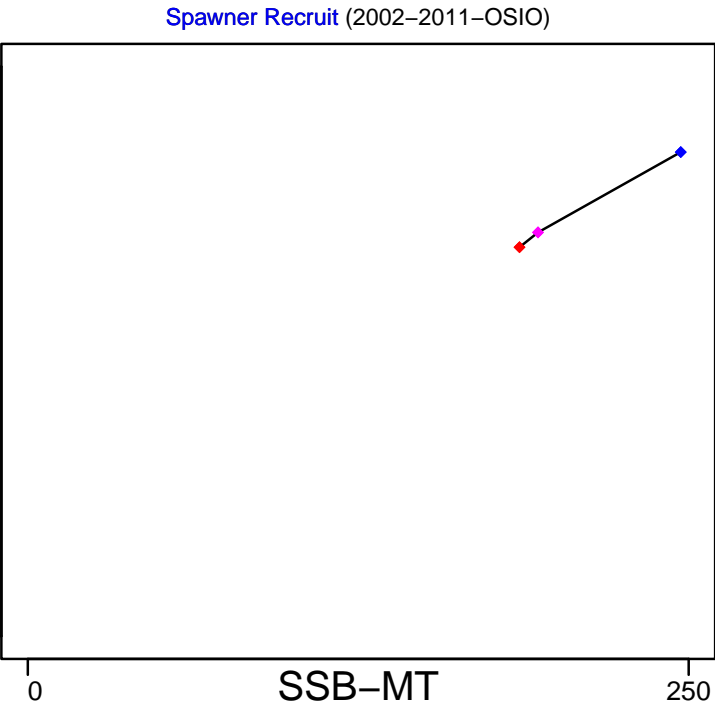




Norway lobster Northern Alboran Sea [NEPHMEDGSA1]

Metadata	
Scientific Name	Nephrops norvegicus
Current Assess ID	STECF-NEPHMEDGSA1-2002-2011-OSIO
Area	Northern Alboran Sea
Management Authority	General Fisheries Council for the Mediterranean, DG MARE, and national states
Assessor	Scientific, Technical and Economic Committee for Fisheries
Asmts in RAM	2011

Reference Points			
Type	ID	Asmt Year	Value
TBmsy	-	-	-
SSBmsy	-	-	-
Fmsy	-	-	-
ERmsy	-	-	-
TBmgt	-	-	-
SSBmgt	-	-	-
Fmgt	Fmgt-1/yr	2011	0.2
ERmgt	-	-	-
TB0	-	-	-
SSB0	-	-	-
MSY	-	-	-
M	-	-	-
TBlim	-	-	-
SSBlim	-	-	-
Flim	-	-	-
ERlim	-	-	-


Time Series					
Type	ID	Asmt Year	Curr Value	Sex	Age
TB	-	-	-	-	-
SSB	SSB-MT	2011	186	-	4+
TN	-	-	-	-	-
R	R-E00	2011	6,830,000	-	-
F	F-1/yr	2011	0.33	-	-
ER	-	-	-	-	-
TC	TC-MT	2011	75		
TL	-	-	-		
TB/TBmsy	-	-	-		
SSB/SSBmsy	-	-	-		
F/Fmsy	-	-	-		
ER/ERmsy	-	-	-		
TB/TBmgt	-	-	-		
SSB/SSBmgt	-	-	-		
F/Fmgt	F-1/yr/Fmgt-1/yr	2011	1.65		
ER/ERmgt	-	-	-		



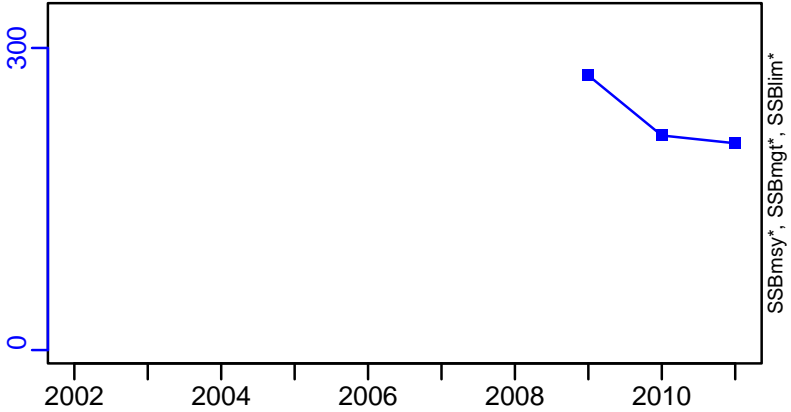
◆ Start Year ◆ End Year * No Data

Norway lobster Northern Alboran Sea [NEPHMEDGSA1]


TB*



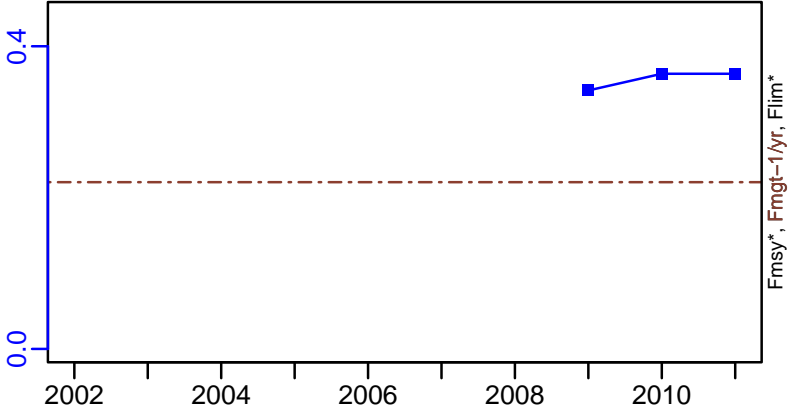
SSB-MT (2002–2011–OSIO)




TN *



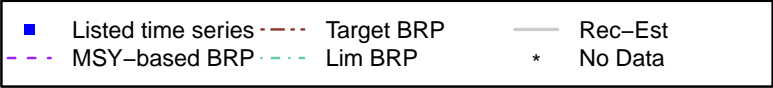
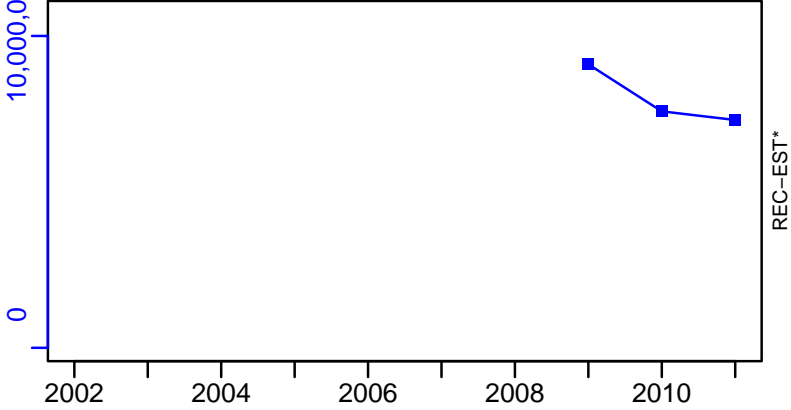
F-1/yr (2002–2011–OSIO)



ER*

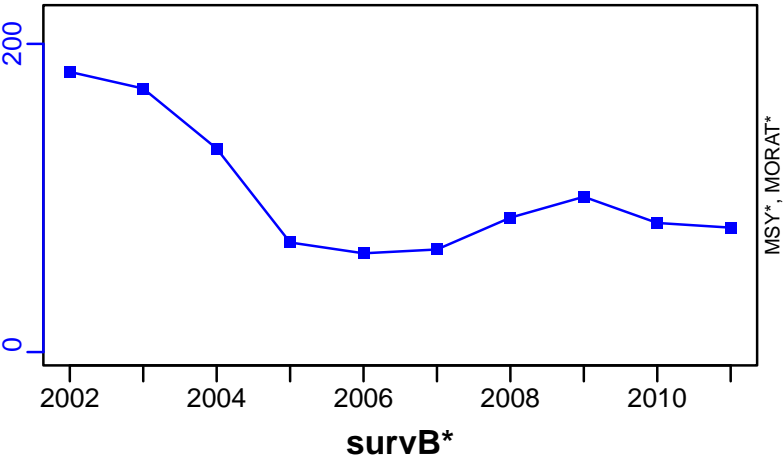


R-E00 (2002–2011–OSIO)




Norway lobster Northern Alboran Sea [NEPHMEDGSA1]


TC-MT, TL*, RecC* (2002-2011-OSIO)




TAC*, Cpair*, Cadv*



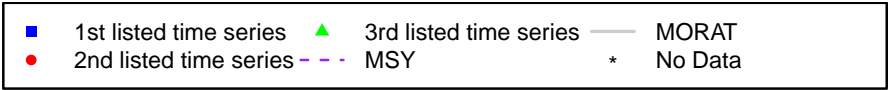

CPUE*



EFFORT*



CdivMSY*



Norway lobster Sardinia [NEPHMEDGSA11]

Metadata	
Scientific Name	Nephrops norvegicus
Current Assess ID	STECF-NEPHMEDGSA11-2005-2015-OSIO
Area	Sardinia
Management Authority	General Fisheries Council for the Mediterranean, DG MARE, and national states
Assessor	Scientific, Technical and Economic Committee for Fisheries
Asmts in RAM	2015

Reference Points			
Type	ID	Asmt Year	Value
TBmsy	-	-	-
SSBmsy	-	-	-
Fmsy	-	-	-
ERmsy	-	-	-
TBmgt	-	-	-
SSBmgt	-	-	-
Fmgt	Fmgt-1/yr	2015	0.19
ERmgt	-	-	-
TB0	-	-	-
SSB0	-	-	-
MSY	-	-	-
M	-	-	-
TBlim	-	-	-
SSBlim	-	-	-
Flim	-	-	-
ERlim	-	-	-

Time Series					
Type	ID	Asmt Year	Curr Value	Sex	Age
TB	TB-MT	2015	75	-	-
SSB	SSB-MT	2015	39	Both	-
TN	-	-	-	-	-
R	R-E00	2015	1,370,000	-	-
F	F-1/yr	2015	0.393	-	-
ER	ER-calc-ratio	2015	0.244	-	-
TC	TC-MT	2015	18		
TL	TL-MT	2015	18		
TB/TBmsy	-	-	-		
SSB/SSBmsy	-	-	-		
F/Fmsy	-	-	-		
ER/ERmsy	-	-	-		
TB/TBmgt	-	-	-		
SSB/SSBmgt	-	-	-		
F/Fmgt	F-1/yr/Fmgt-1/yr	2015	2.068		
ER/ERmgt	-	-	-		

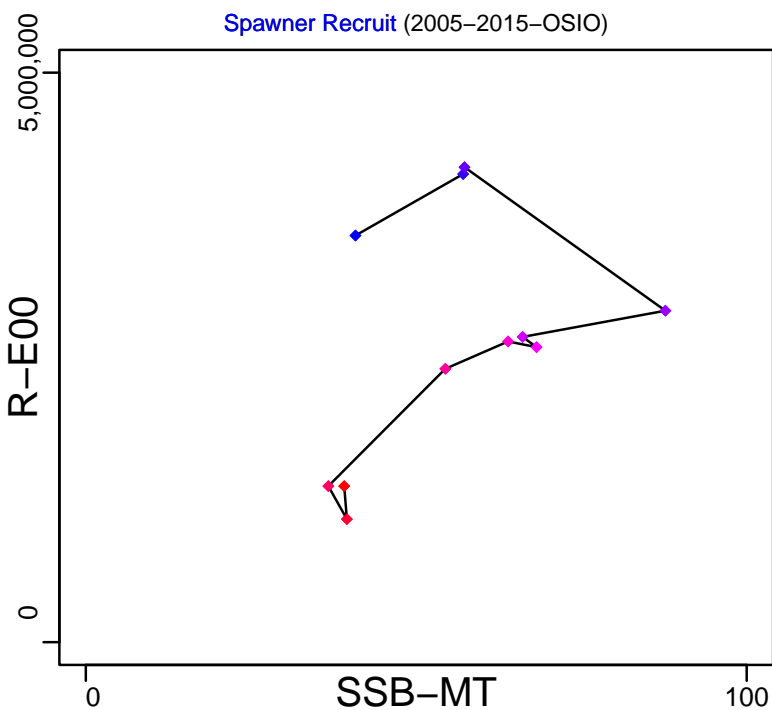
Kobe MSY*



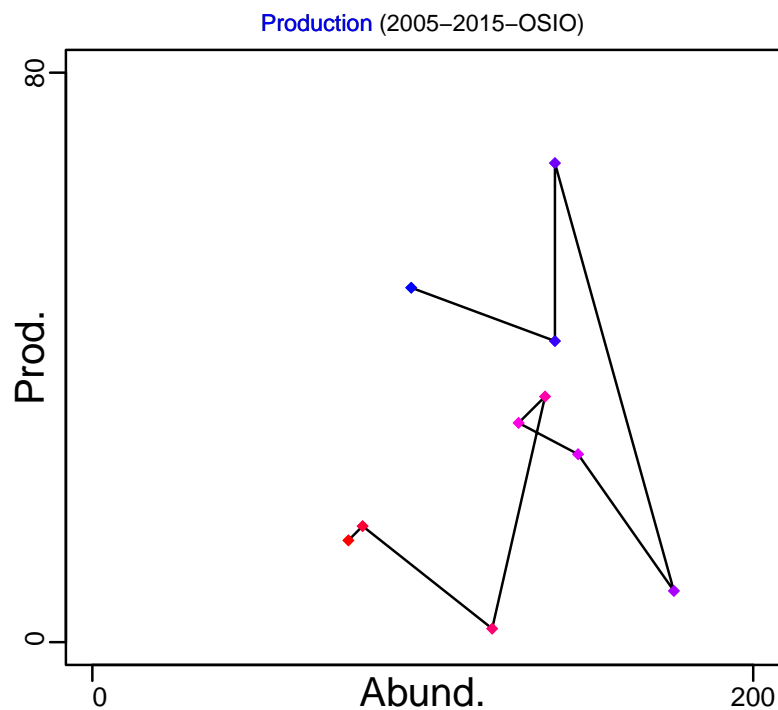
Kobe MGT*



Spawner Recruit (2005–2015–OSIO)



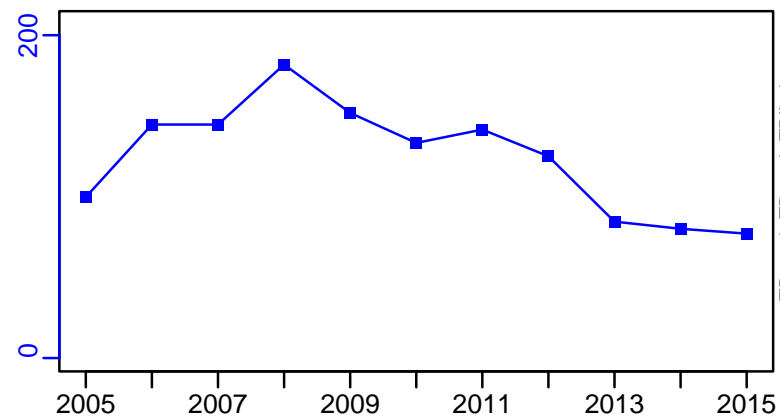
Production (2005–2015–OSIO)



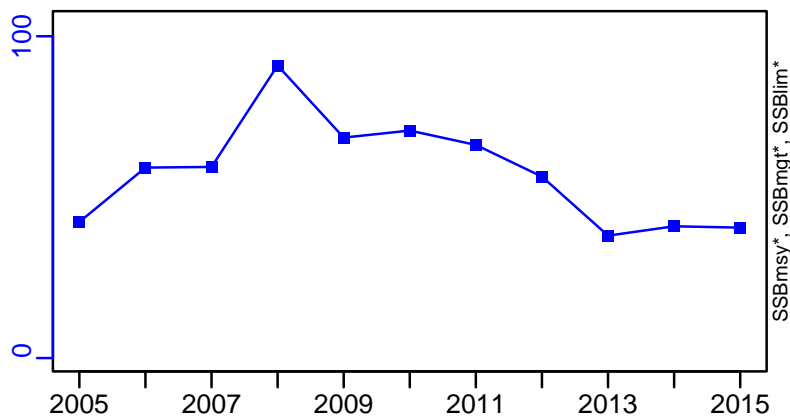
◆ Start Year ◆ End Year * No Data

Norway lobster Sardinia [NEPHMEDGSA11]

TB-MT (2005-2015-OSIO)



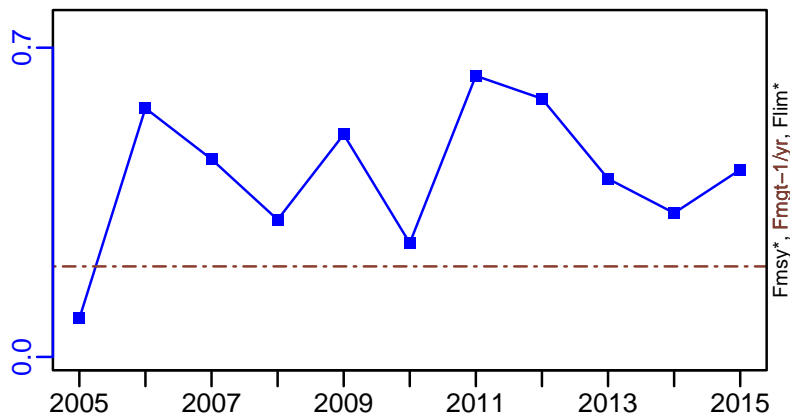
SSB-MT (2005-2015-OSIO)



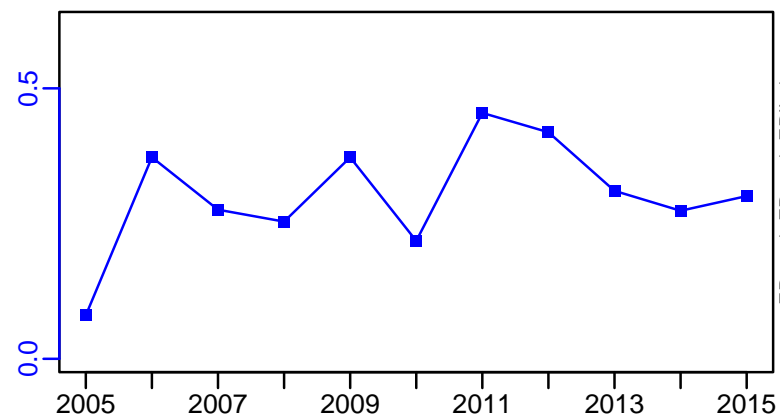
TN *



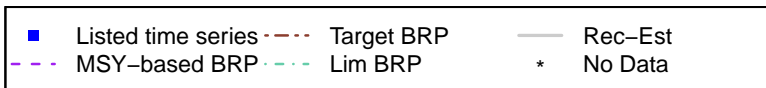
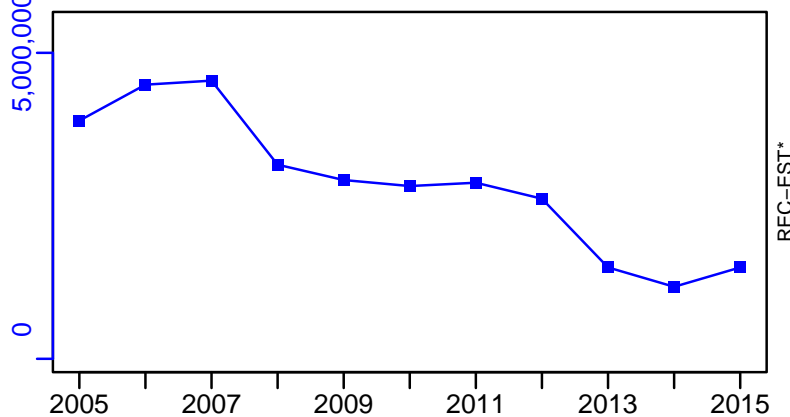
F-1/yr (2005-2015-OSIO)



ER-calc-ratio (2005-2015-OSIO)



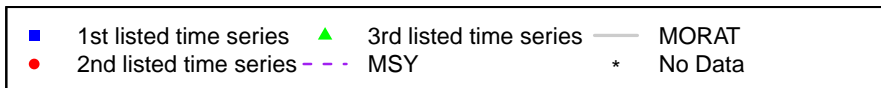





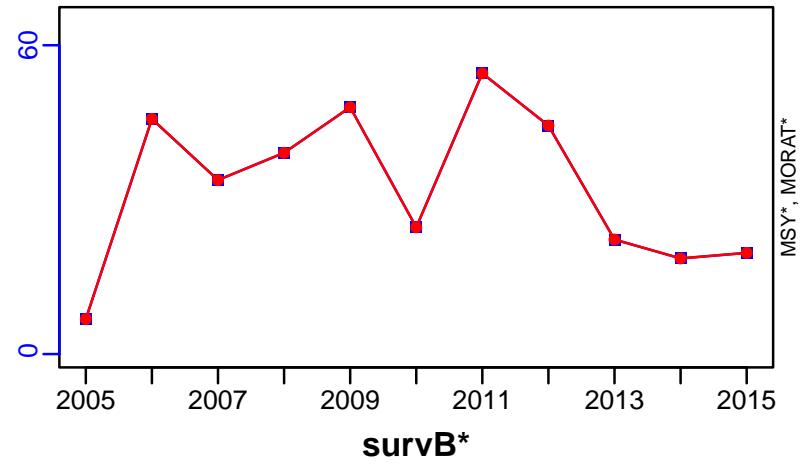
R-E00 (2005-2015-OSIO)



Norway lobster Sardinia [NEPHMEDGSA11]

TC-MT, TL-MT, RecC* (2005–2015–OSIO)

TAC*, Cpair*, Cadv*



Norway lobster Malta Island and South of Sicily (GSA 15, 16) [NEPHMEDGSA15-16]

Metadata	
Scientific Name	Nephrops norvegicus
Current Assess ID	STECF-NEPHMEDGSA15-16-2003-2021-HIVELY
Area	Malta Island and South of Sicily (GSA 15, 16)
Management Authority	General Fisheries Council for the Mediterranean, DG MARE, and national states
Assessor	Scientific, Technical and Economic Committee for Fisheries
Asmts in RAM	2012, 2021

Reference Points			
Type	ID	Asmt Year	Value
TBmsy	-	-	-
SSBmsy	-	-	-
Fmsy	Fmsy-pr-1/yr	2021	0.1
ERmsy	-	-	-
TBmgt	-	-	-
SSBmgt	-	-	-
Fmgt	Fmgt-1/yr	2012	0.2
ERmgt	-	-	-
TB0	-	-	-
SSB0	-	-	-
MSY	-	-	-
M	-	-	-
TBlim	-	-	-
SSBlim	-	-	-
Flim	-	-	-
ERlim	-	-	-

Time Series					
Type	ID	Asmt Year	Curr Value	Sex	Age
TB	-	-	-	-	-
SSB	SSB-MT	2021	485	-	-
TN	-	-	-	-	-
R	R-E00	2021	9,484,000	-	2
F	F-1/yr	2021	0.2	-	8-Feb
ER	-	-	-	-	-
TC	TC-MT	2021	148		
TL	-	-	-		
TB/TBmsy	-	-	-		
SSB/SSBmsy	-	-	-		
F/Fmsy	F-1/yr/Fmsy-pr-1/yr	2021	2		
ER/ERmsy	-	-	-		
TB/TBmgt	-	-	-		
SSB/SSBmgt	-	-	-		
F/Fmgt	F-1/yr/Fmgt-1/yr	2012	0.75		
ER/ERmgt	-	-	-		

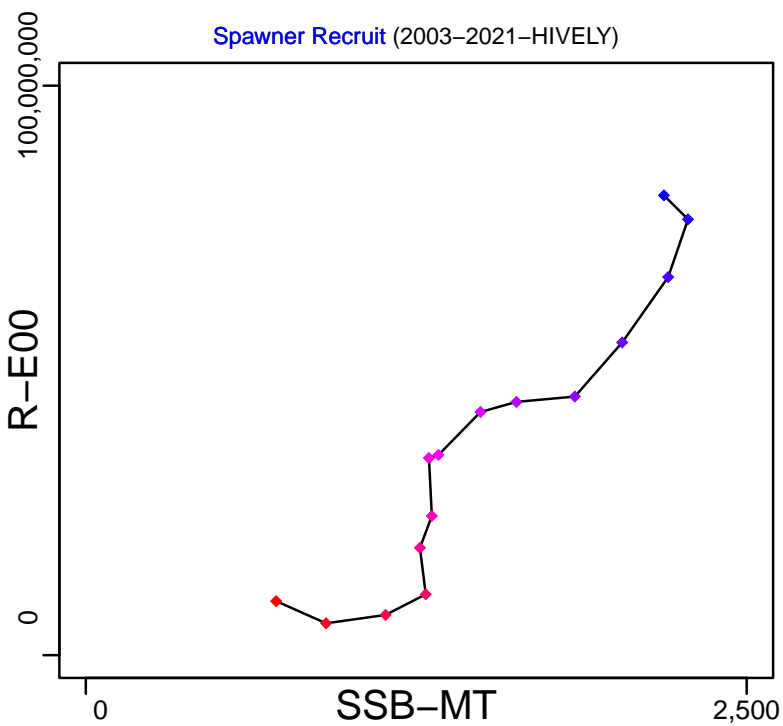
Kobe MSY*



Kobe MGT*



Spawner Recruit (2003–2021–HIVELY)




Production*



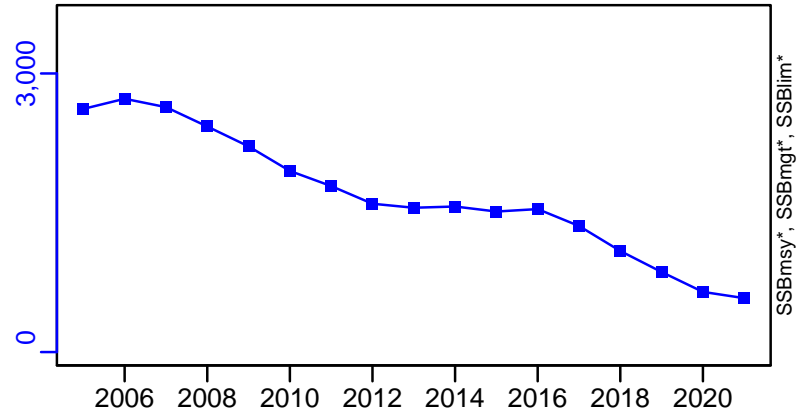
◆ Start Year ◆ End Year * No Data

Norway lobster Malta Island and South of Sicily (GSA 15, 16) [NEPHMEDGSA15-16]


TB*



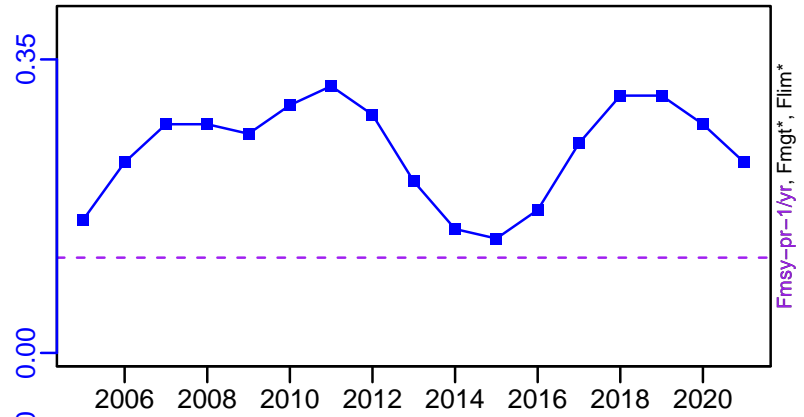
SSB-MT (2003-2021-HIVELY)




TN *



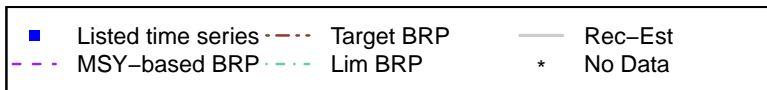
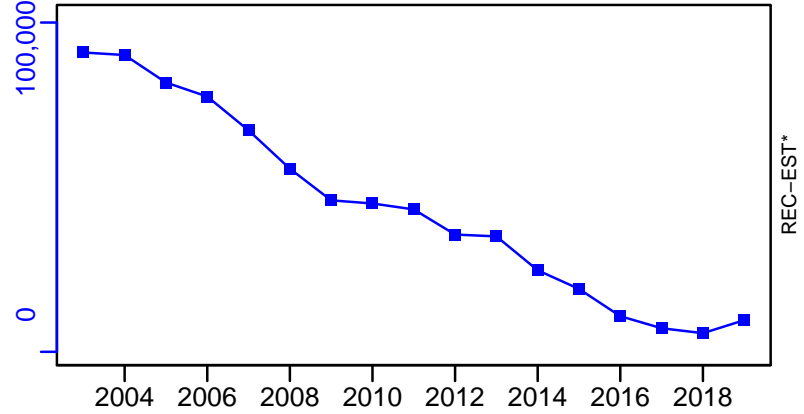
F-1/yr (2003-2021-HIVELY)



ER*

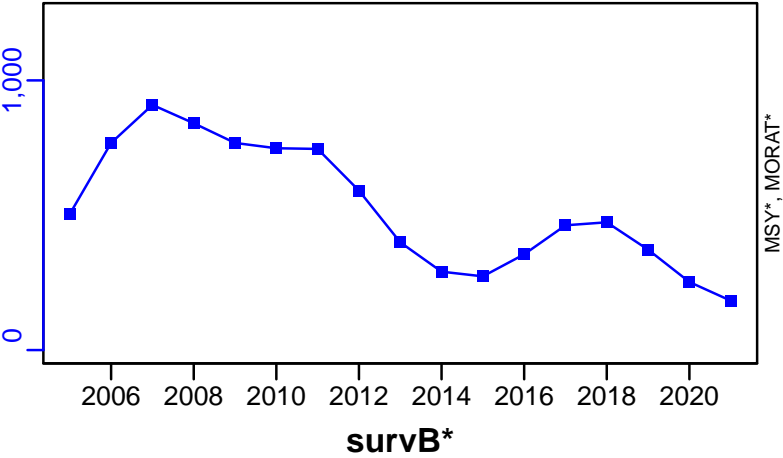


R-E00 (2003-2021-HIVELY)




Norway lobster Malta Island and South of Sicily (GSA 15, 16) [NEPHMEDGSA15-16]


TC-MT, TL*, RecC* (2003-2021-HIVELY)




TAC*, Cpair*, Cadv*




CPUE*



EFFORT*



CdivMSY*



Norway lobster Adriatic Sea (GSA 17,18) [NEPHMEDGSA17-18]

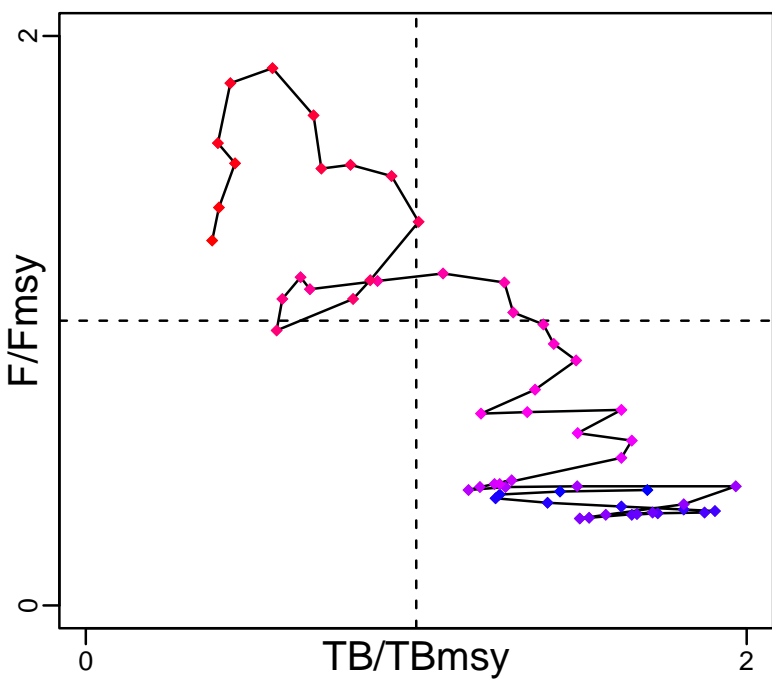
Metadata	
Scientific Name	Nephrops norvegicus
Current Assess ID	STECF-NEPHMEDGSA17-18-1970-2019-MEDIMP2021-2
Area	Adriatic Sea (GSA 17,18)
Management Authority	General Fisheries Council for the Mediterranean, DG MARE, and national states
Assessor	Scientific, Technical and Economic Committee for Fisheries
Asmts in RAM	2015, 2019

Reference Points			
Type	ID	Asmt Year	Value
TBmsy	TBmsy-MT	2015	6355
SSBmsy	-	-	-
Fmsy	Fmsy-1/yr	2019	0.363
ERmsy	-	-	-
TBmgt	TBmgt-MT	2015	6355
SSBmgt	-	-	-
Fmgt	Fmgt-1/yr	2019	0.363
ERmgt	-	-	-
TB0	-	-	-
SSB0	-	-	-
MSY	-	-	-
M	-	-	-
TBlim	-	-	-
SSBlim	-	-	-
Flim	-	-	-
ERlim	-	-	-

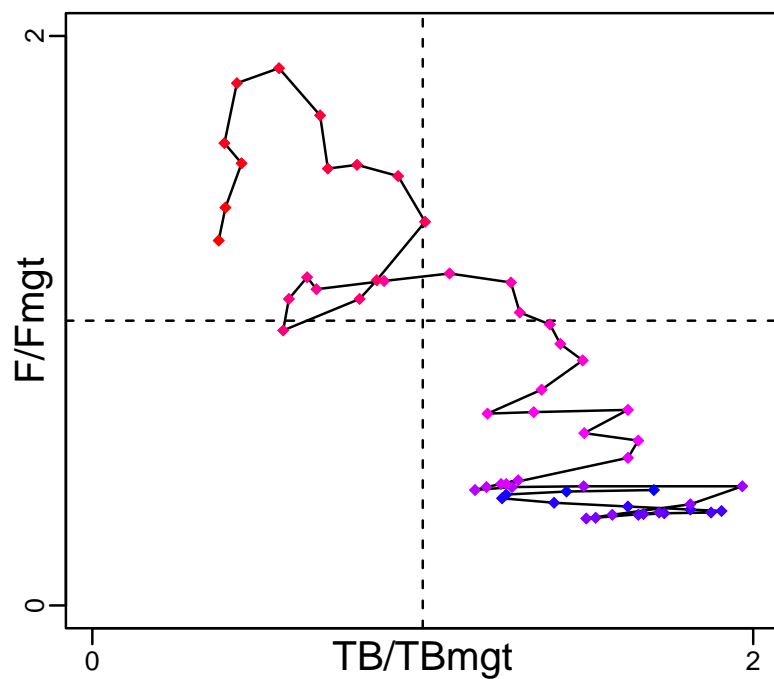
Time Series					
Type	ID	Asmt Year	Curr Value	Sex	Age
TB	TB-MT	2015	2430	-	-
SSB	-	-	-	-	-
TN	-	-	-	-	-
R	-	-	-	-	-
F	F-1/yr	2019	0.4	-	-
ER	ER-calc-ratio	2015	0.49	-	-
TC	TC-MT	2019	1319		
TL	TL-MT	2015	1190		
TB/TBmsy	TB-MT/TBmsy-MT	2015	0.382		
SSB/SSBmsy	-	-	-		
F/Fmsy	F-1/yr/Fmsy-1/yr	2019	1.102		
ER/ERmsy	-	-	-		
TB/TBmgt	TB-MT/TBmgt-MT	2015	0.382		
SSB/SSBmgt	-	-	-		
F/Fmgt	F-1/yr/Fmgt-1/yr	2019	1.102		
ER/ERmgt	-	-	-		

Norway lobster Adriatic Sea (GSA 17,18) [NEPHMEDGSA17-18]

Kobe MSYpref (1960-2015-OSIO)



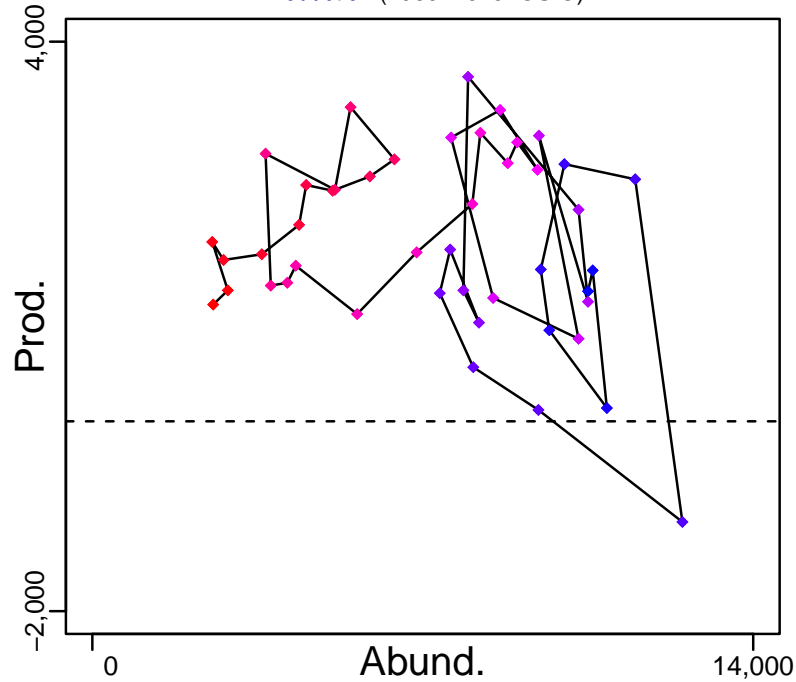
Kobe MGTpref (1960-2015-OSIO)



Spawner Recruit*

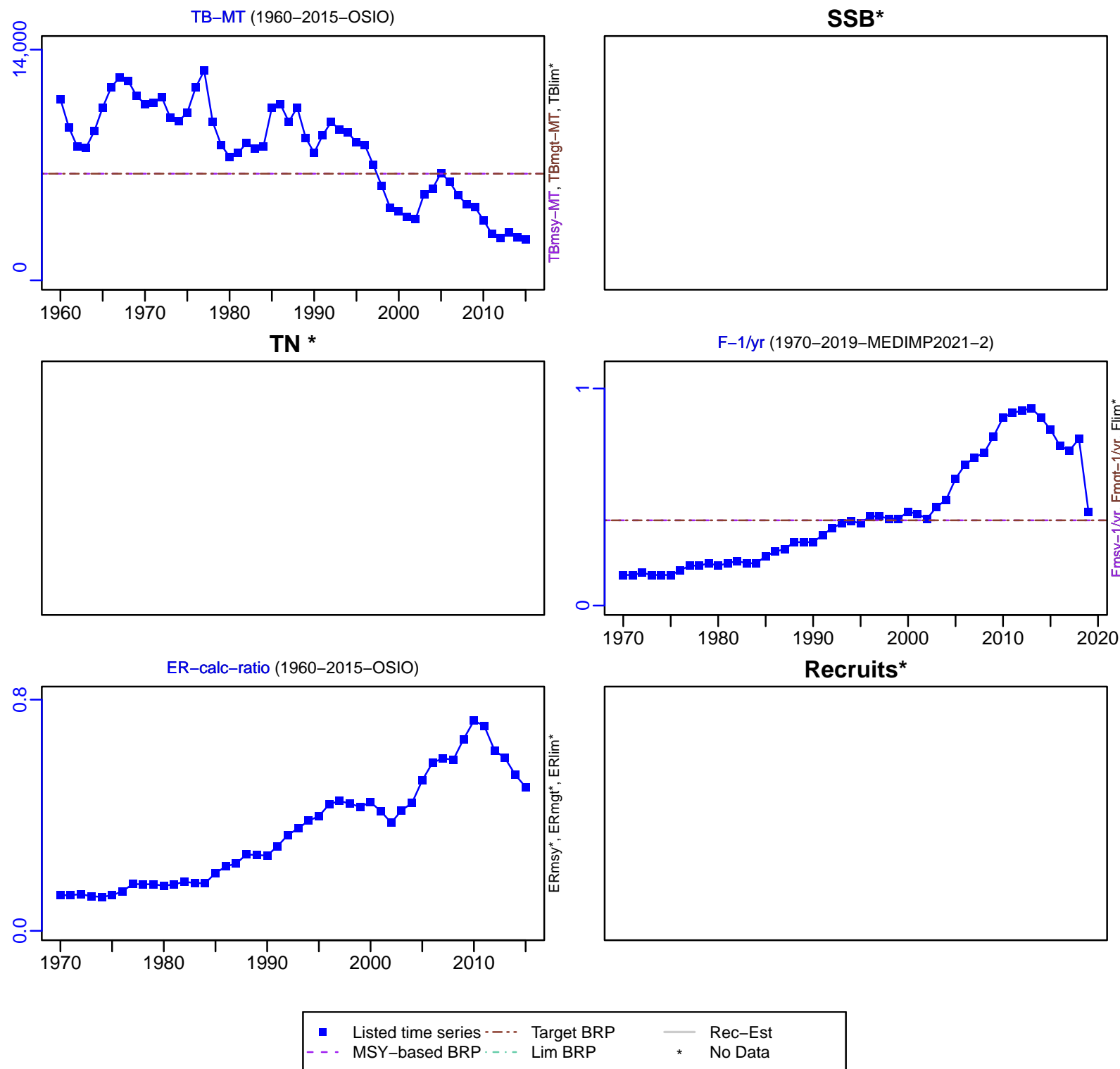


Production (1960-2015-OSIO)



◆ Start Year ◆ End Year * No Data

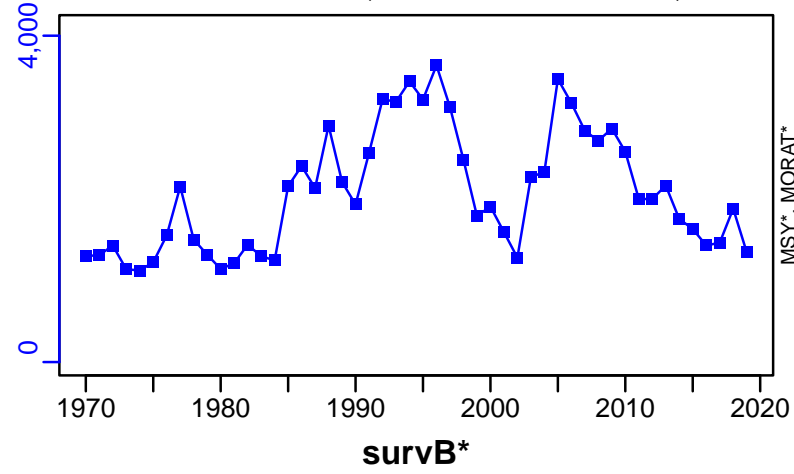
Norway lobster Adriatic Sea (GSA 17,18) [NEPHMEDGSA17-18]



Norway lobster Adriatic Sea (GSA 17,18) [NEPHMEDGSA17-18]

TC-MT, TL*, RecC* (1970-2019-MEDIMP2021-2)

TAC*, Cpair*, Cadv*



CPUE*

EFFORT*

CdivMSY*

■ 1st listed time series
 ▲ 3rd listed time series
 — MORAT
 ● 2nd listed time series
 - - MSY
 * No Data


Norway lobster Balearic Island [NEPHMEDGSA5]

Metadata	
Scientific Name	Nephrops norvegicus
Current Assess ID	STECF-NEPHMEDGSA5-2002-2013-OSIO
Area	Balearic Island
Management Authority	General Fisheries Council for the Mediterranean, DG MARE, and national states
Assessor	Scientific, Technical and Economic Committee for Fisheries
Asmts in RAM	2011, 2013


Reference Points			
Type	ID	Asmt Year	Value
TBmsy	-	-	-
SSBmsy	-	-	-
Fmsy	-	-	-
ERmsy	-	-	-
TBmgt	-	-	-
SSBmgt	-	-	-
Fmgt	Fmgt-1/yr	2013	0.17
ERmgt	-	-	-
TB0	-	-	-
SSB0	-	-	-
MSY	-	-	-
M	-	-	-
TBlim	-	-	-
SSBlim	-	-	-
Flim	-	-	-
ERlim	-	-	-

Time Series					
Type	ID	Asmt Year	Curr Value	Sex	Age
TB	TB-MT	2011	100	-	-
SSB	SSB-MT	2013	31	-	4+
TN	-	-	-	-	-
R	R-E00	2013	1,620,000	-	-
F	F-1/yr	2013	0.287	-	-
ER	ER-calc-ratio	2011	0.321	-	-
TC	TC-MT	2013	10		
TL	TL-MT	2011	32		
TB/TBmsy	-	-	-		
SSB/SSBmsy	-	-	-		
F/Fmsy	-	-	-		
ER/ERmsy	-	-	-		
TB/TBmgt	-	-	-		
SSB/SSBmgt	-	-	-		
F/Fmgt	F-1/yr/Fmgt-1/yr	2013	1.688		
ER/ERmgt	-	-	-		

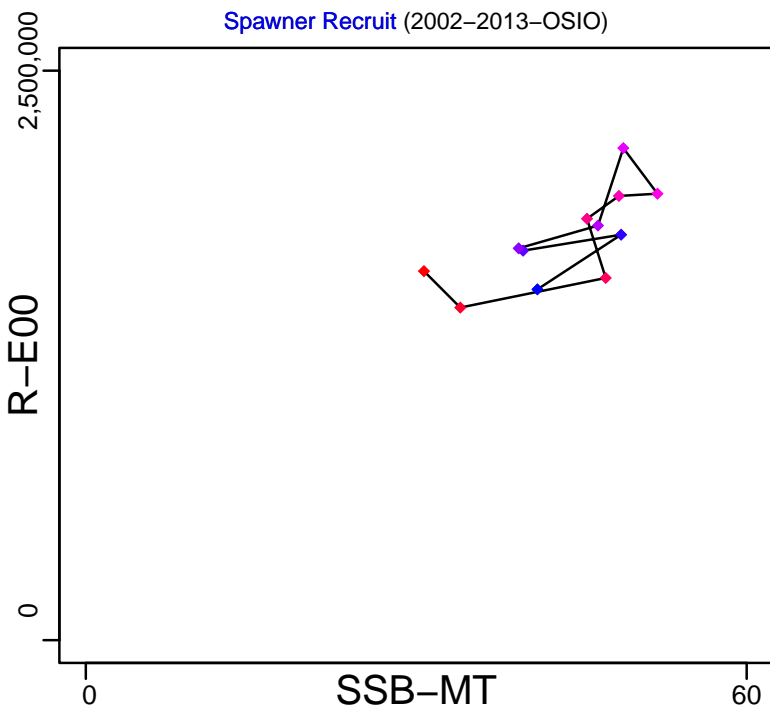
Kobe MSY*



Kobe MGT*



Spawner Recruit (2002–2013–OSIO)



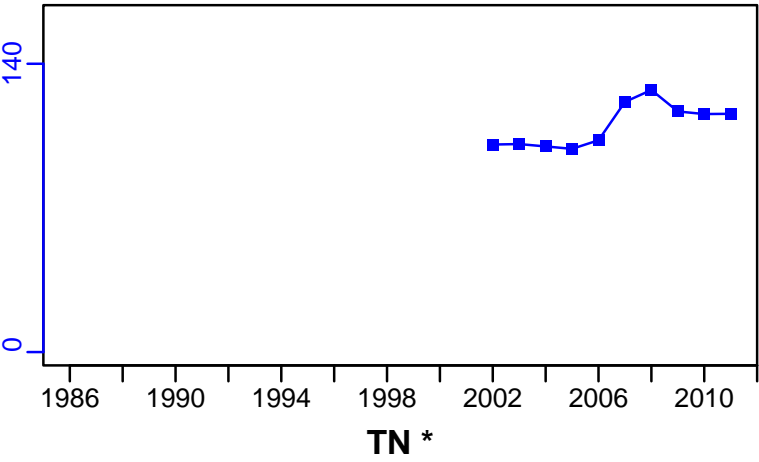
Production*



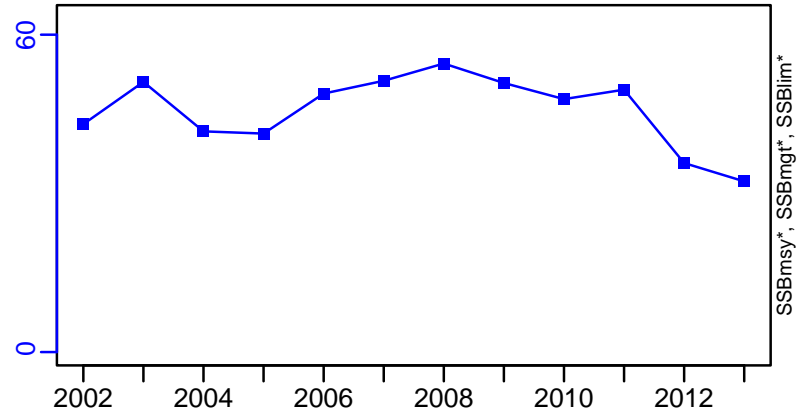
◆ Start Year ◆ End Year * No Data

Norway lobster Balearic Island [NEPHMEDGSA5]


TB-MT (1986–2011–BANOB)



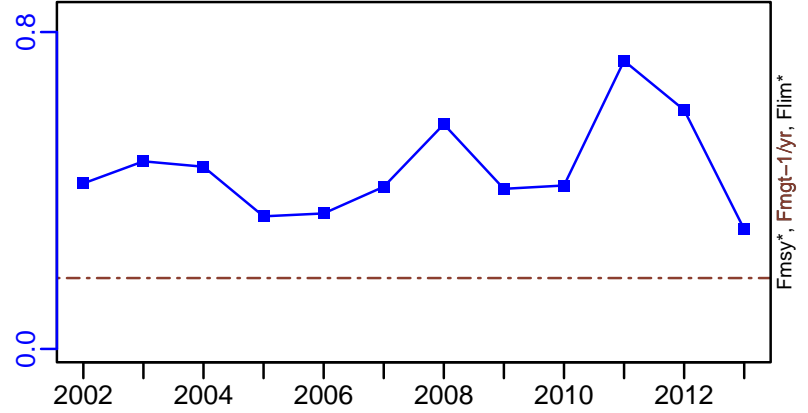
SSB-MT (2002–2013–OSIO)



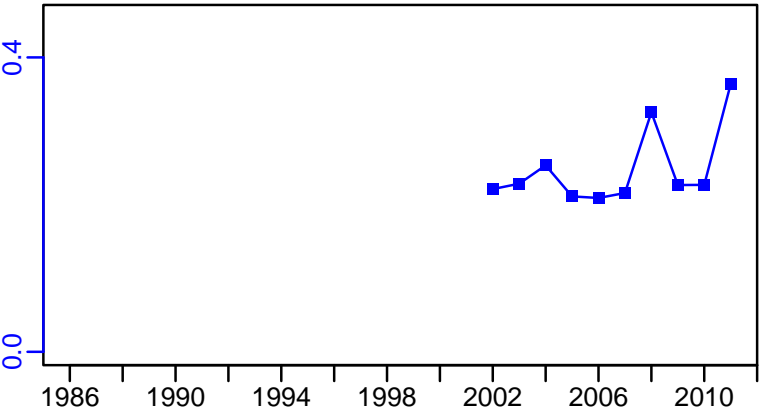
TN *



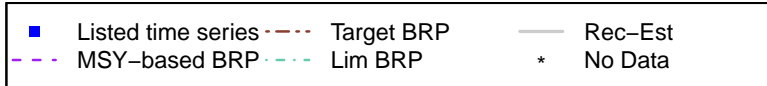
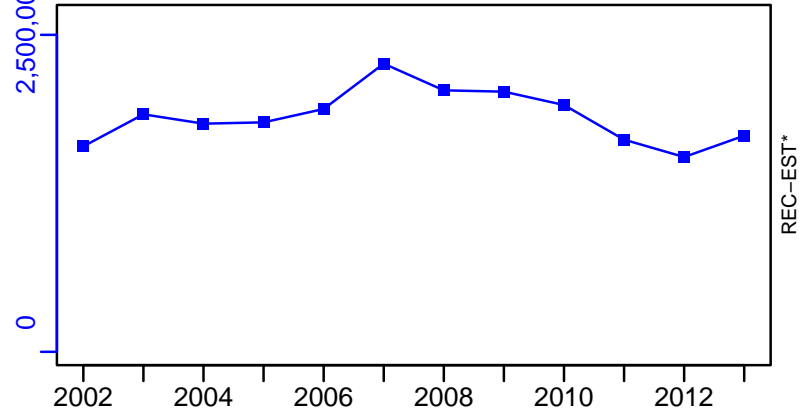
F-1/yr (2002–2013–OSIO)



ER-calc-ratio (1986–2011–BANOB)

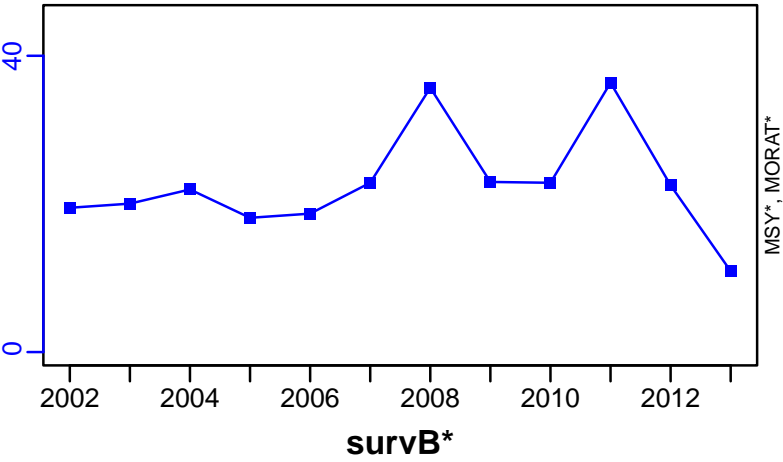


R-E00 (2002–2013–OSIO)




Norway lobster Balearic Island [NEPHMEDGSA5]


TC-MT, TL*, RecC* (2002–2013–OSIO)




TAC*, Cpair*, Cadv*



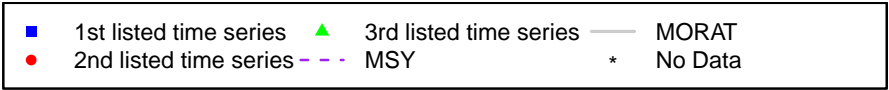

CPUE*



EFFORT*



CdivMSY*




Norway lobster Northern Spain [NEPHMEDGSA6]

Metadata	
Scientific Name	Nephrops norvegicus
Current Assess ID	STECF-NEPHMEDGSA6-2009-2019-MEDIMP2021-2
Area	Northern Spain
Management Authority	General Fisheries Council for the Mediterranean, DG MARE, and national states
Assessor	Scientific, Technical and Economic Committee for Fisheries
Asmts in RAM	2011, 2015, 2019


Reference Points			
Type	ID	Asmt Year	Value
TBmsy	-	-	-
SSBmsy	-	-	-
Fmsy	-	-	-
ERmsy	-	-	-
TBmgt	-	-	-
SSBmgt	-	-	-
Fmgt	Fmgt-1/yr	2019	0.109
ERmgt	-	-	-
TB0	-	-	-
SSB0	-	-	-
MSY	-	-	-
M	-	-	-
TBlim	-	-	-
SSBlim	-	-	-
Flim	-	-	-
ERlim	-	-	-

Time Series					
Type	ID	Asmt Year	Curr Value	Sex	Age
TB	-	-	-	-	-
SSB	SSB-MT	2019	431	-	-
TN	-	-	-	-	-
R	R-E00	2019	42,451,480	-	-
F	F-1/yr	2019	0.617	-	-
ER	-	-	-	-	-
TC	TC-MT	2019	245		
TL	TL-MT	2015	355		
TB/TBmsy	-	-	-		
SSB/SSBmsy	-	-	-		
F/Fmsy	-	-	-		
ER/ERmsy	-	-	-		
TB/TBmgt	-	-	-		
SSB/SSBmgt	-	-	-		
F/Fmgt	F-1/yr/Fmgt-1/yr	2019	5.644		
ER/ERmgt	-	-	-		

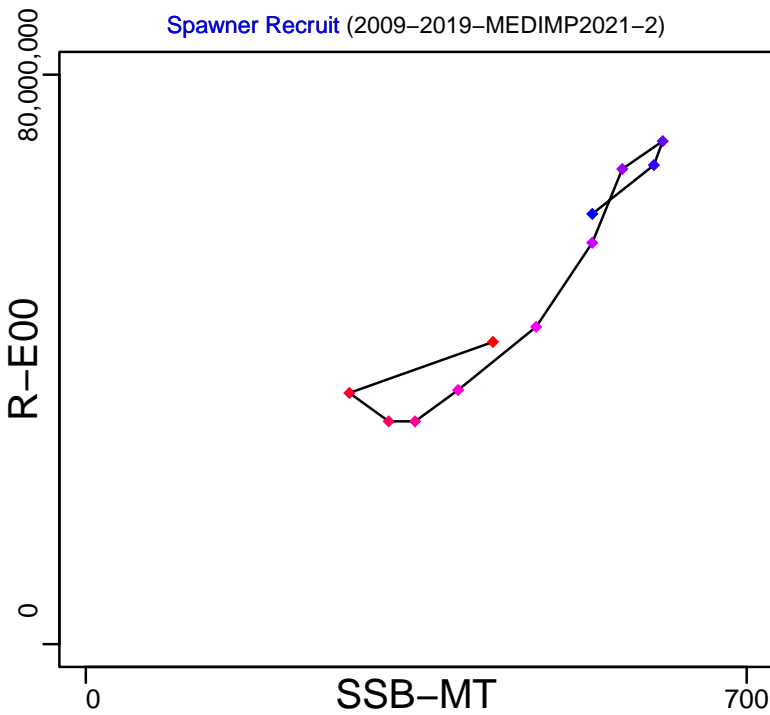
Kobe MSY*




Kobe MGT*



Spawner Recruit (2009–2019–MEDIMP2021–2)




Production*



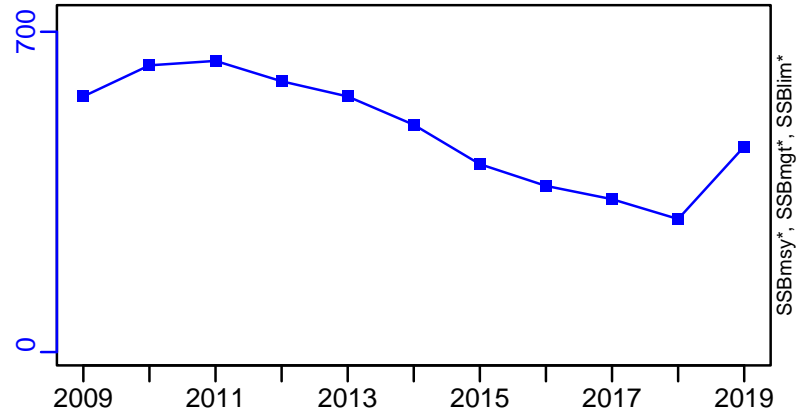
◆ Start Year ◆ End Year * No Data

Norway lobster Northern Spain [NEPHMEDGSA6]


TB*



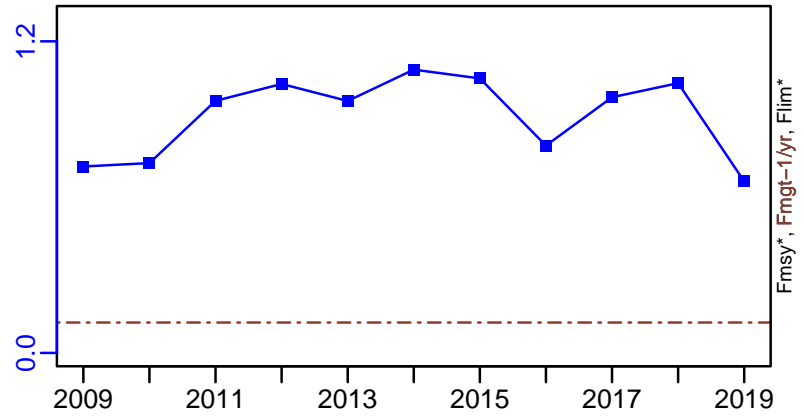
SSB-MT (2009-2019-MEDIMP2021-2)




TN *



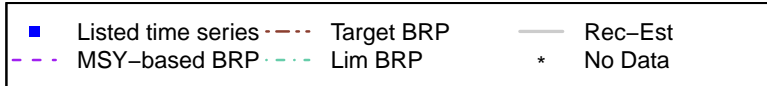
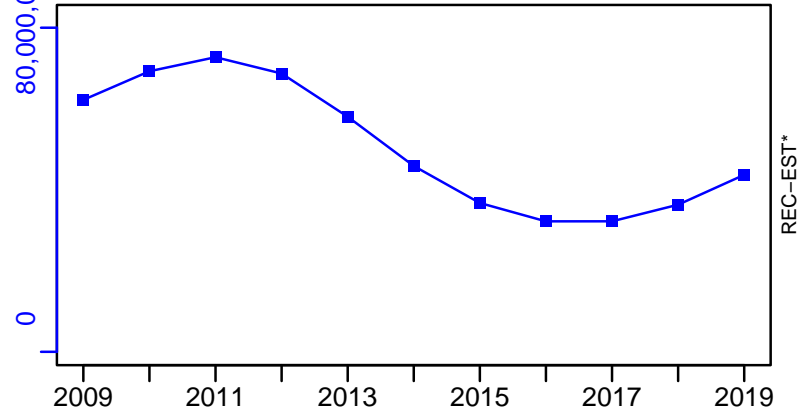
F-1/yr (2009-2019-MEDIMP2021-2)



ER*



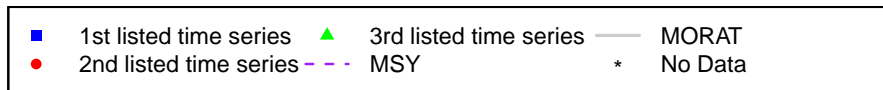





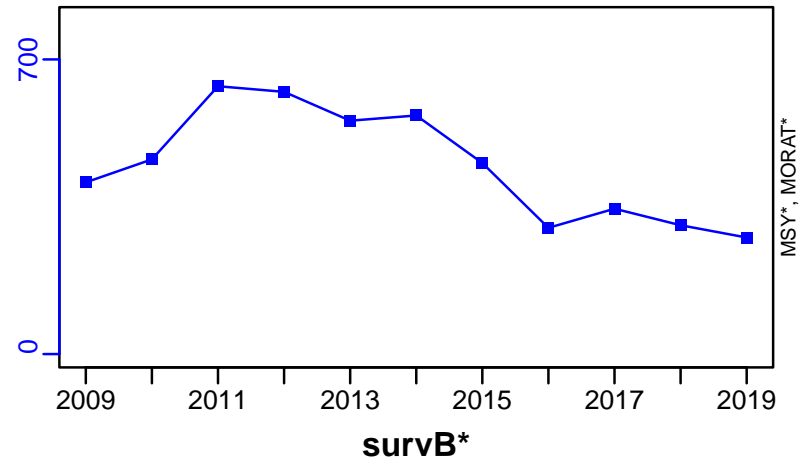
R-E00 (2009-2019-MEDIMP2021-2)



Norway lobster Northern Spain [NEPHMEDGSA6]

TC-MT, TL*, RecC* (2009-2019-MEDIMP2021-2)

TAC*, Cpair*, Cadv*




Norway lobster Ligurian and North Tyrrhenian Sea [NEPHMEDGSA9]

Metadata	
Scientific Name	Nephrops norvegicus
Current Assess ID	STECF-NEPHMEDGSA9-1994-2019-MEDIMP2021-2
Area	Ligurian and North Tyrrhenian Sea
Management Authority	General Fisheries Council for the Mediterranean, DG MARE, and national states
Assessor	Scientific, Technical and Economic Committee for Fisheries
Asmts in RAM	2019, 2015, 2013


Reference Points			
Type	ID	Asmt Year	Value
TBmsy	-	-	-
SSBmsy	-	-	-
Fmsy	-	-	-
ERmsy	-	-	-
TBmgt	-	-	-
SSBmgt	-	-	-
Fmgt	Fmgt-1/yr	2019	0.284
ERmgt	-	-	-
TB0	-	-	-
SSB0	-	-	-
MSY	-	-	-
M	-	-	-
TBlim	-	-	-
SSBlim	-	-	-
Flim	-	-	-
ERlim	-	-	-

Time Series					
Type	ID	Asmt Year	Curr Value	Sex	Age
TB	TB-MT	2015	638	-	-
SSB	SSB-MT	2019	1056	-	-
TN	-	-	-	-	-
R	R-E00	2019	43,411,451	-	-
F	F-1/yr	2019	0.275	-	-
ER	ER-calc-ratio	2015	0.145	-	-
TC	TC-MT	2019	193		
TL	TL-MT	2015	114		
TB/TBmsy	-	-	-		
SSB/SSBmsy	-	-	-		
F/Fmsy	-	-	-		
ER/ERmsy	-	-	-		
TB/TBmgt	-	-	-		
SSB/SSBmgt	-	-	-		
F/Fmgt	F-1/yr/Fmgt-1/yr	2019	0.969		
ER/ERmgt	-	-	-		

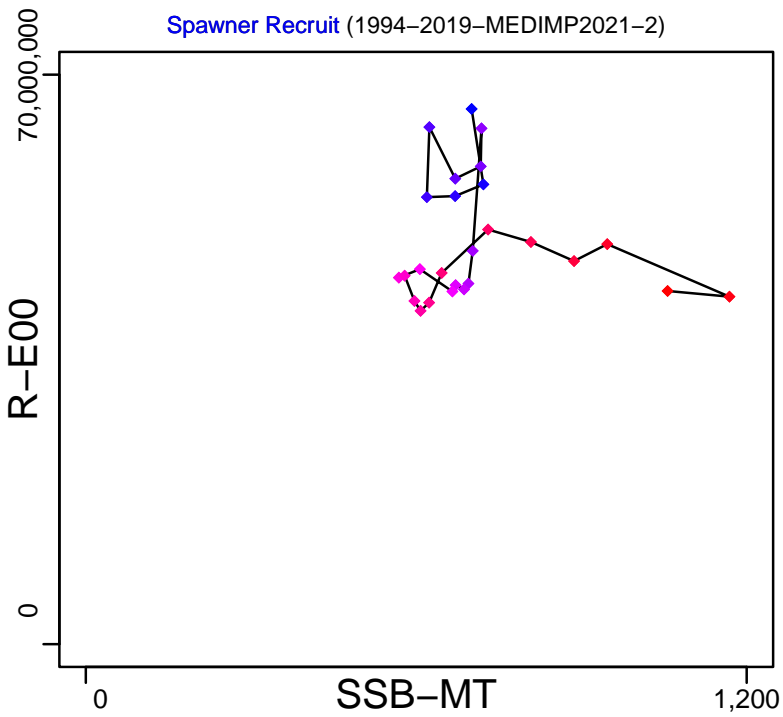
Kobe MSY*



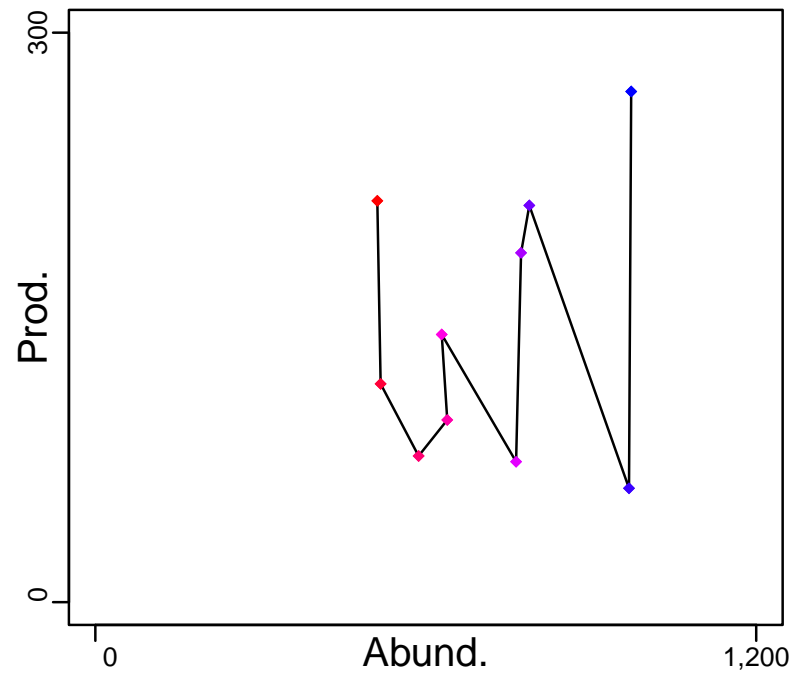
Kobe MGT*



Spawner Recruit (1994–2019–MEDIMP2021–2)



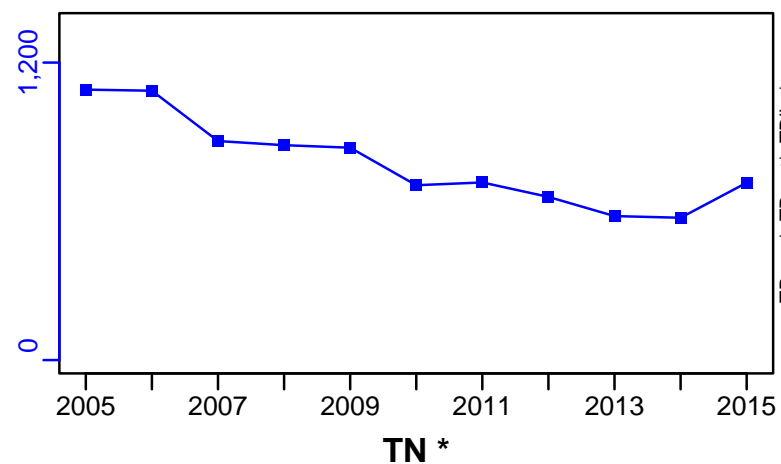
Production (2005–2015–OSIO)



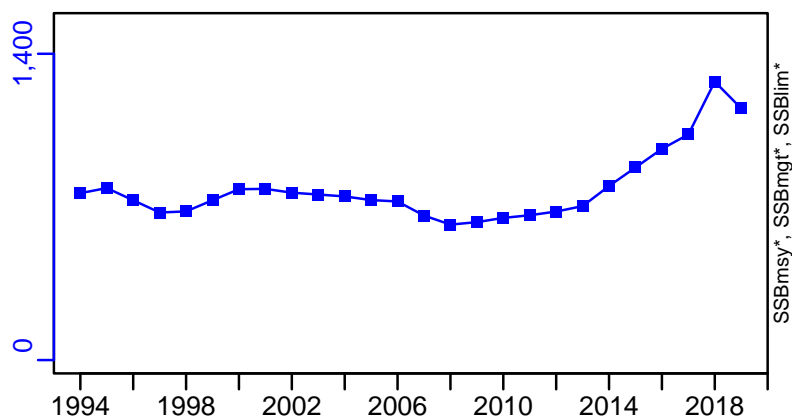
◆ Start Year ◆ End Year * No Data

Norway lobster Ligurian and North Tyrrhenian Sea [NEPHMEDGSA9]

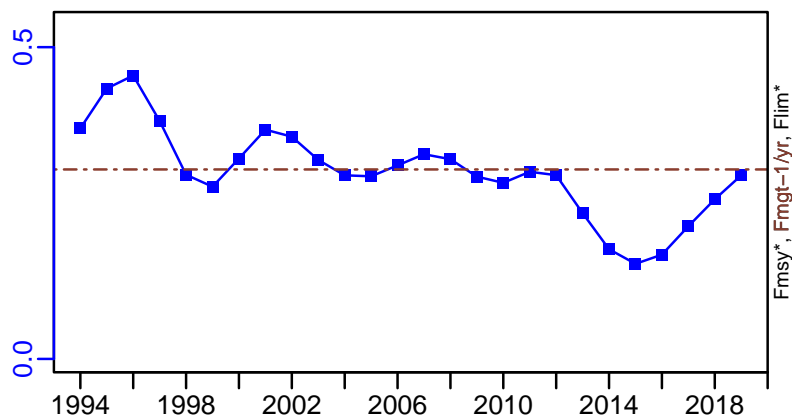
TB-MT (2005–2015–OSIO)



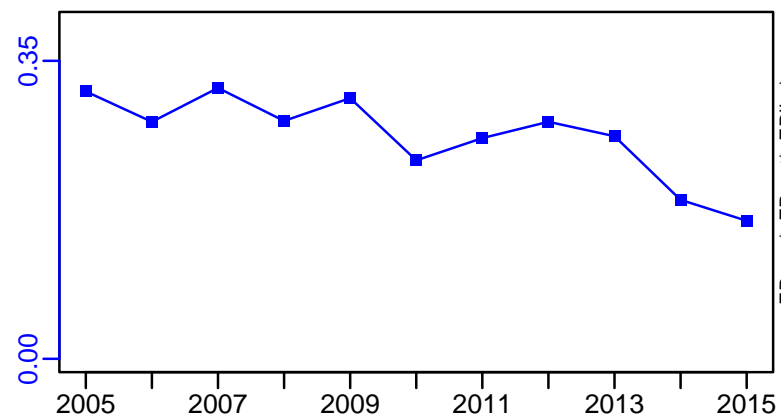
SSB-MT (1994–2019–MEDIMP2021–2)



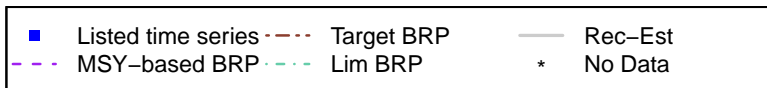
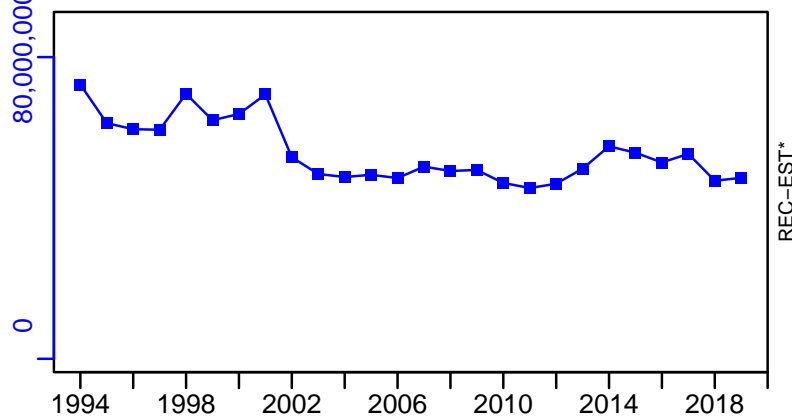
F-1/yr (1994–2019–MEDIMP2021–2)



ER-calc-ratio (2005–2015–OSIO)



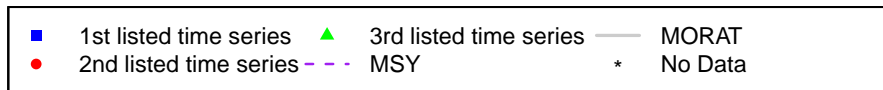





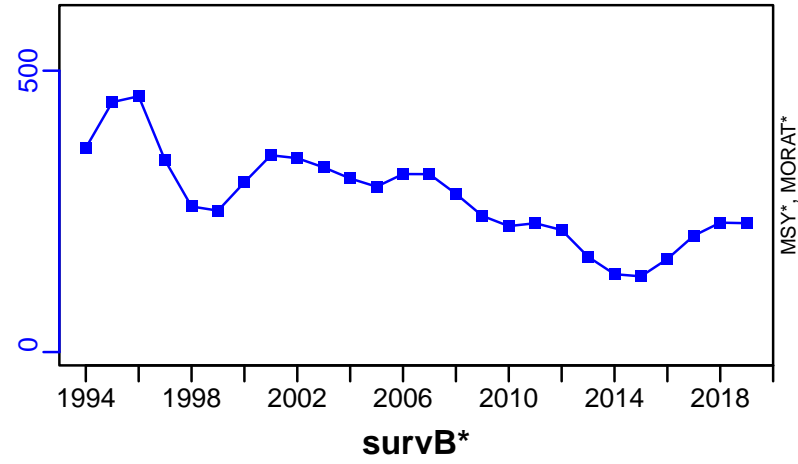
R-E00 (1994–2019–MEDIMP2021–2)



Norway lobster Ligurian and North Tyrrhenian Sea [NEPHMEDGSA9]

TC-MT, TL*, RecC* (1994-2019-MEDIMP2021-2)

TAC*, Cpair*, Cadv*



Norway lobster West of Scotland [NEPHVIa]


Metadata	
Scientific Name	Nephrops norvegicus
Current Assess ID	WGCSE-NEPHVIa-1981-2019-ICESIMP2021-2
Area	West of Scotland
Management Authority	International Council for the Exploration of the Sea
Assessor	Working Group on Celtic Seas Ecosystems
Asmts in RAM	2014, 2016, 2019

Reference Points			
Type	ID	Asmt Year	Value
TBmsy	-	-	-
SSBmsy	-	-	-
Fmsy	-	-	-
ERmsy	-	-	-
TBmgt	-	-	-
SSBmgt	-	-	-
Fmgt	-	-	-
ERmgt	-	-	-
TB0	-	-	-
SSB0	-	-	-
MSY	-	-	-
M	-	-	-
TBlim	-	-	-
SSBlim	-	-	-
Flim	-	-	-
ERlim	-	-	-


Time Series					
Type	ID	Asmt Year	Curr Value	Sex	Age
TB	-	-	-	-	-
SSB	-	-	-	-	-
TN	-	-	-	-	-
R	-	-	-	-	-
F	-	-	-	-	-
ER	-	-	-	-	-
TC	-	-	-		
TL	TL-MT	2019	173		
TB/TBmsy	-	-	-		
SSB/SSBmsy	-	-	-		
F/Fmsy	-	-	-		
ER/ERmsy	-	-	-		
TB/TBmgt	-	-	-		
SSB/SSBmgt	-	-	-		
F/Fmgt	-	-	-		
ER/ERmgt	-	-	-		

Norway lobster West of Scotland [NEPHVla]


Kobe MSY*



Kobe MGT*



Spawner Recruit*




Production*




◆ Start Year ◆ End Year * No Data

Norway lobster West of Scotland [NEPHVla]


TB*




SSB*



TN *



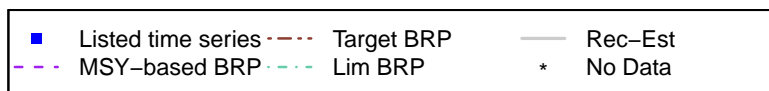
F*



ER*



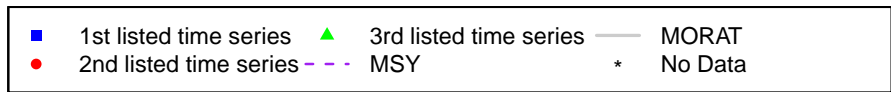





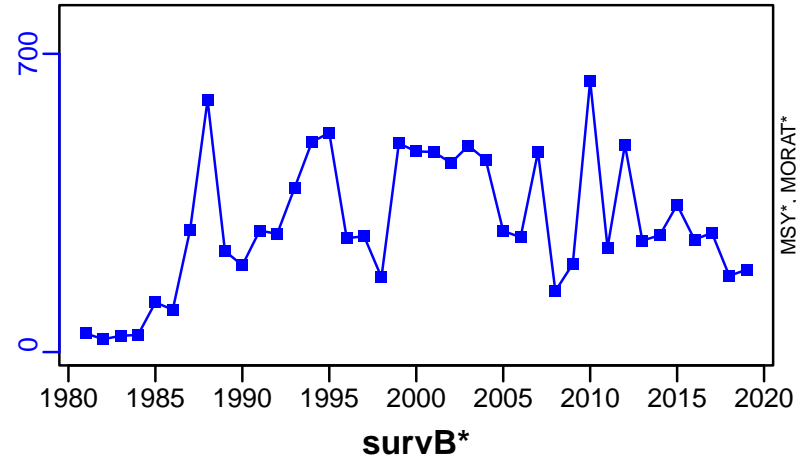
Recruits*



Norway lobster West of Scotland [NEPHVla]

TL-MT, TC*, RecC* (1981-2019-ICESIMP2021-2)

TAC*, Cpair*, Cadv*




Norway lobster ICES 7 [NEPHVII]

Metadata	
Scientific Name	Nephrops norvegicus
Current Assess ID	WGCSE-NEPHVII-1978-2019-ICESIMP2021-2
Area	ICES 7
Management Authority	International Council for the Exploration of the Sea
Assessor	Working Group on Celtic Seas Ecosystems
Asmts in RAM	2016, 2019, 2014


Reference Points			
Type	ID	Asmt Year	Value
TBmsy	-	-	-
SSBmsy	-	-	-
Fmsy	-	-	-
ERmsy	-	-	-
TBmgt	-	-	-
SSBmgt	-	-	-
Fmgt	-	-	-
ERmgt	-	-	-
TB0	-	-	-
SSB0	-	-	-
MSY	-	-	-
M	-	-	-
TBlim	-	-	-
SSBlim	-	-	-
Flim	-	-	-
ERlim	-	-	-

Time Series					
Type	ID	Asmt Year	Curr Value	Sex	Age
TB	-	-	-	-	-
SSB	-	-	-	-	-
TN	-	-	-	-	-
R	-	-	-	-	-
F	-	-	-	-	-
ER	-	-	-	-	-
TC	-	-	-		
TL	TL-MT	2019	242		
TB/TBmsy	-	-	-		
SSB/SSBmsy	-	-	-		
F/Fmsy	-	-	-		
ER/ERmsy	-	-	-		
TB/TBmgt	-	-	-		
SSB/SSBmgt	-	-	-		
F/Fmgt	-	-	-		
ER/ERmgt	-	-	-		


Kobe MSY*



Kobe MGT*



Spawner Recruit*




Production*




◆ Start Year ◆ End Year * No Data

Norway lobster ICES 7 [NEPHVII]


TB*




SSB*




TN *




F*



ER*



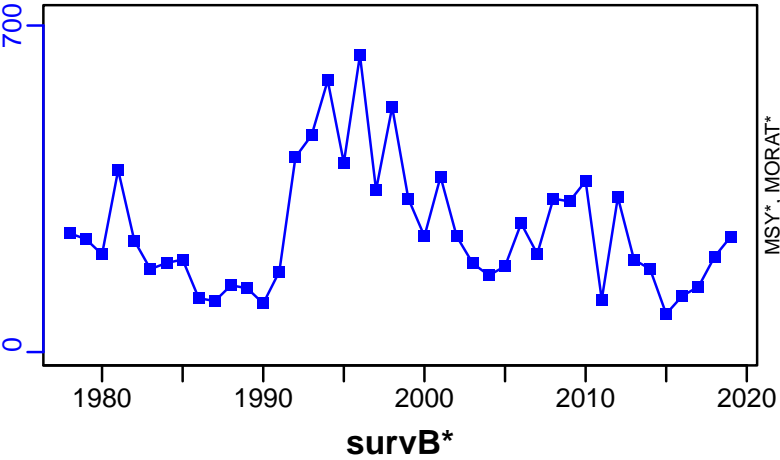
Recruits*




■ Listed time series	- - - Target BRP	— Rec-Est
- - - MSY-based BRP	· · · Lim BRP	* No Data

Norway lobster ICES 7 [NEPHVII]


TL-MT, TC*, RecC* (1978-2019-ICESIMP2021-2)




TAC*, Cpair*, Cadv*



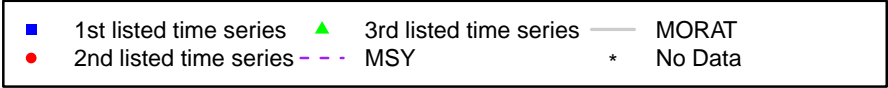

CPUE*



EFFORT*



CdivMSY*




Norway lobster ICES 8ab [NEPHVIIIab]

Metadata	
Scientific Name	Nephrops norvegicus
Current Assess ID	WGBIE-NEPHVIIIab-1987-2020-ICESIMP2021-2
Area	ICES 8ab
Management Authority	International Council for the Exploration of the Sea
Assessor	Working Group for the Bay of Biscay and the Iberian Waters Ecoregion
Asmts in RAM	2016, 2017, 2019, 2020


Reference Points			
Type	ID	Asmt Year	Value
TBmsy	-	-	-
SSBmsy	-	-	-
Fmsy	Fmsy-1/yr	2016	7.7
ERmsy	ERmsy-ratio	2020	7.7
TBmgt	-	-	-
SSBmgt	-	-	-
Fmgt	Fmgt-1/yr	2016	7.7
ERmgt	ERmgt-ratio	2020	7.7
TB0	-	-	-
SSB0	-	-	-
MSY	-	-	-
M	-	-	-
TBlim	-	-	-
SSBlim	-	-	-
Flim	-	-	-
ERlim	-	-	-

Time Series					
Type	ID	Asmt Year	Curr Value	Sex	Age
TB	-	-	-	-	-
SSB	SSB-E00	2017	3370	Both	-
TN	-	-	-	-	-
R	-	-	-	-	-
F	F-1/yr	2016	6	-	-
ER	ER-ratio	2020	3.07	-	-
TC	TC-MT	2020	2790		
TL	TL-MT	2020	2150		
TB/TBmsy	-	-	-		
SSB/SSBmsy	-	-	-		
F/Fmsy	F-1/yr/Fmsy-1/yr	2016	0.779		
ER/ERmsy	ER-ratio/ERmsy-ratio	2020	0.399		
TB/TBmgt	-	-	-		
SSB/SSBmgt	-	-	-		
F/Fmgt	F-1/yr/Fmgt-1/yr	2016	0.779		
ER/ERmgt	-	-	-		


Kobe MSY*



Kobe MGT*



Spawner Recruit*




Production*



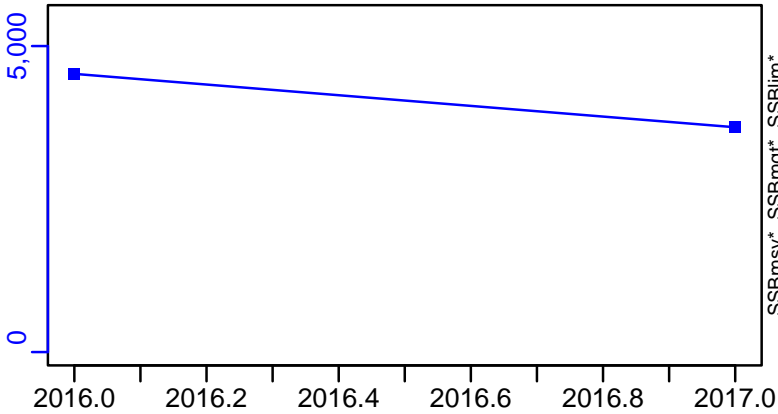
◆ Start Year ◆ End Year * No Data

Norway lobster ICES 8ab [NEPHVIIIab]


TB*



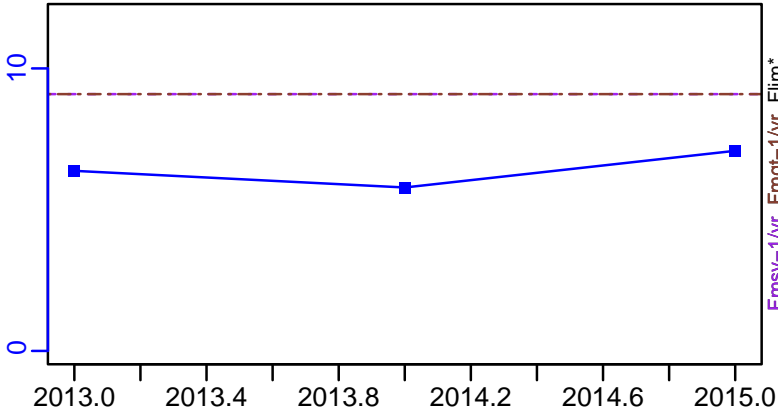
SSB-E00 (1987-2017-ICESIMP2018)



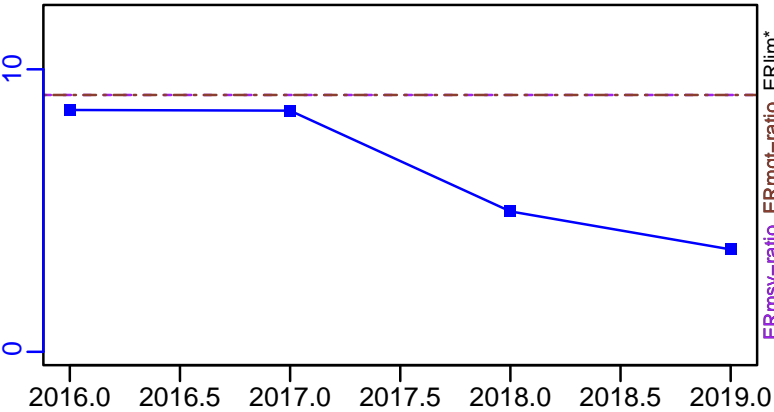
TN *



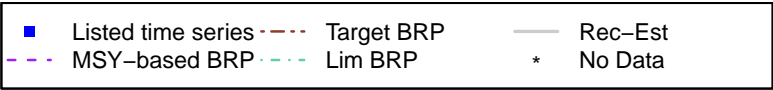
F-1/yr (1987-2016-ICESIMP2018)



ER-ratio (1987-2020-ICESIMP2021-2)

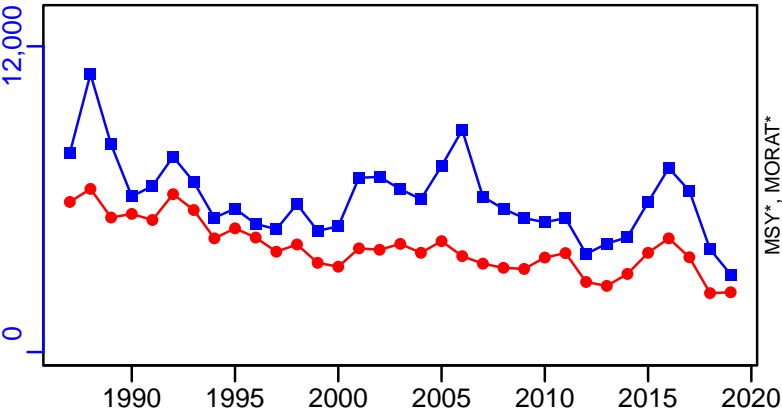


Recruits*




Norway lobster ICES 8ab [NEPHVIIIab]

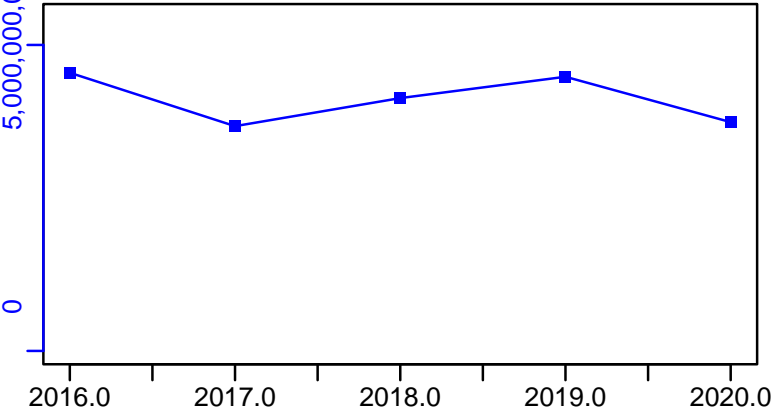
TC-MT, TL-MT, RecC* (1987-2020-ICESIMP2021-2)




TAC*, Cpair*, Cadv*



survB-E00 (1987-2020-ICESIMP2021-2)



CPUE*



CdivMSY*




Red deepsea crab Northwestern Atlantic [RDEEPCRABNWATL]

Metadata	
Scientific Name	Chaceon quinque-dens
Current Assess ID	NEFSC-RDEEPCRABNWATL-1982-2008-CHUTE
Area	Northwestern Atlantic
Management Authority	National Marine Fisheries Service, US national management
Assessor	Northeast Fisheries Science Center
Asmts in RAM	2008


Reference Points			
Type	ID	Asmt Year	Value
TBmsy	-	-	-
SSBmsy	-	-	-
Fmsy	-	-	-
ERmsy	-	-	-
TBmgt	-	-	-
SSBmgt	-	-	-
Fmgt	-	-	-
ERmgt	-	-	-
TB0	-	-	-
SSB0	-	-	-
MSY	-	-	-
M	-	-	-
TBlim	-	-	-
SSBlim	-	-	-
Flim	-	-	-
ERlim	-	-	-

Time Series					
Type	ID	Asmt Year	Curr Value	Sex	Age
TB	-	-	-	-	-
SSB	-	-	-	-	-
TN	-	-	-	-	-
R	-	-	-	-	-
F	-	-	-	-	-
ER	-	-	-	-	-
TC	-	-	-		
TL	TL-MT	2008	1260		
TB/TBmsy	-	-	-		
SSB/SSBmsy	-	-	-		
F/Fmsy	-	-	-		
ER/ERmsy	-	-	-		
TB/TBmgt	-	-	-		
SSB/SSBmgt	-	-	-		
F/Fmgt	-	-	-		
ER/ERmgt	-	-	-		


Kobe MSY*




Kobe MGT*



Spawner Recruit*




Production*




◆ Start Year ◆ End Year * No Data

Red deepsea crab Northwestern Atlantic [RDEEPCRABNWATL]


TB*




SSB*



TN *



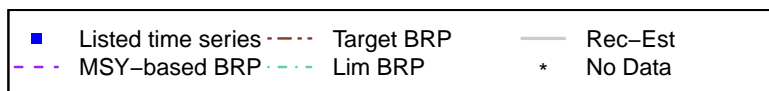
F*



ER*



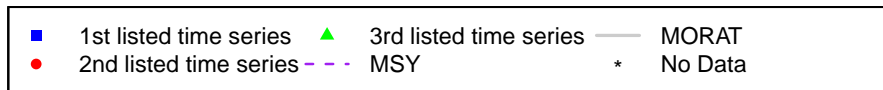





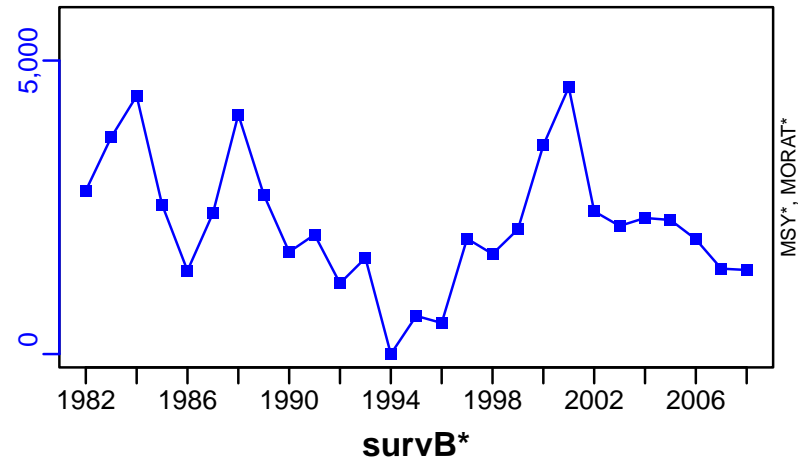
Recruits*



Red deepsea crab Northwestern Atlantic [RDEEPCRABNWATL]

TL-MT, TC*, RecC* (1982-2008-CHUTE)

TAC*, Cpair*, Cadv*




Red king crab Aleutian Islands Western segment [RKCRAIBAIWS]

Metadata	
Scientific Name	Paralithodes camtschaticus
Current Assess ID	AFSC-RKCRAIBAIWS-1961-2017-SISIMP2021
Area	Aleutian Islands Western segment
Management Authority	National Marine Fisheries Service, US national management
Assessor	Alaska Fisheries Science Center
Asmts in RAM	2017, 2015


Reference Points			
Type	ID	Asmt Year	Value
TBmsy	-	-	-
SSBmsy	-	-	-
Fmsy	-	-	-
ERmsy	-	-	-
TBmgt	-	-	-
SSBmgt	-	-	-
Fmgt	-	-	-
ERmgt	-	-	-
TB0	-	-	-
SSB0	-	-	-
MSY	-	-	-
M	-	-	-
TBlim	-	-	-
SSBlim	-	-	-
Flim	-	-	-
ERlim	-	-	-

Time Series					
Type	ID	Asmt Year	Curr Value	Sex	Age
TB	-	-	-	-	-
SSB	-	-	-	-	-
TN	-	-	-	-	-
R	-	-	-	-	-
F	-	-	-	-	-
ER	-	-	-	-	-
TC	TC-MT	2017	0		
TL	-	-	-		
TB/TBmsy	-	-	-		
SSB/SSBmsy	-	-	-		
F/Fmsy	-	-	-		
ER/ERmsy	-	-	-		
TB/TBmgt	-	-	-		
SSB/SSBmgt	-	-	-		
F/Fmgt	-	-	-		
ER/ERmgt	-	-	-		


Kobe MSY*



Kobe MGT*



Spawner Recruit*




Production*




◆ Start Year ◆ End Year * No Data

Red king crab Aleutian Islands Western segment [RKCRABAIWS]


TB*




SSB*




TN *



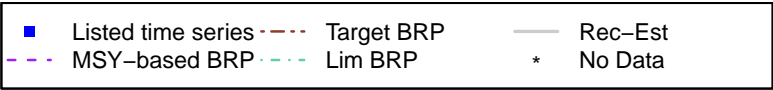

F*



ER*

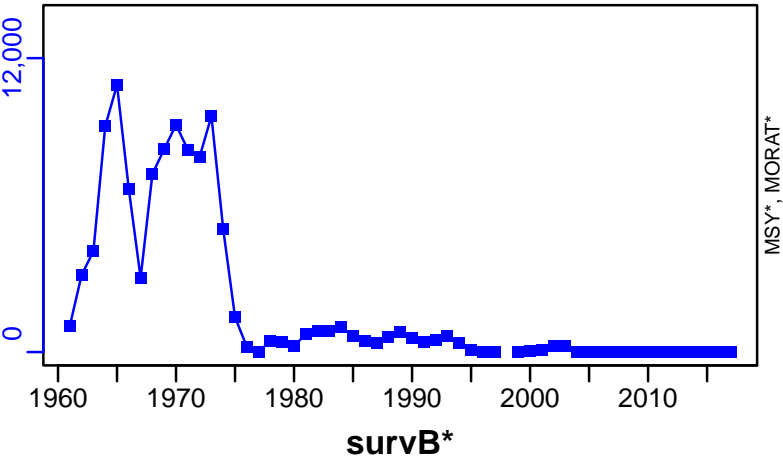


Recruits*




Red king crab Aleutian Islands Western segment [RKCRABAIWS]


TC-MT, TL*, RecC* (1961-2017-SISIMP2021)




TAC*, Cpair*, Cadv*



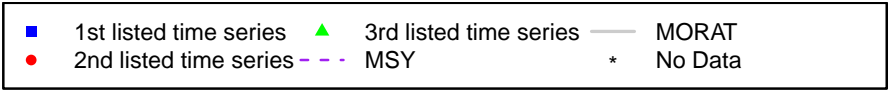

CPUE*



EFFORT*



CdivMSY*



Red king crab Bristol Bay [RKCRA BBB]

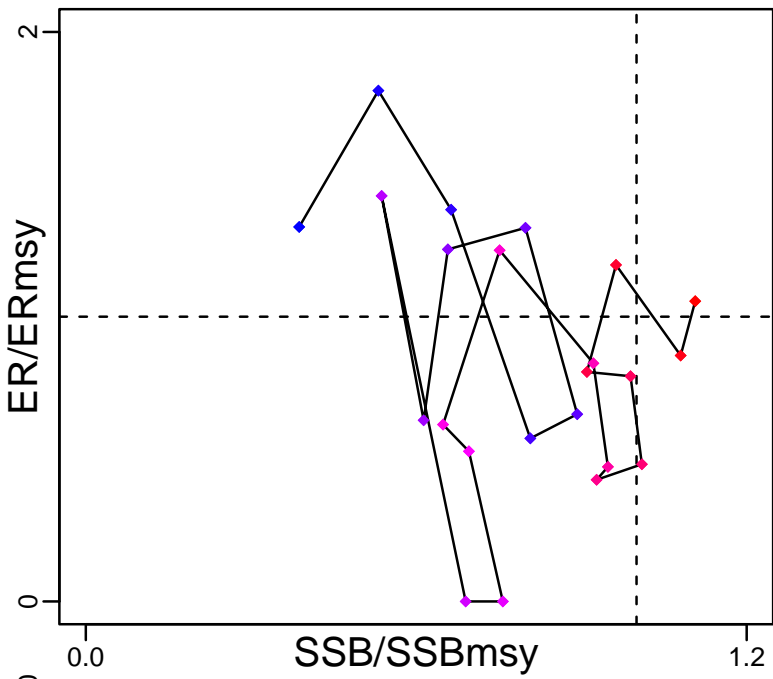
Metadata	
Scientific Name	Paralithodes camtschaticus
Current Assess ID	AFSC-RKCRA BBB-1975-2021-SISIMP2022
Area	Bristol Bay
Management Authority	National Marine Fisheries Service, US national management
Assessor	Alaska Fisheries Science Center
Asmts in RAM	2016, 2018, 2019, 2020, 2008, 2015, 2021

Reference Points			
Type	ID	Asmt Year	Value
TBmsy	TBmsy-MT	2020	25,400
SSBmsy	SSBmsy-MT	2021	24,200
Fmsy	-	-	-
ERmsy	ERmsy-pr-ratio	2008	0.33
TBmgt	-	-	-
SSBmgt	-	-	-
Fmgt	-	-	-
ERmgt	-	-	-
TB0	-	-	-
SSB0	-	-	-
MSY	MSY-MT	2008	23,646
M	-	-	-
TBlim	TBlim-MT	2020	12,700
SSBlim	SSBlim-MT	2018	12,740
Flim	-	-	-
ERlim	-	-	-

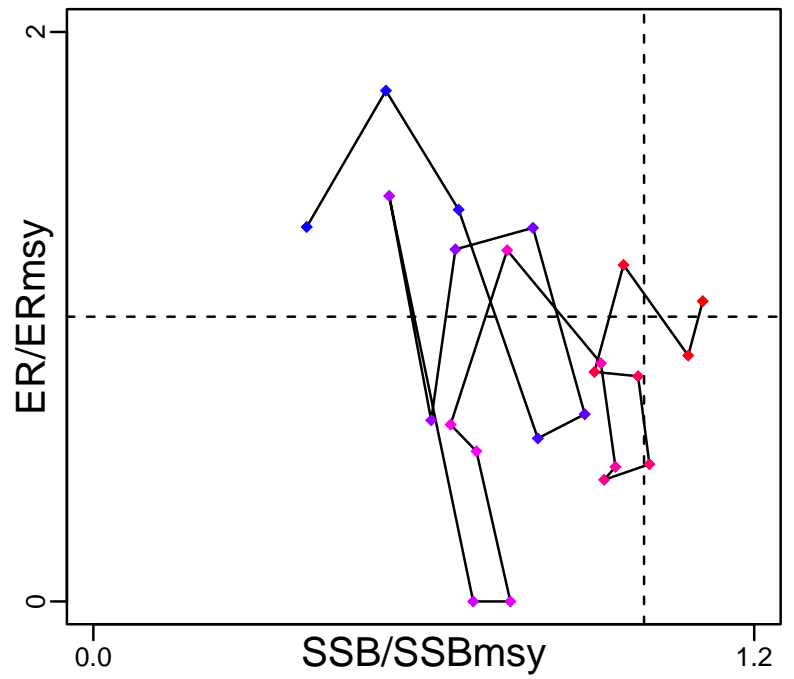
Time Series					
Type	ID	Asmt Year	Curr Value	Sex	Age
TB	TB-MT	2020	14,900	-	-
SSB	SSB-MT	2021	14,795	Males	-
TN	-	-	-	-	-
R	R-E00	2021	3,849,000	-	-
F	F-1/yr	2016	0.167	-	-
ER	ER-calc-ratio	2020	0.156	-	-
TC	TC-MT	2020	2220		
TL	-	-	-		
TB/TBmsy	TB-MT/TBmsy-MT	2020	0.587		
SSB/SSBmsy	SSB-MT/SSBmsy-MT	2021	0.611		
F/Fmsy	-	-	-		
ER/ERmsy	ER-ratio/ERmsy-pr-ratio	2008	1.055		
TB/TBmgt	-	-	-		
SSB/SSBmgt	-	-	-		
F/Fmgt	-	-	-		
ER/ERmgt	-	-	-		

Red king crab Bristol Bay [RKCRA BBB]

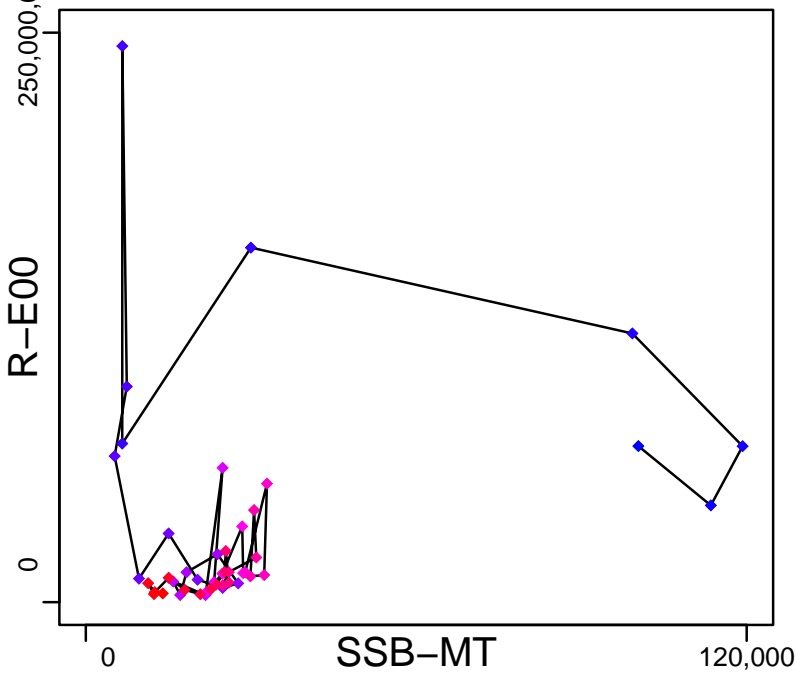
Kobe MSYpref (1960–2008–JENSEN)



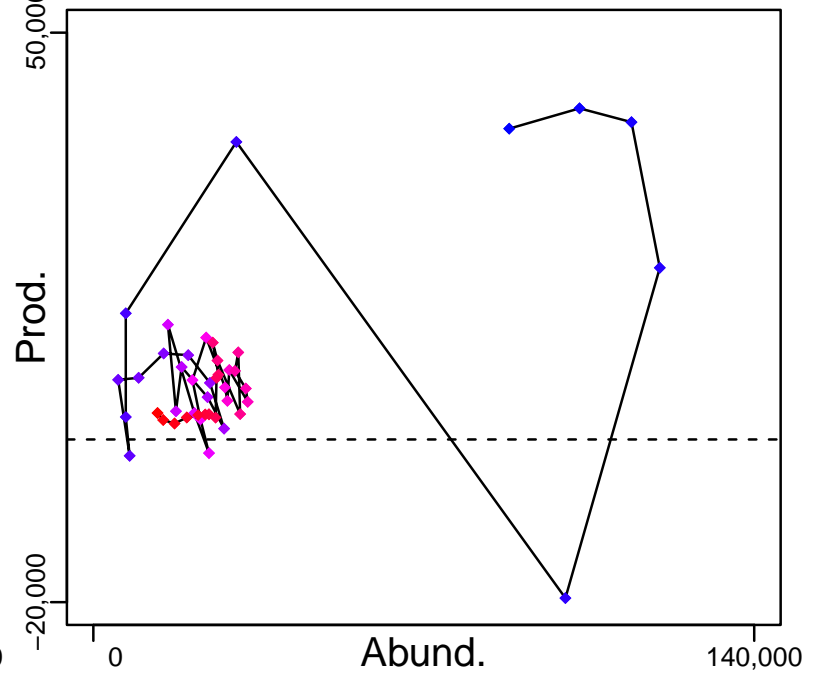
Kobe MGTpref (1960–2008–JENSEN)



Spawner Recruit (1975–2021–SISIMP2022)



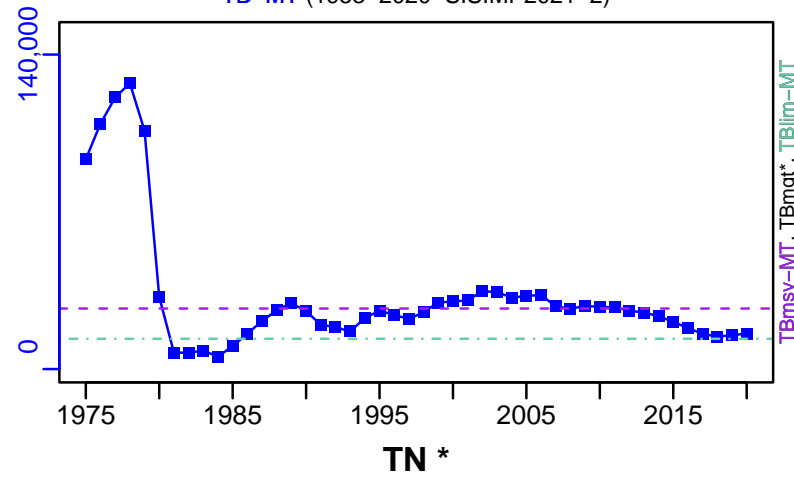
Production (1953–2020–SISIMP2021–2)



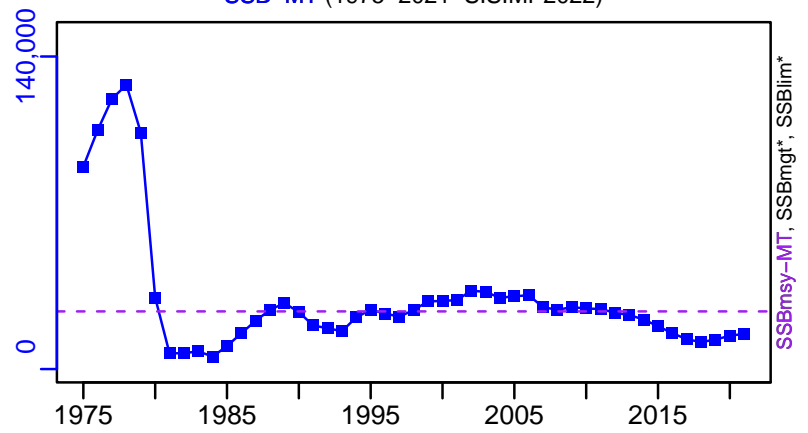
◆ Start Year ◆ End Year * No Data

Red king crab Bristol Bay [RKCRABBB]

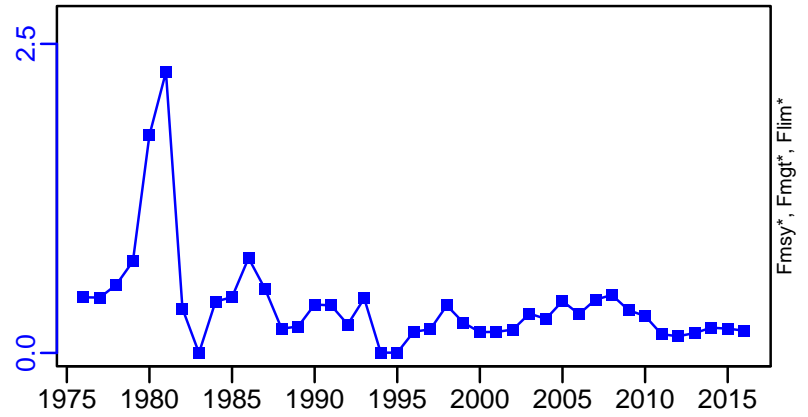
TB-MT (1953–2020–SISIMP2021–2)



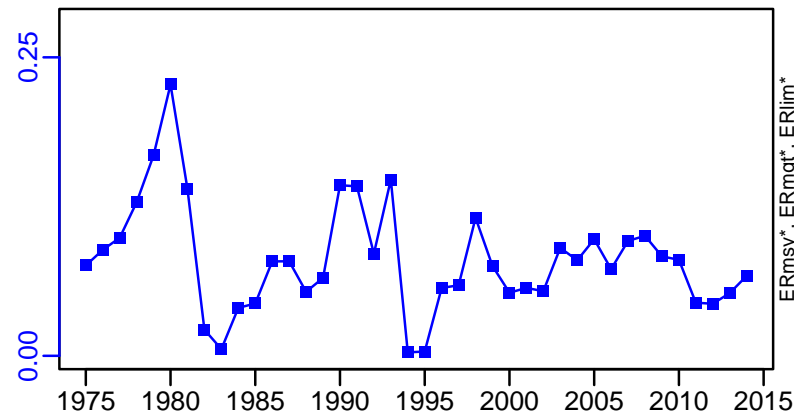
SSB-MT (1975–2021–SISIMP2022)



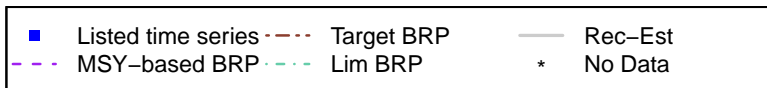
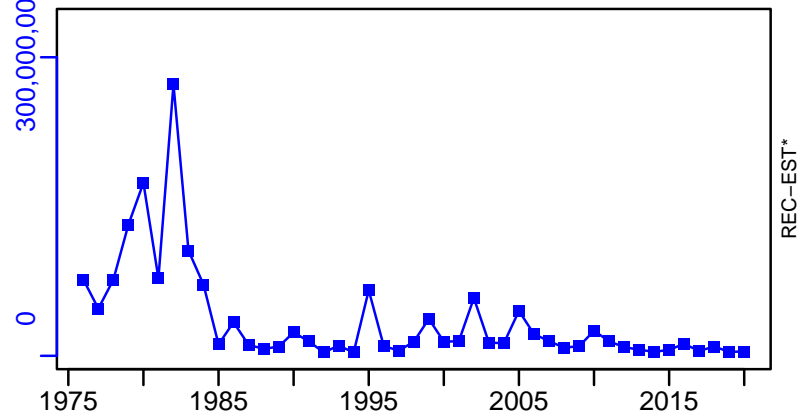
F-1/yr (1953–2016–SISIMP2021)



ER-calc-ratio (1975–2015–SISIMP2016)

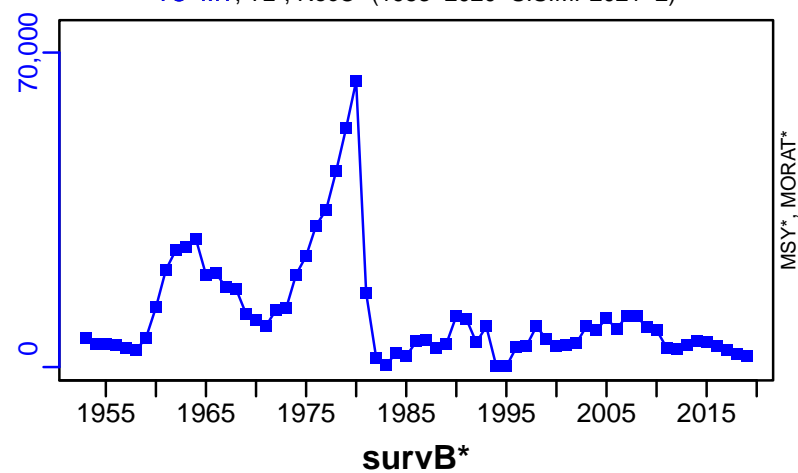


R-E00 (1975–2021–SISIMP2022)




Red king crab Bristol Bay [RKCRABBB]

TC-MT, TL*, RecC* (1953-2020-SISIMP2021-2)



TAC*, Cpair*, Cadv*



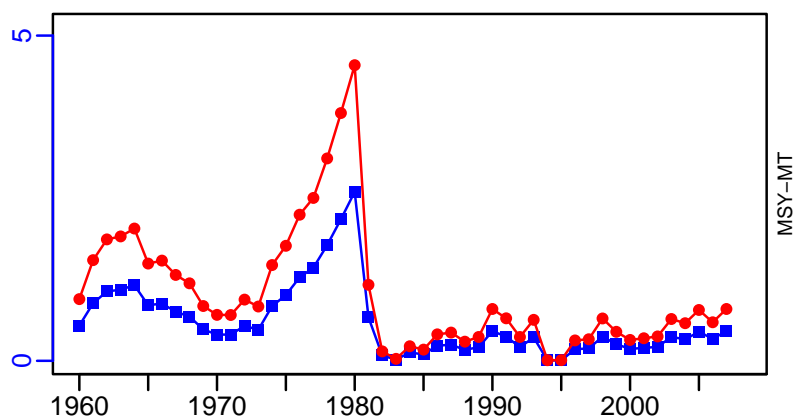
CPUE*



EFFORT*



TC-MT/MSY-MT, CdivMEANC-ratio, (1960-2008-JENSEN)



■ 1st listed time series ▲ 3rd listed time series — MORAT
● 2nd listed time series - - - MSY * No Data

Red king crab Norton Sound [RKCRA BNS]


Metadata	
Scientific Name	Paralithodes camtschaticus
Current Assess ID	AFSC-RKCRA BNS-1976-2019-SISIMP2021-2
Area	Norton Sound
Management Authority	National Marine Fisheries Service, US national management
Assessor	Alaska Fisheries Science Center
Asmts in RAM	2008, 2016, 2017, 2019

Reference Points			
Type	ID	Asmt Year	Value
TBmsy	-	-	-
SSBmsy	SSBmsy-MT	2019	2073
Fmsy	-	-	-
ERmsy	-	-	-
TBmgt	-	-	-
SSBmgt	-	-	-
Fmgt	-	-	-
ERmgt	-	-	-
TB0	-	-	-
SSB0	-	-	-
MSY	-	-	-
M	-	-	-
TBlim	-	-	-
SSBlim	SSBlim-MT	2019	1016
Flim	-	-	-
ERlim	-	-	-


Time Series					
Type	ID	Asmt Year	Curr Value	Sex	Age
TB	-	-	-	-	-
SSB	SSB-MT	2019	1415	-	-
TN	-	-	-	-	-
R	R-MT	2019	386	-	0
F	-	-	-	-	-
ER	ER-ratio	2019	0.035	-	-
TC	TC-MT	2019	136		
TL	-	-	-		
TB/TBmsy	-	-	-		
SSB/SSBmsy	SSB-MT/SSBmsy-MT	2019	0.683		
F/Fmsy	-	-	-		
ER/ERmsy	-	-	-		
TB/TBmgt	-	-	-		
SSB/SSBmgt	-	-	-		
F/Fmgt	-	-	-		
ER/ERmgt	-	-	-		

Red king crab Norton Sound [RKCRABNS]

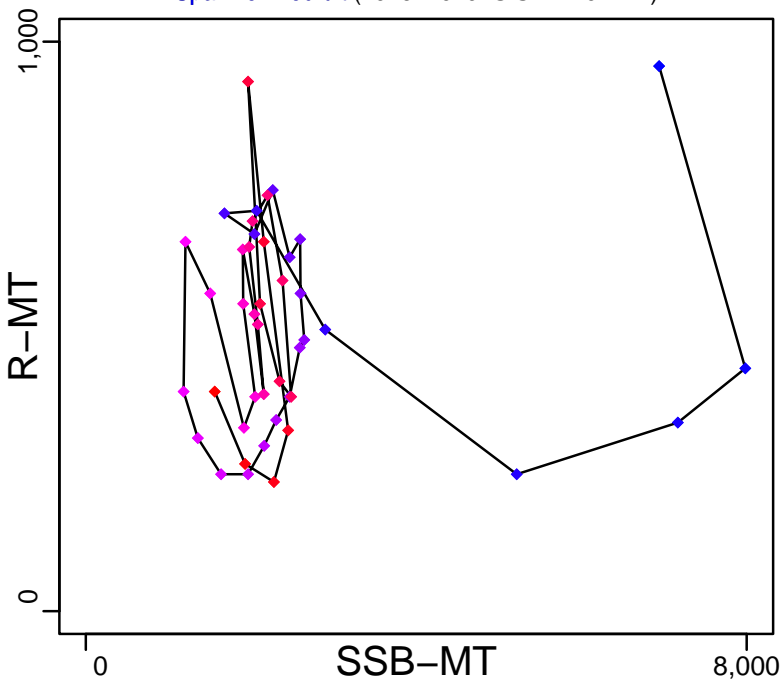
Kobe MSY*



Kobe MGT*



Spawner Recruit (1976–2019–SISIMP2021–2)




Production*



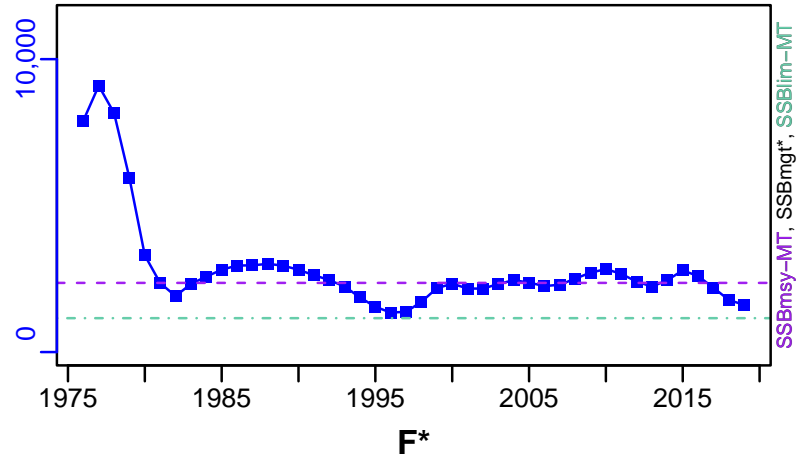
◆ Start Year ◆ End Year * No Data

Red king crab Norton Sound [RKCRABNS]


TB*




SSB-MT (1976–2019–SISIMP2021–2)



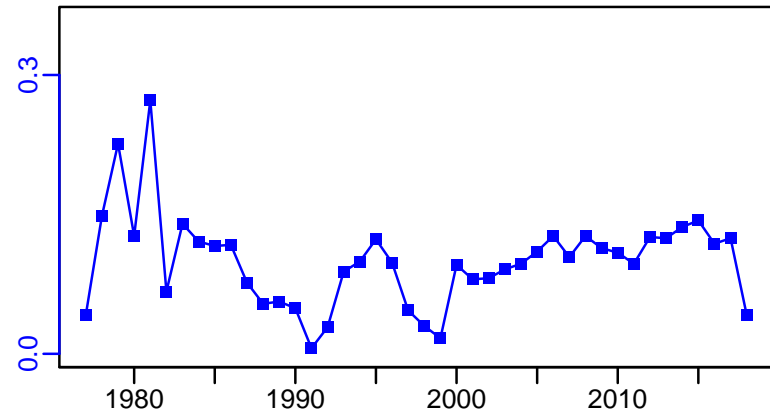
TN *



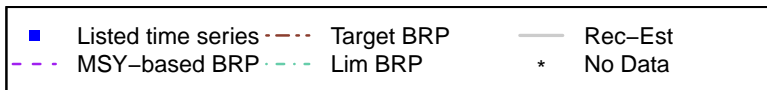
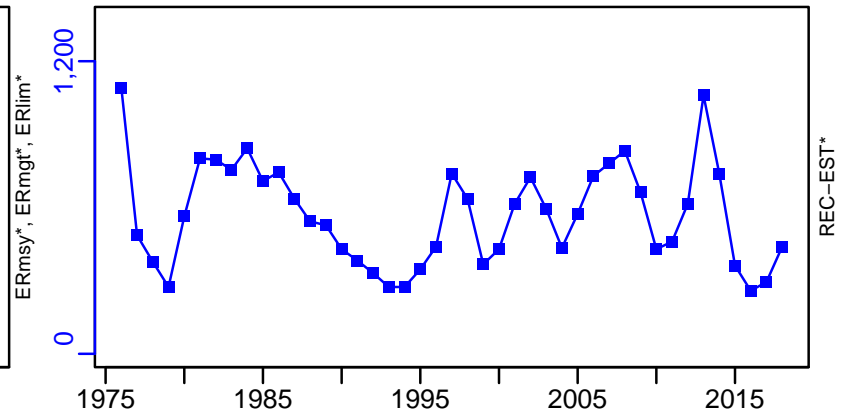
F*



ER-ratio (1976–2019–SISIMP2021–2)

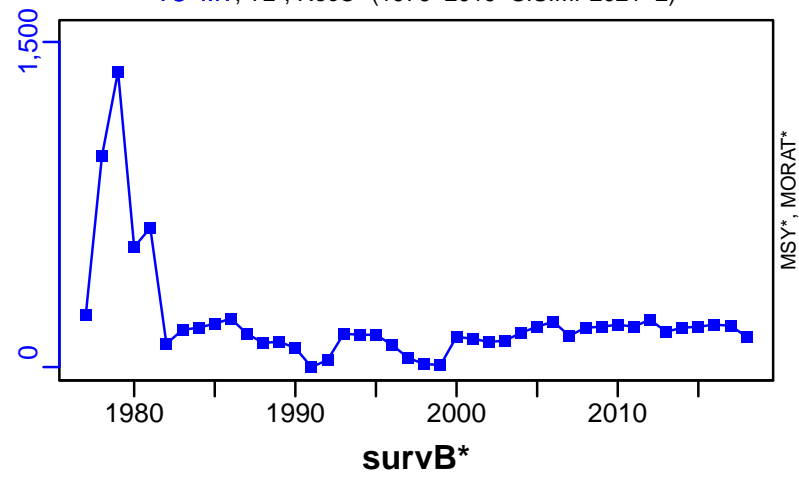


R-MT (1976–2019–SISIMP2021–2)




Red king crab Norton Sound [RKCRABNS]


TC-MT, TL*, RecC* (1976-2019-SISIMP2021-2)



TAC*, Cpair*, Cadv*



CPUE*



EFFORT*



CdivMSY*



■ 1st listed time series ▲ 3rd listed time series — MORAT
● 2nd listed time series - - MSY * No Data

Red king crab Pribilof Islands [RKCRAPI]


Metadata	
Scientific Name	Paralithodes camtschaticus
Current Assess ID	AFSC-RKCRAPI-1976-2020-SISIMP2021-2
Area	Pribilof Islands
Management Authority	National Marine Fisheries Service, US national management
Assessor	Alaska Fisheries Science Center
Asmts in RAM	2020, 2009, 2016, 2015

Reference Points			
Type	ID	Asmt Year	Value
TBmsy	TBmsy-MT	2020	1730
SSBmsy	SSBmsy-MT	2009	3928
Fmsy	-	-	-
ERmsy	-	-	-
TBmgt	-	-	-
SSBmgt	-	-	-
Fmgt	-	-	-
ERmgt	-	-	-
TB0	-	-	-
SSB0	-	-	-
MSY	-	-	-
M	M-1/yr	2009	0.18
TBlim	TBlim-MT	2020	867
SSBlim	-	-	-
Flim	-	-	-
ERlim	-	-	-


Time Series					
Type	ID	Asmt Year	Curr Value	Sex	Age
TB	TB-MT	2020	5370	-	-
SSB	SSB-MT	2009	5670	Males	-
TN	-	-	-	-	-
R	-	-	-	-	-
F	-	-	-	-	-
ER	ER-calc-ratio	2020	0	-	-
TC	TC-MT	2020	0		
TL	-	-	-		
TB/TBmsy	TB-MT/TBmsy-MT	2020	3.104		
SSB/SSBmsy	SSB-MT/SSBmsy-MT	2009	1.443		
F/Fmsy	-	-	-		
ER/ERmsy	-	-	-		
TB/TBmgt	-	-	-		
SSB/SSBmgt	-	-	-		
F/Fmgt	-	-	-		
ER/ERmgt	-	-	-		

Red king crab Pribilof Islands [RKCRABPI]

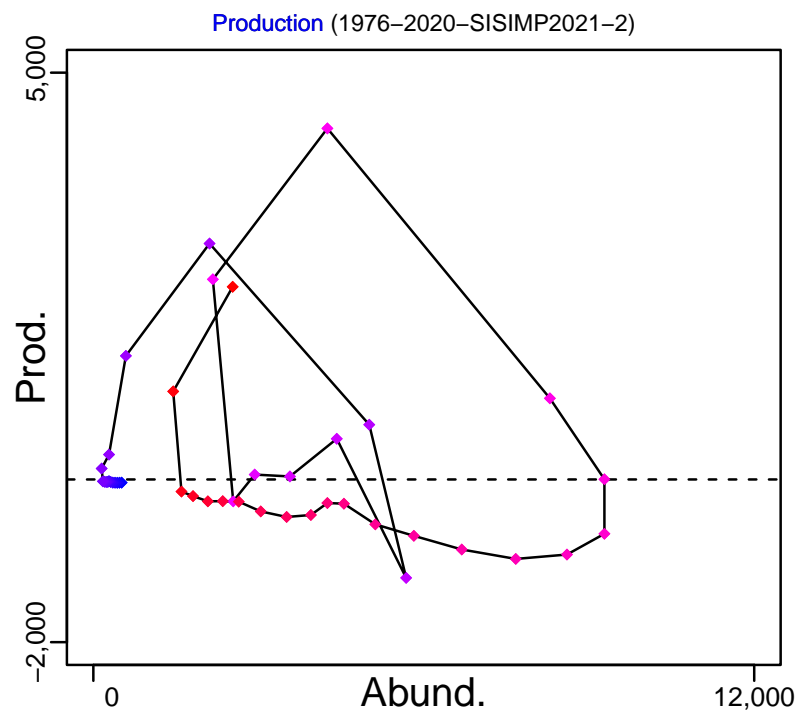

Kobe MSY*



Kobe MGT*



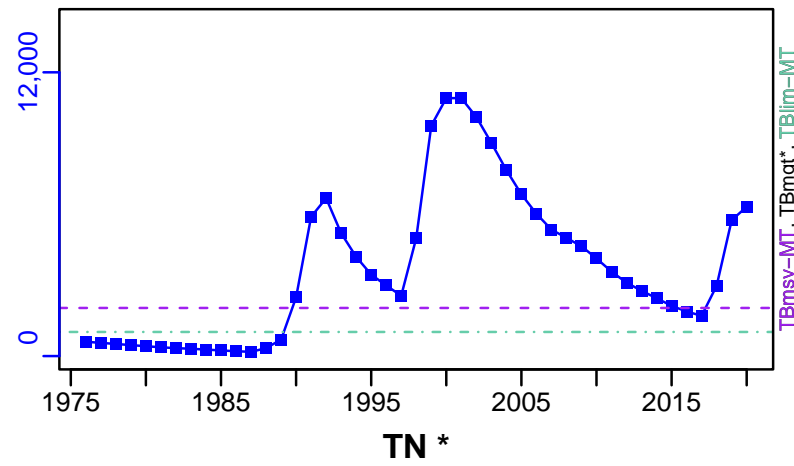
Spawner Recruit*



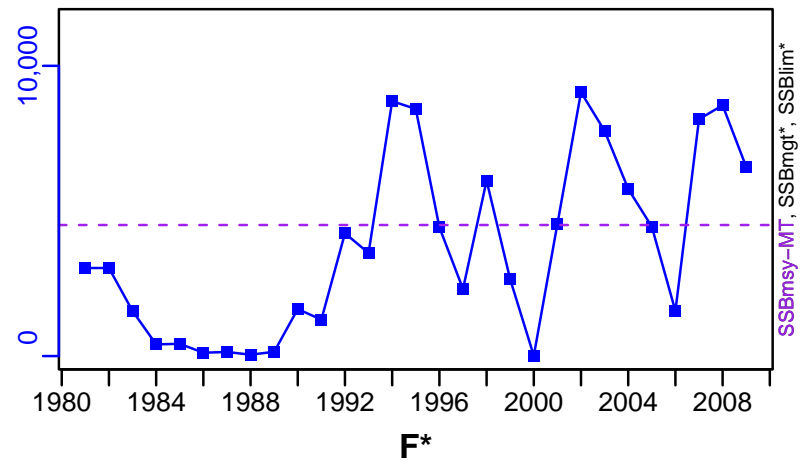
◆ Start Year ◆ End Year * No Data

Red king crab Pribilof Islands [RKCRABPI]

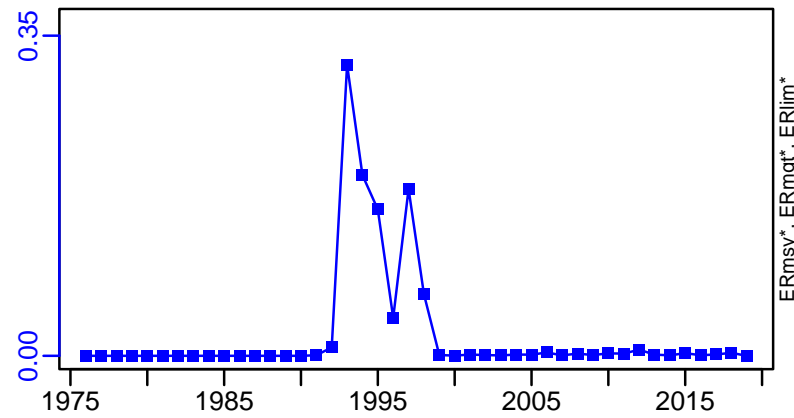
TB-MT (1976–2020–SISIMP2021–2)



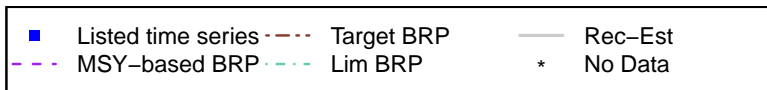

SSB-MT (1981–2009–JENSEN)



ER-calc-ratio (1976–2020–SISIMP2021–2)

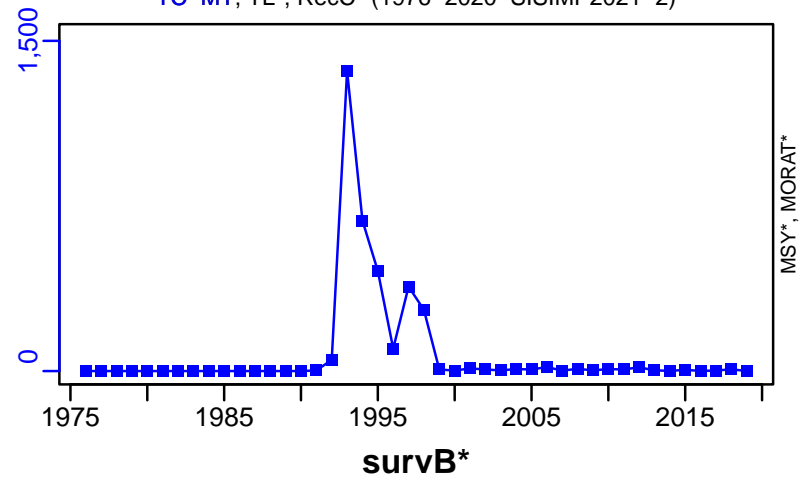


Recruits*




Red king crab Pribilof Islands [RKCRABPI]


TC-MT, TL*, RecC* (1976-2020-SISIMP2021-2)



TAC*, Cpair*, Cadv*



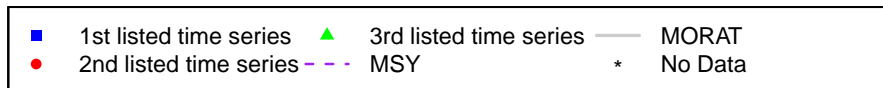
CPUE*



EFFORT*



CdivMSY*




Rock crab Southern Gulf of St. Lawrence [ROCKCRABLFA23-26]

Metadata	
Scientific Name	Cancer irroratus
Current Assess ID	DFO-SG-ROCKCRABLFA23-26-1985-2010-OSGOOD
Area	Southern Gulf of St. Lawrence
Management Authority	Department of Fisheries and Oceans, Canada national management
Assessor	Department of Fisheries and Oceans - Southern Gulf Region
Asmts in RAM	2010


Reference Points			
Type	ID	Asmt Year	Value
TBmsy	-	-	-
SSBmsy	-	-	-
Fmsy	-	-	-
ERmsy	-	-	-
TBmgt	-	-	-
SSBmgt	-	-	-
Fmgt	-	-	-
ERmgt	-	-	-
TB0	-	-	-
SSB0	-	-	-
MSY	-	-	-
M	-	-	-
TBlim	-	-	-
SSBlim	-	-	-
Flim	-	-	-
ERlim	-	-	-

Time Series					
Type	ID	Asmt Year	Curr Value	Sex	Age
TB	-	-	-	-	-
SSB	-	-	-	-	-
TN	-	-	-	-	-
R	-	-	-	-	-
F	-	-	-	-	-
ER	-	-	-	-	-
TC	-	-	-		
TL	TL-MT	2010	4520		
TB/TBmsy	-	-	-		
SSB/SSBmsy	-	-	-		
F/Fmsy	-	-	-		
ER/ERmsy	-	-	-		
TB/TBmgt	-	-	-		
SSB/SSBmgt	-	-	-		
F/Fmgt	-	-	-		
ER/ERmgt	-	-	-		


Kobe MSY*



Kobe MGT*



Spawner Recruit*




Production*




◆ Start Year	◆ End Year	* No Data
--------------	------------	-----------


TB*




SSB*




TN *



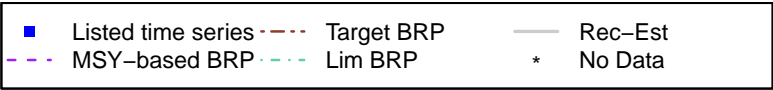

F*



ER*




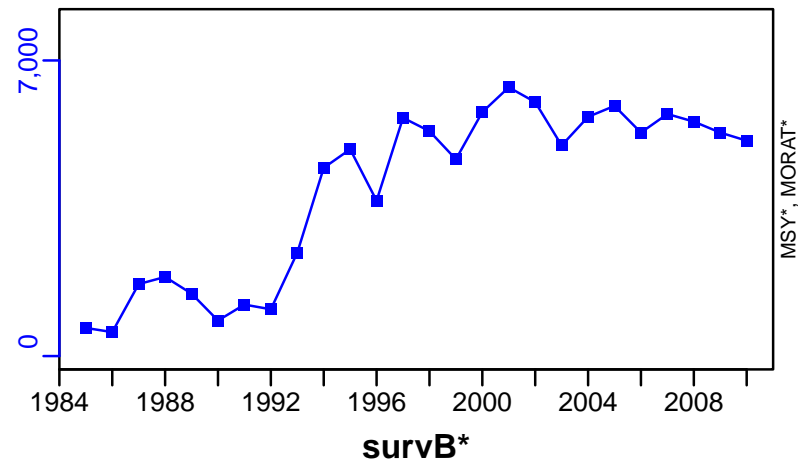
Recruits*




Rock crab Southern Gulf of St. Lawrence [ROCKCRABLFA23-26]

TL-MT, TC*, RecC* (1985-2010-OSGOOD)

TAC*, Cpair*, Cadv*

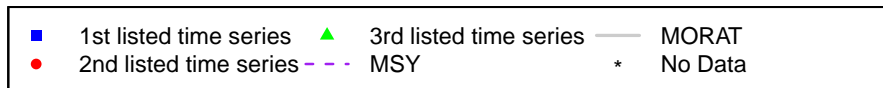

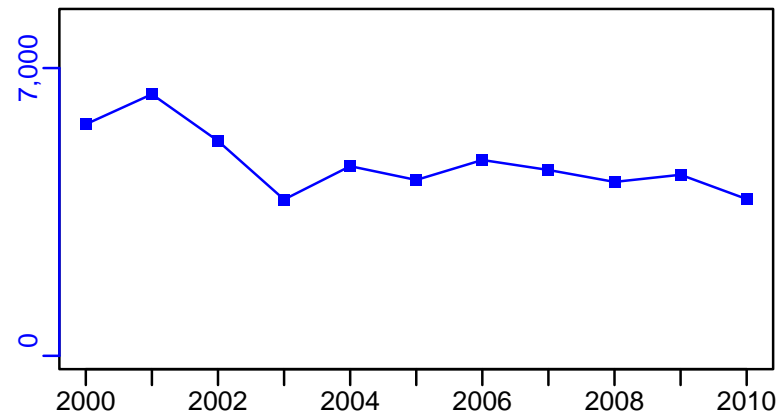


CPUE*



EFFORT-trips (1985-2010-OSGOOD)

CdivMSY*




Rock crab Quebec Coastal Waters [ROCKCRABQCW]

Metadata	
Scientific Name	Cancer irroratus
Current Assess ID	DFO-QUE-ROCKCRABQCW-1994-2016-ASHBROOK
Area	Quebec Coastal Waters
Management Authority	Department of Fisheries and Oceans, Canada national management
Assessor	Department of Fisheries and Oceans - Quebec Region
Asmts in RAM	2016, 2012

Reference Points			
Type	ID	Asmt Year	Value
TBmsy	-	-	-
SSBmsy	-	-	-
Fmsy	-	-	-
ERmsy	-	-	-
TBmgt	-	-	-
SSBmgt	-	-	-
Fmgt	-	-	-
ERmgt	-	-	-
TB0	-	-	-
SSB0	-	-	-
MSY	-	-	-
M	-	-	-
TBlim	-	-	-
SSBlim	-	-	-
Flim	-	-	-
ERlim	-	-	-

Time Series					
Type	ID	Asmt Year	Curr Value	Sex	Age
TB	-	-	-	-	-
SSB	-	-	-	-	-
TN	-	-	-	-	-
R	-	-	-	-	-
F	-	-	-	-	-
ER	-	-	-	-	-
TC	-	-	-		
TL	TL-MT	2016	923		
TB/TBmsy	-	-	-		
SSB/SSBmsy	-	-	-		
F/Fmsy	-	-	-		
ER/ERmsy	-	-	-		
TB/TBmgt	-	-	-		
SSB/SSBmgt	-	-	-		
F/Fmgt	-	-	-		
ER/ERmgt	-	-	-		


Kobe MSY*



Kobe MGT*



Spawner Recruit*




Production*




◆ Start Year ◆ End Year * No Data

Rock crab Quebec Coastal Waters [ROCKCRABQCW]


TB*




SSB*




TN *



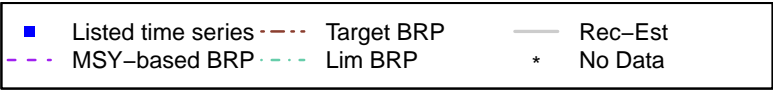

F*



ER*

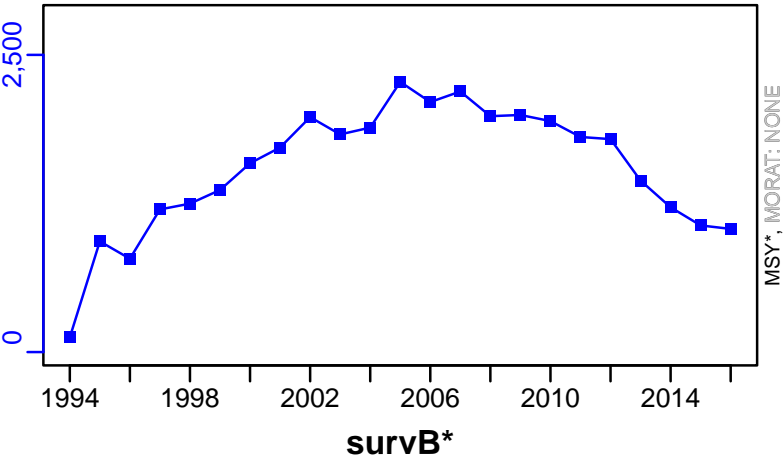


Recruits*




Rock crab Quebec Coastal Waters [ROCKCRABQCW]


TL-MT, TC*, RecC* (1994-2016-ASHBROOK)




TAC*, Cpair*, Cadv*



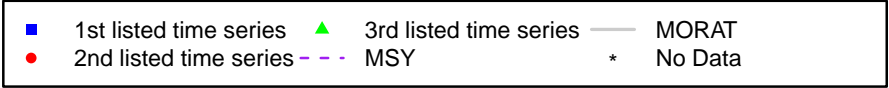

CPUE*



EFFORT*



CdivMSY*



Red rock lobster New Zealand Area CRA1 [RROCKLOBSTERCRA1]

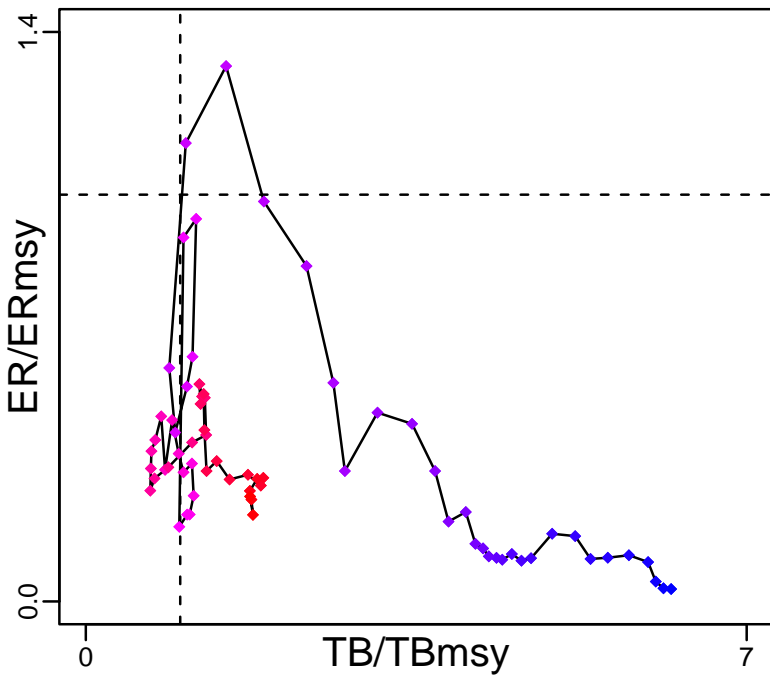
Metadata	
Scientific Name	Jasus edwardsii
Current Assess ID	NZMFishLOBSTERWG-RROCKLOBSTERCRA1-1945-2014-STARR
Area	New Zealand Area CRA1
Management Authority	Ministry of Fisheries, New Zealand national management
Assessor	Lobster Working Group
Asmts in RAM	2001, 2014

Reference Points			
Type	ID	Asmt Year	Value
TBmsy	TBmsy-MT	2014	492
SSBmsy	-	-	-
Fmsy	-	-	-
ERmsy	ERmsy-calc-ratio	2014	0.327
TBmgt	-	-	-
SSBmgt	-	-	-
Fmgt	-	-	-
ERmgt	-	-	-
TB0	-	-	-
SSB0	-	-	-
MSY	MSY-MT	2014	161
M	M-1/yr	2014	0.125
TBlim	-	-	-
SSBlim	-	-	-
Flim	-	-	-
ERlim	-	-	-

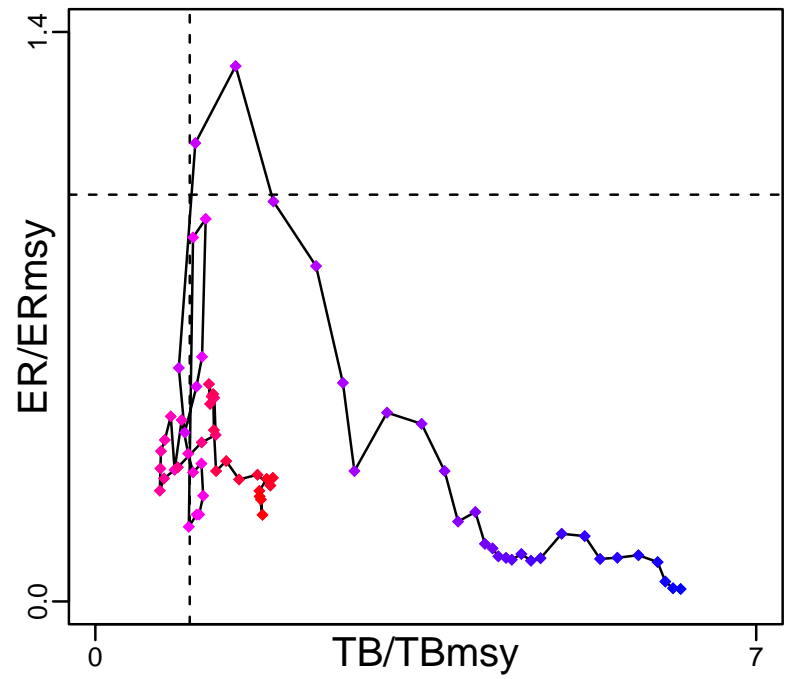
Time Series					
Type	ID	Asmt Year	Curr Value	Sex	Age
TB	TB-MT	2014	851	Both	-
SSB	-	-	-	-	-
TN	-	-	-	-	-
R	R-E00	2014	384,000	Both	-
F	-	-	-	-	-
ER	ER-ratio	2014	0.084	Both	-
TC	TC-MT	2014	257		
TL	TL-MT	2014	130		
TB/TBmsy	TB-MT/TBmsy-MT	2014	1.73		
SSB/SSBmsy	-	-	-		
F/Fmsy	-	-	-		
ER/ERmsy	ER-ratio/ERmsy-calc-ratio	2014	0.258		
TB/TBmgt	-	-	-		
SSB/SSBmgt	-	-	-		
F/Fmgt	-	-	-		
ER/ERmgt	-	-	-		

Red rock lobster New Zealand Area CRA1 [RROCKLOBSTERCRA1]


Kobe MSYpref (1945–2014–STARR)



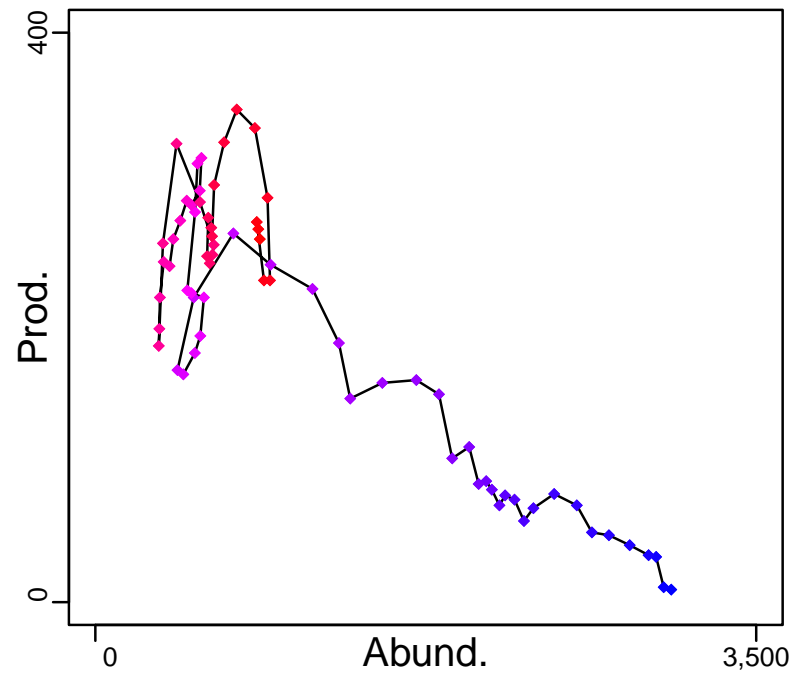
Kobe MGTpref (1945–2014–STARR)



Spawner Recruit*



Production (1945–2014–STARR)


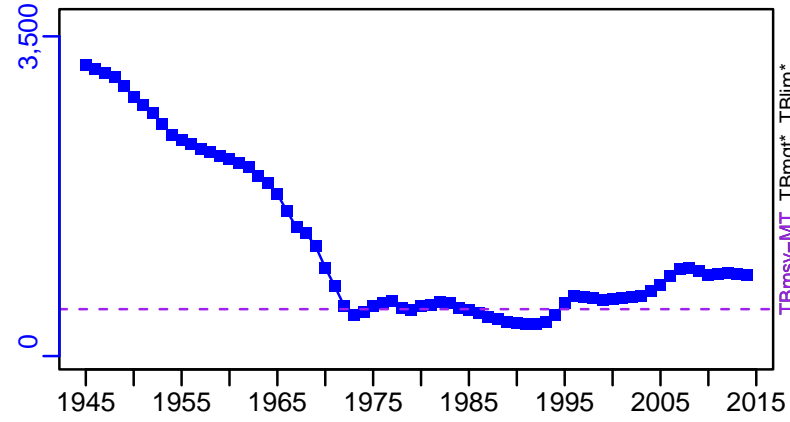


◆ Start Year ◆ End Year * No Data

Red rock lobster New Zealand Area CRA1 [RROCKLOBSTERCRA1]



TB-MT (1945–2014–STARR)

SSB*



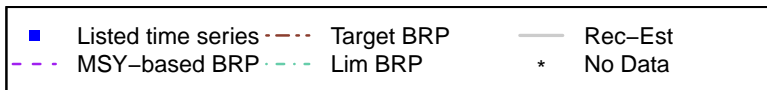
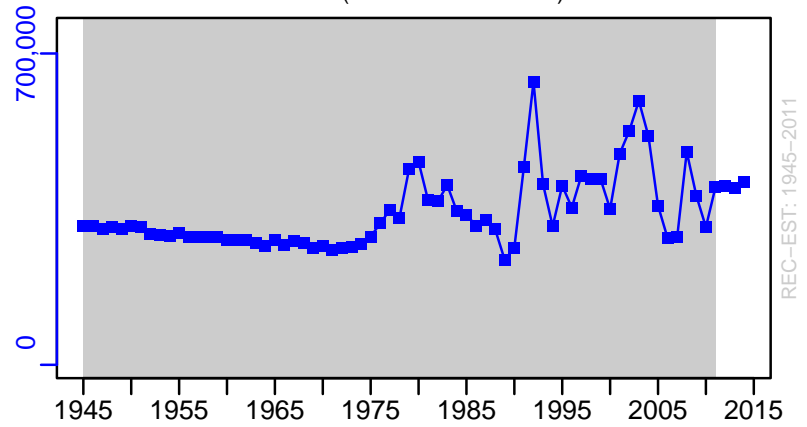
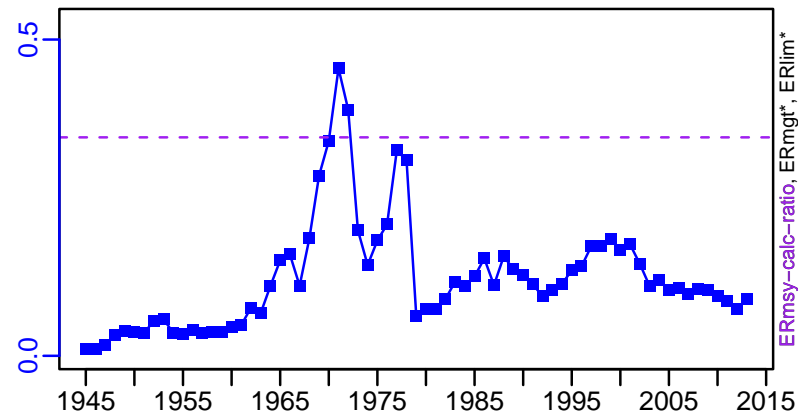
TN *

F*



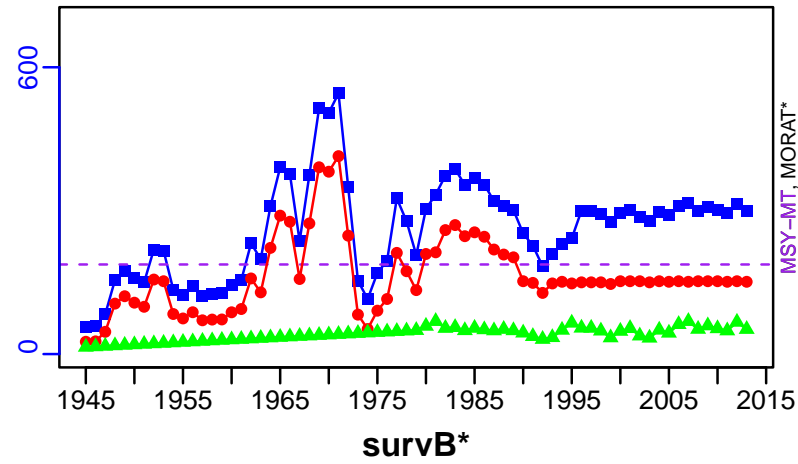
ER-ratio (1945–2014–STARR)

R-E00 (1945–2014–STARR)

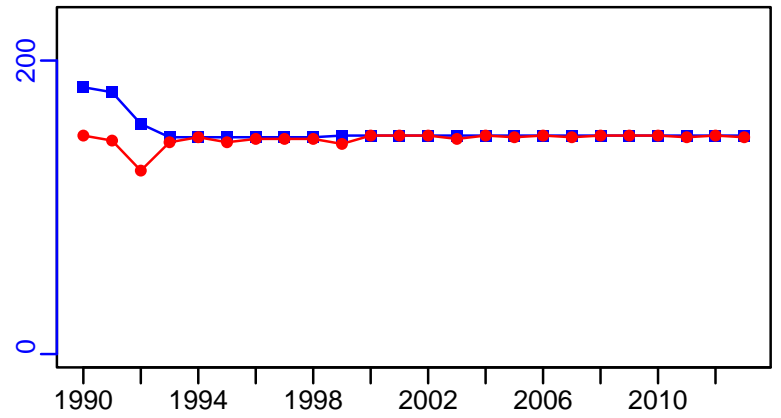


Red rock lobster New Zealand Area CRA1 [RROCKLOBSTERCRA1]

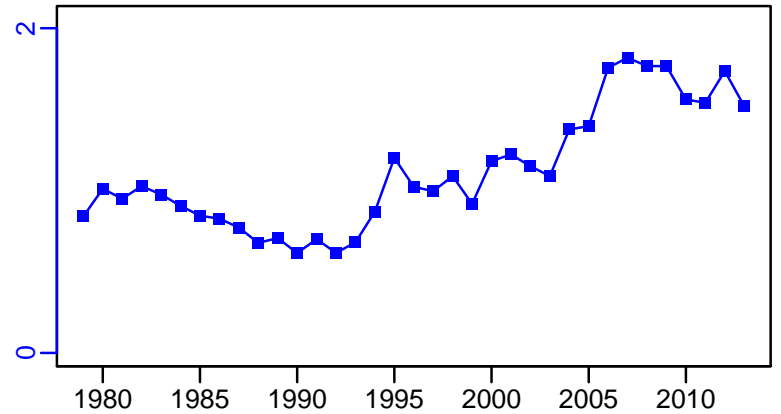
TC-MT, TL-MT, RecC-MT (1945-2014-STARR)



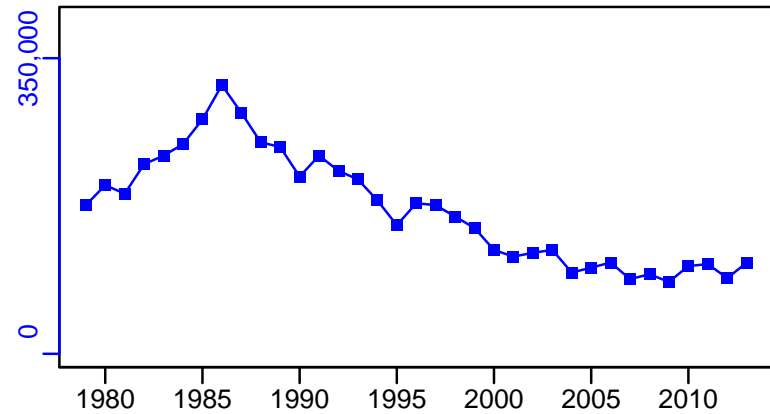
TAC-MT, Cpair-MT, Cadv* (1945-2014-STARR)



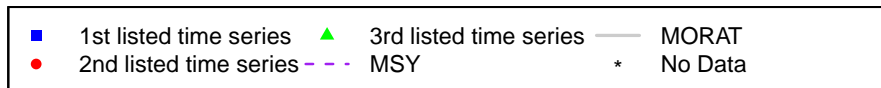
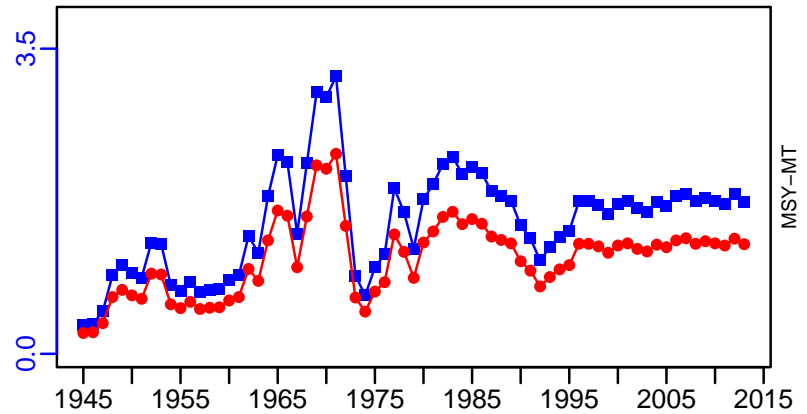
CPUE-kg/potlift (1945-2014-STARR)



EFFORT-potlift (1945-2014-STARR)



TC-MT/MSY-MT, CdivMEANC-ratio, (1945-2014-STARR)



Red rock lobster New Zealand Area CRA2 [RROCKLOBSTERCRA2]

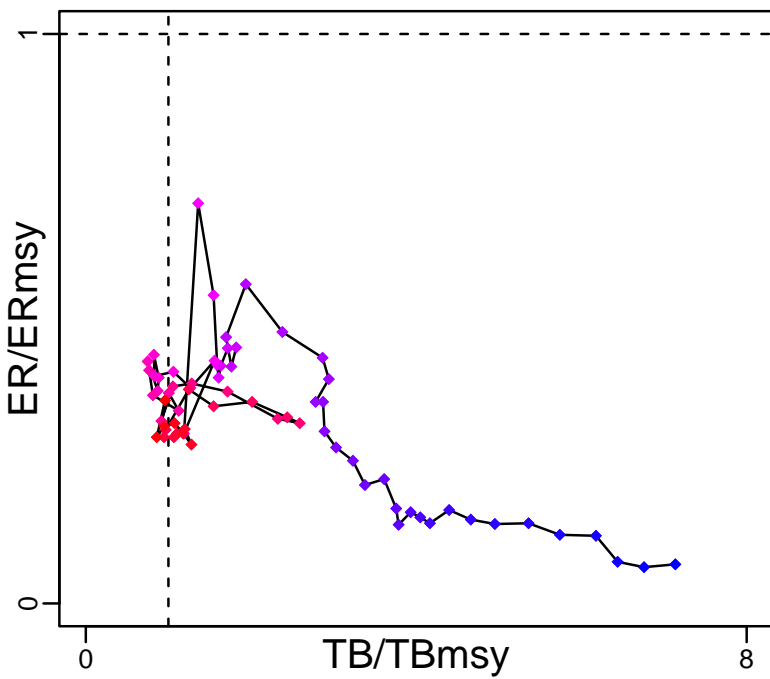
Metadata	
Scientific Name	Jasus edwardsii
Current Assess ID	NZMFishLOBSTERWG-RROCKLOBSTERCRA2-1945-2013-STARR
Area	New Zealand Area CRA2
Management Authority	Ministry of Fisheries, New Zealand national management
Assessor	Lobster Working Group
Asmts in RAM	2001, 2013

Reference Points			
Type	ID	Asmt Year	Value
TBmsy	TBmsy-MT	2013	343
SSBmsy	-	-	-
Fmsy	-	-	-
ERmsy	ERmsy-calc-ratio	2013	0.774
TBmgt	-	-	-
SSBmgt	-	-	-
Fmgt	-	-	-
ERmgt	-	-	-
TB0	-	-	-
SSB0	-	-	-
MSY	MSY-MT	2013	266
M	M-1/yr	2013	0.161
TBlim	-	-	-
SSBlim	-	-	-
Flim	-	-	-
ERlim	-	-	-

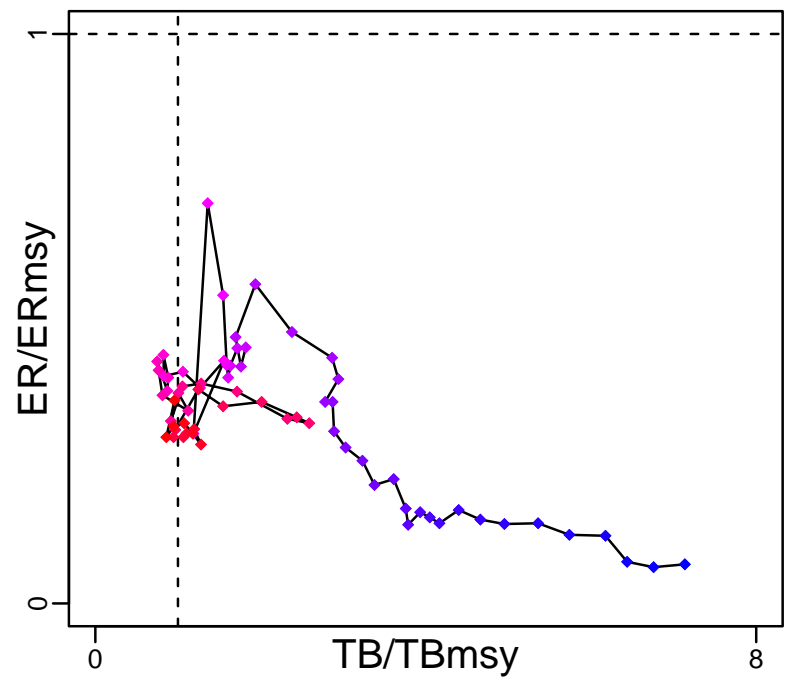
Time Series					
Type	ID	Asmt Year	Curr Value	Sex	Age
TB	TB-MT	2013	366	Both	-
SSB	-	-	-	-	-
TN	-	-	-	-	-
R	R-E00	2013	627,000	Both	-
F	-	-	-	-	-
ER	ER-ratio	2013	0.276	Both	-
TC	TC-MT	2013	389		
TL	TL-MT	2013	233		
TB/TBmsy	TB-MT/TBmsy-MT	2013	1.066		
SSB/SSBmsy	-	-	-		
F/Fmsy	-	-	-		
ER/ERmsy	ER-ratio/ERmsy-calc-ratio	2013	0.357		
TB/TBmgt	-	-	-		
SSB/SSBmgt	-	-	-		
F/Fmgt	-	-	-		
ER/ERmgt	-	-	-		

Red rock lobster New Zealand Area CRA2 [RROCKLOBSTERCRA2]


Kobe MSYpref (1945–2013–STARR)



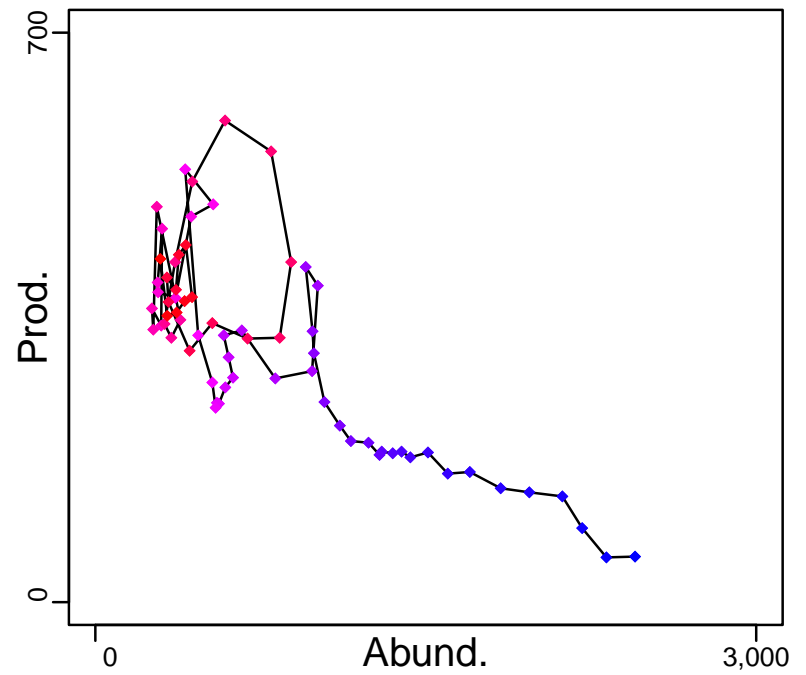
Kobe MGTpref (1945–2013–STARR)



Spawner Recruit*



Production (1945–2013–STARR)


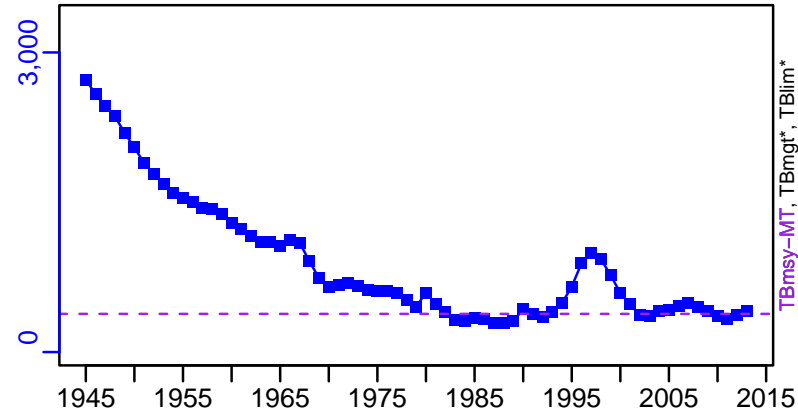


◆ Start Year ◆ End Year * No Data

Red rock lobster New Zealand Area CRA2 [RROCKLOBSTERCRA2]



TB-MT (1945–2013–STARR)

SSB*



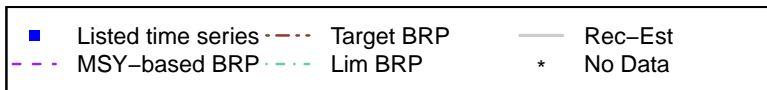
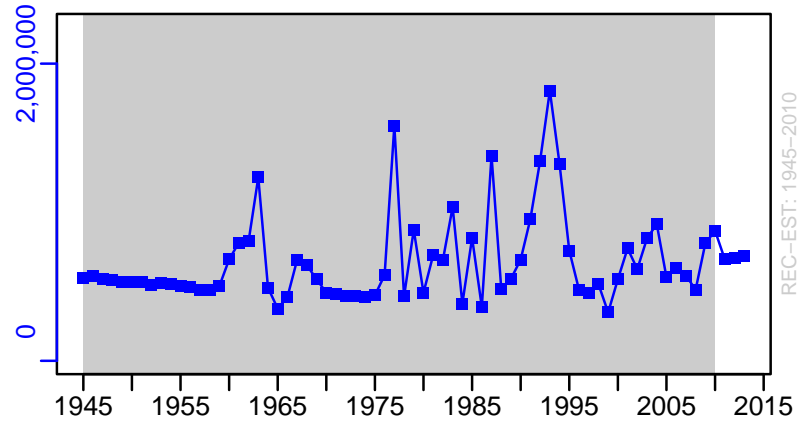
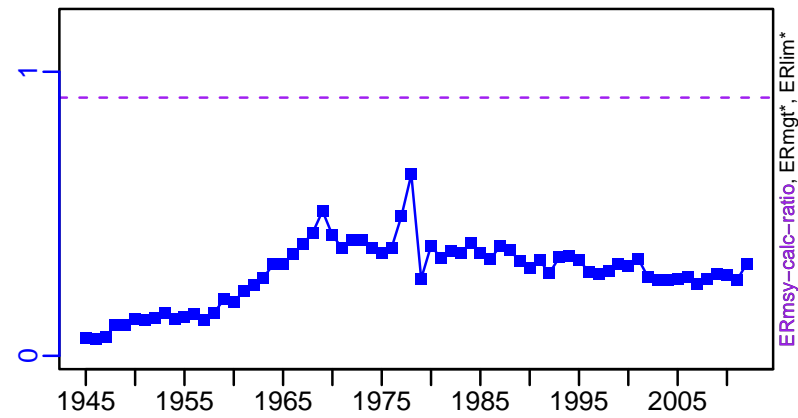
TN *

F*



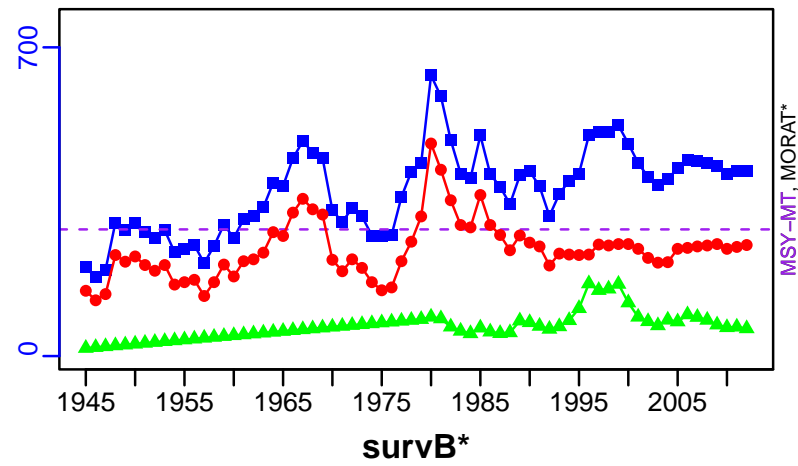
ER-ratio (1945–2013–STARR)

R-E00 (1945–2013–STARR)

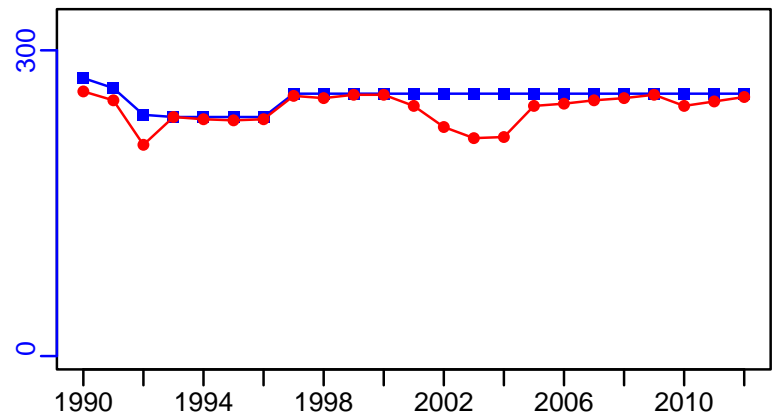


Red rock lobster New Zealand Area CRA2 [RROCKLOBSTERCRA2]

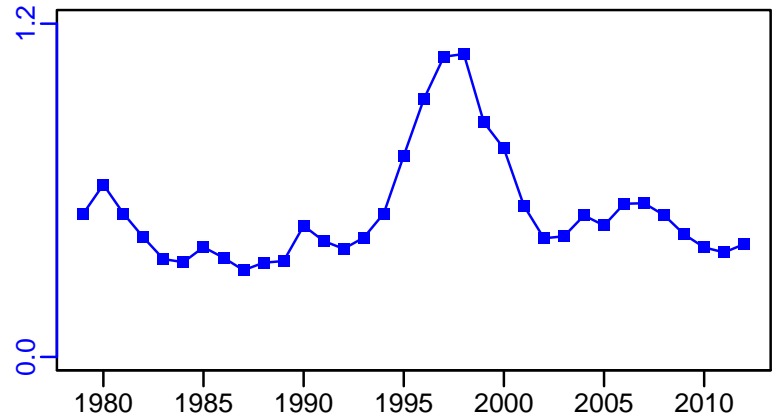
TC-MT, TL-MT, RecC-MT (1945-2013-STARR)



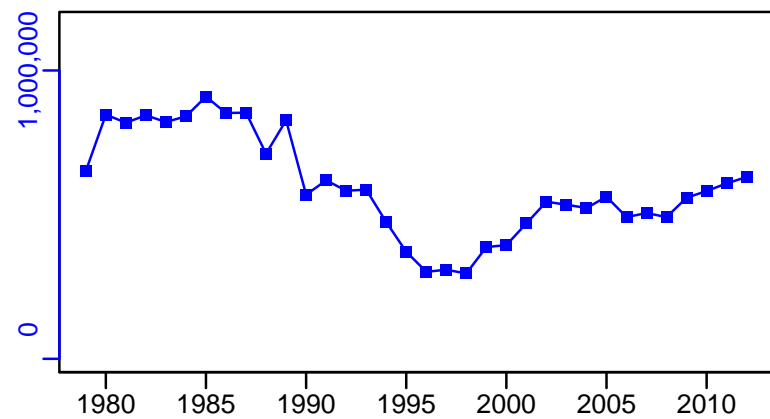
TAC-MT, Cpair-MT, Cadv* (1945-2013-STARR)



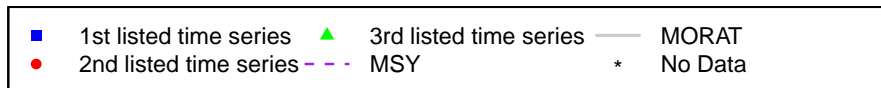
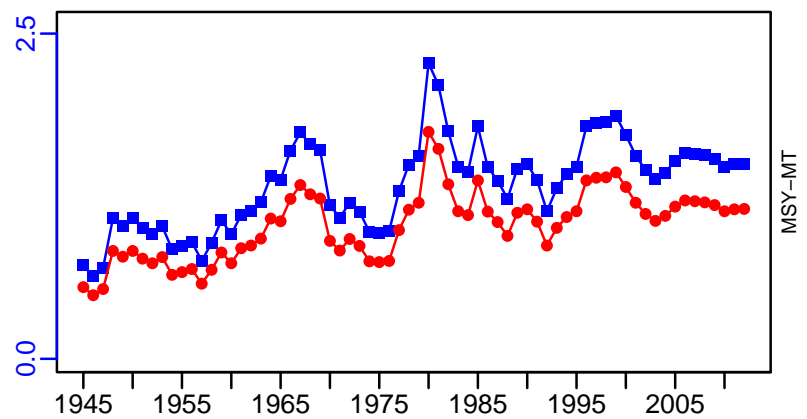
CPUE-kg/potlift (1945-2013-STARR)



EFFORT-potlift (1945-2013-STARR)



TC-MT/MSY-MT, CdivMEANC-ratio, (1945-2013-STARR)




Red rock lobster New Zealand Area CRA3 [RROCKLOBSTERCRA3]

Metadata	
Scientific Name	Jasus edwardsii
Current Assess ID	NZMFishLOBSTERWG-RROCKLOBSTERCRA3-1945-2014-STARR
Area	New Zealand Area CRA3
Management Authority	Ministry of Fisheries, New Zealand national management
Assessor	Lobster Working Group
Asmts in RAM	2007, 2014


Reference Points			
Type	ID	Asmt Year	Value
TBmsy	-	-	-
SSBmsy	-	-	-
Fmsy	-	-	-
ERmsy	-	-	-
TBmgt	-	-	-
SSBmgt	-	-	-
Fmgt	-	-	-
ERmgt	-	-	-
TB0	-	-	-
SSB0	-	-	-
MSY	MSY-MT	2014	212
M	M-1/yr	2014	0.251
TBlim	-	-	-
SSBlim	-	-	-
Flim	-	-	-
ERlim	-	-	-

Time Series					
Type	ID	Asmt Year	Curr Value	Sex	Age
TB	TB-MT	2014	2840	Both	-
SSB	-	-	-	-	-
TN	-	-	-	-	-
R	R-E00	2014	1,290,000	Both	-
F	-	-	-	-	-
ER	ER-ratio	2014	0.238	Both	-
TC	TC-MT	2014	354		
TL	TL-MT	2014	224		
TB/TBmsy	-	-	-		
SSB/SSBmsy	-	-	-		
F/Fmsy	-	-	-		
ER/ERmsy	-	-	-		
TB/TBmgt	-	-	-		
SSB/SSBmgt	-	-	-		
F/Fmgt	-	-	-		
ER/ERmgt	-	-	-		

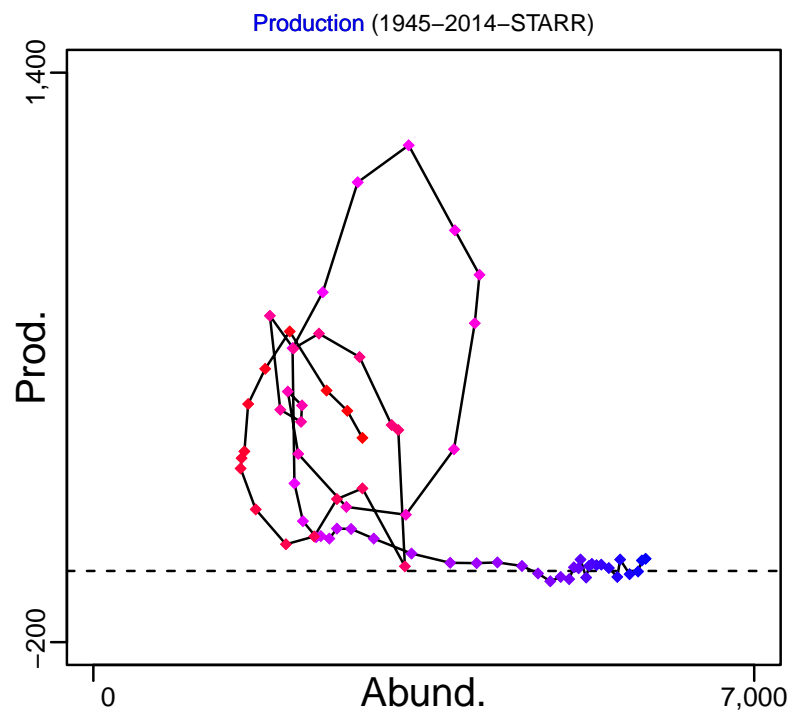

Kobe MSY*



Kobe MGT*



Spawner Recruit*


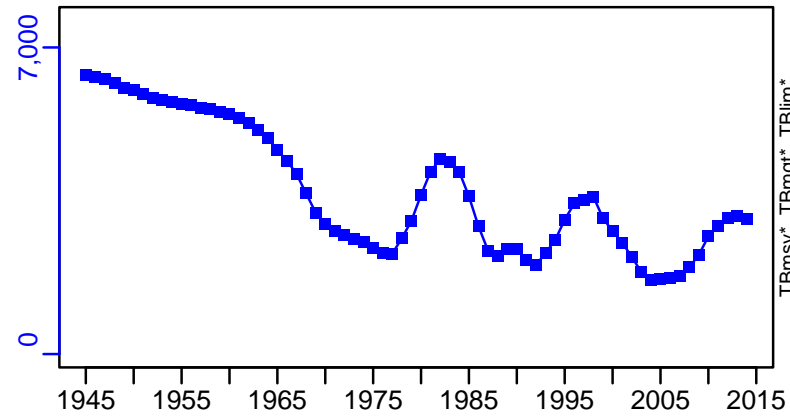


◆ Start Year ◆ End Year * No Data

Red rock lobster New Zealand Area CRA3 [RROCKLOBSTERCRA3]



TB-MT (1945–2014–STARR)

SSB*



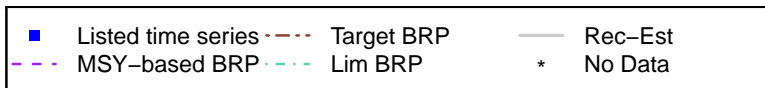
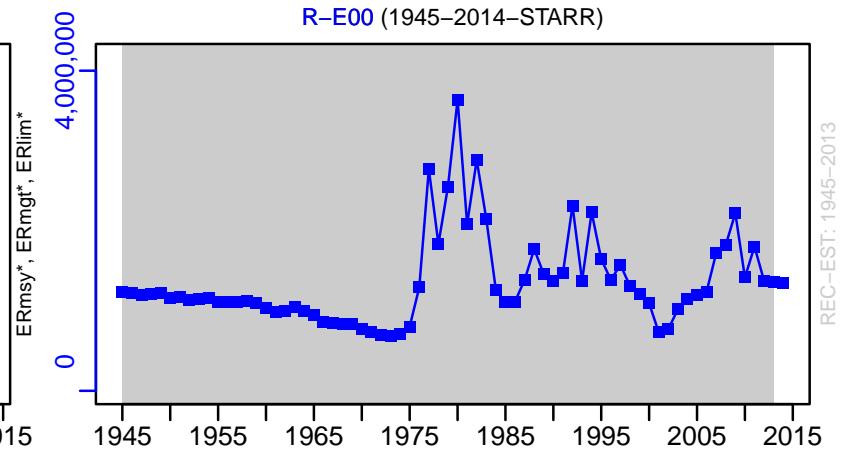
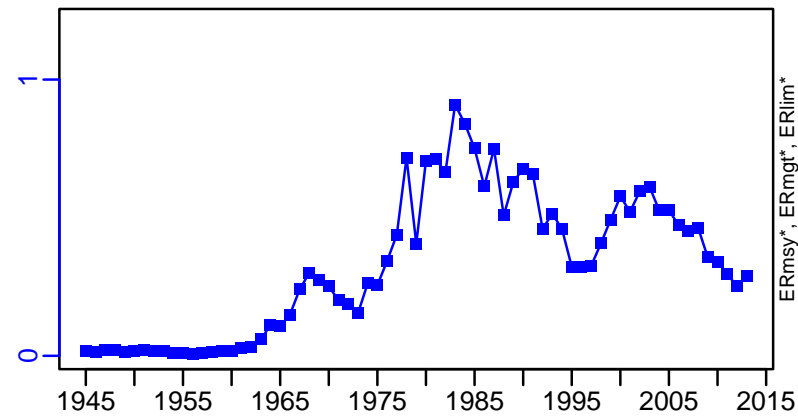
TN *

F*



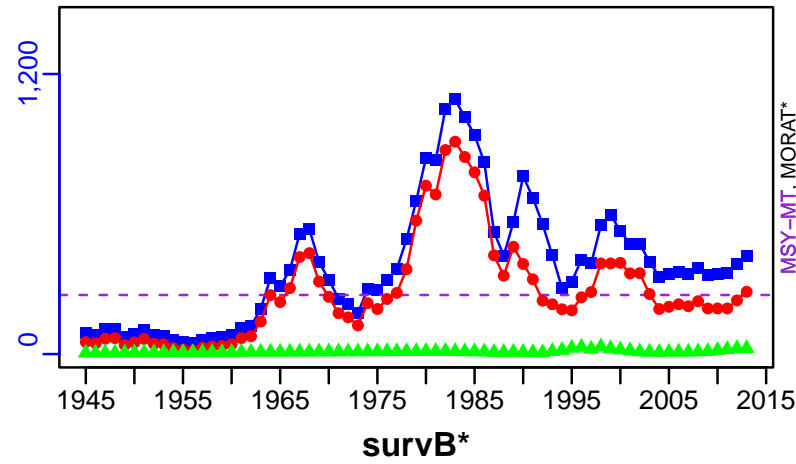
ER-ratio (1945–2014–STARR)

R-E00 (1945–2014–STARR)

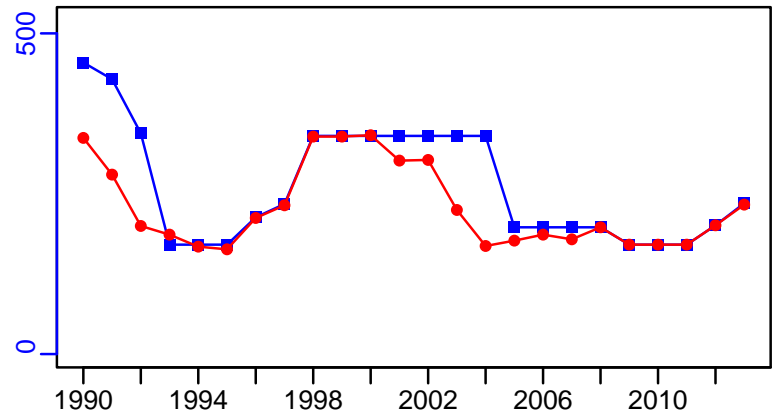


Red rock lobster New Zealand Area CRA3 [RROCKLOBSTERCRA3]

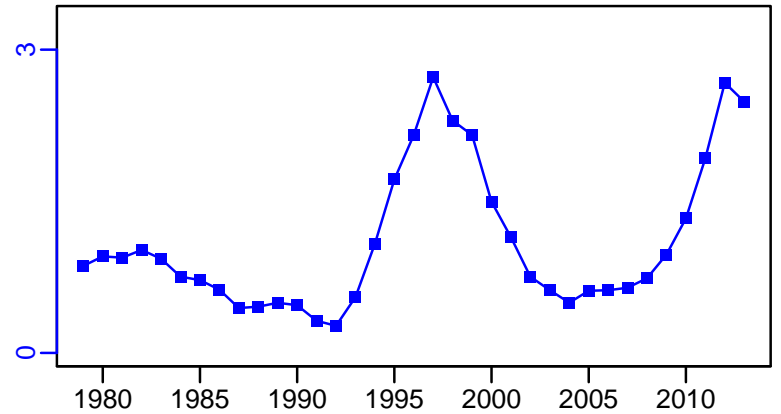
TC-MT, TL-MT, RecC-MT (1945-2014-STARR)



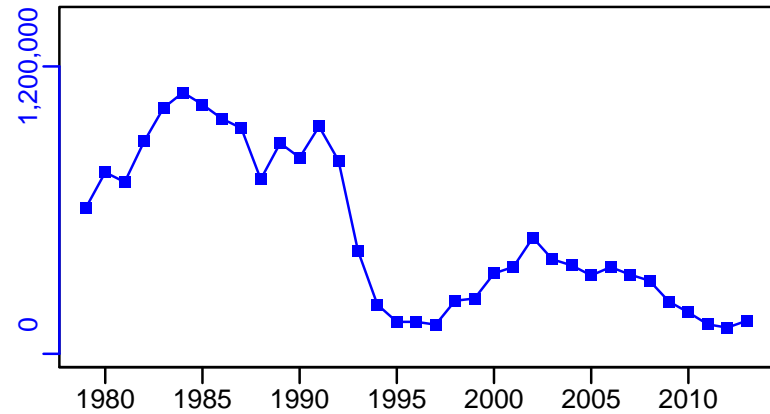
TAC-MT, Cpair-MT, Cadv* (1945-2014-STARR)



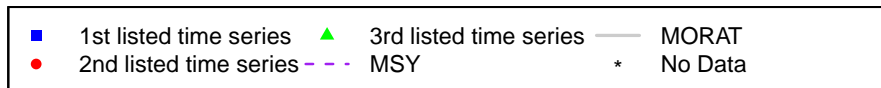
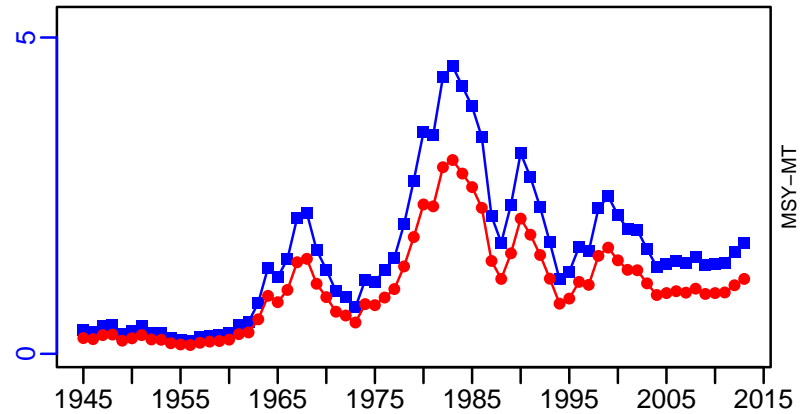
CPUE-kg/potlift (1945-2014-STARR)



EFFORT-potlift (1945-2014-STARR)



TC-MT/MSY-MT, CdivMEANC-ratio, (1945-2014-STARR)



Red rock lobster New Zealand Area CRA4 [RROCKLOBSTERCRA4]

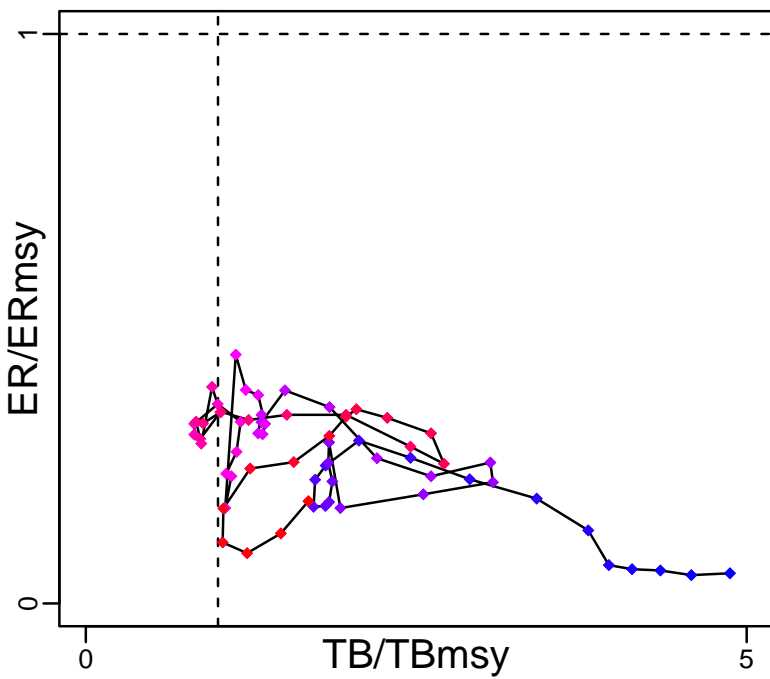
Metadata	
Scientific Name	Jasus edwardsii
Current Assess ID	NZMFishLOBSTERWG-RROCKLOBSTERCRA4-1945-2011-STARR
Area	New Zealand Area CRA4
Management Authority	Ministry of Fisheries, New Zealand national management
Assessor	Lobster Working Group
Asmts in RAM	2005, 2011

Reference Points			
Type	ID	Asmt Year	Value
TBmsy	TBmsy-MT	2011	513
SSBmsy	-	-	-
Fmsy	-	-	-
ERmsy	ERmsy-calc-ratio	2011	1.326
TBmgt	-	-	-
SSBmgt	-	-	-
Fmgt	-	-	-
ERmgt	-	-	-
TB0	-	-	-
SSB0	-	-	-
MSY	MSY-MT	2011	680
M	M-1/yr	2011	0.322
TBlim	-	-	-
SSBlim	-	-	-
Flim	-	-	-
ERlim	-	-	-

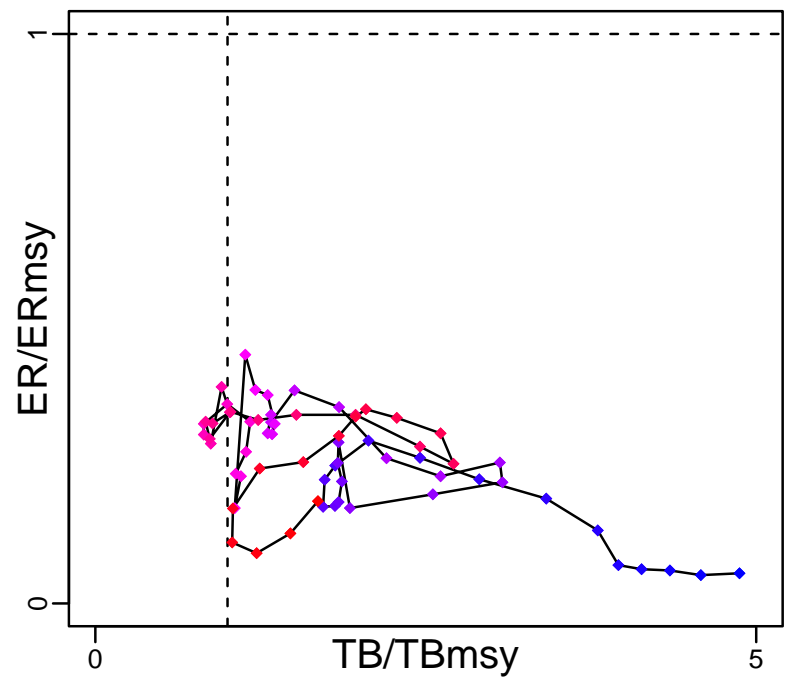
Time Series					
Type	ID	Asmt Year	Curr Value	Sex	Age
TB	TB-MT	2011	863	Both	-
SSB	-	-	-	-	-
TN	-	-	-	-	-
R	R-E00	2011	5,750,000	Both	-
F	-	-	-	-	-
ER	ER-ratio	2011	0.238	Both	-
TC	TC-MT	2011	533		
TL	TL-MT	2011	415		
TB/TBmsy	TB-MT/TBmsy-MT	2011	1.682		
SSB/SSBmsy	-	-	-		
F/Fmsy	-	-	-		
ER/ERmsy	ER-ratio/ERmsy-calc-ratio	2011	0.18		
TB/TBmgt	-	-	-		
SSB/SSBmgt	-	-	-		
F/Fmgt	-	-	-		
ER/ERmgt	-	-	-		

Red rock lobster New Zealand Area CRA4 [RROCKLOBSTERCRA4]


Kobe MSYpref (1945–2011–STARR)



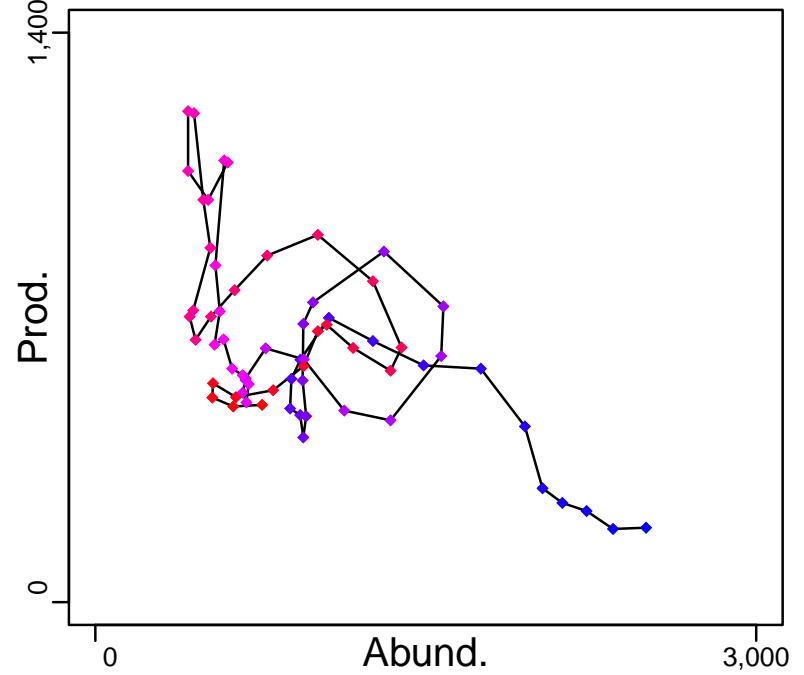
Kobe MGTpref (1945–2011–STARR)



Spawner Recruit*



Production (1945–2011–STARR)


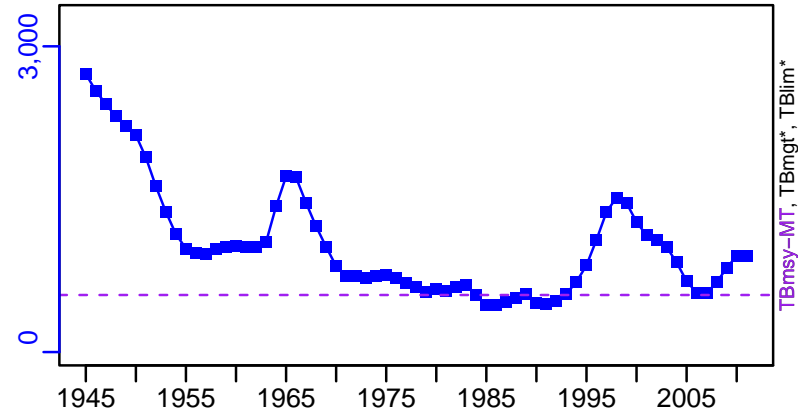


◆ Start Year ◆ End Year * No Data

Red rock lobster New Zealand Area CRA4 [RROCKLOBSTERCRA4]



TB-MT (1945–2011–STARR)

SSB*



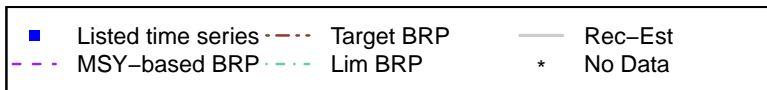
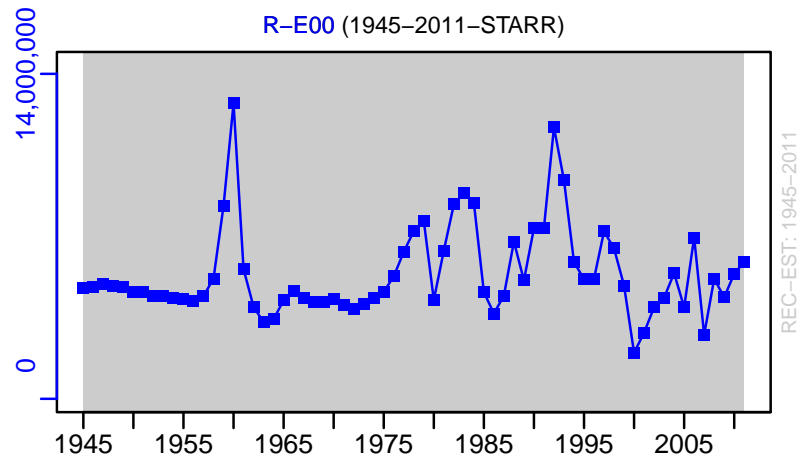
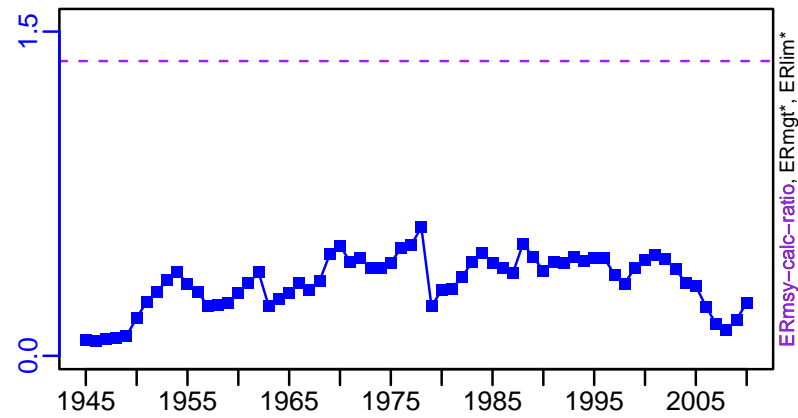
TN *

F*



ER-ratio (1945–2011–STARR)

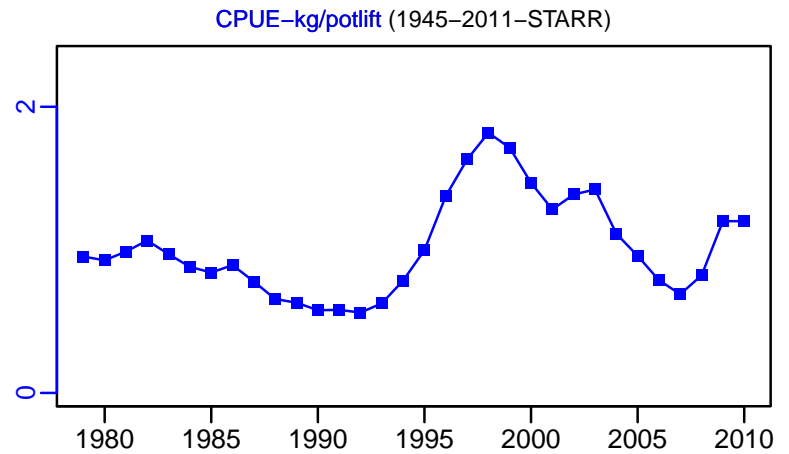

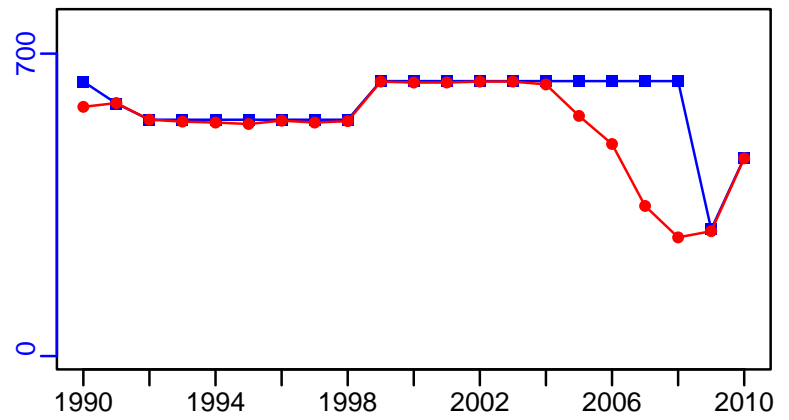
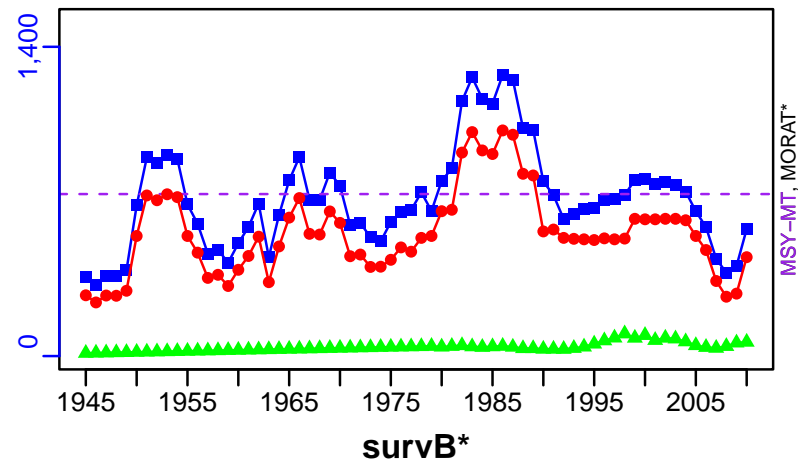
R-E00 (1945–2011–STARR)



Red rock lobster New Zealand Area CRA4 [RROCKLOBSTERCRA4]

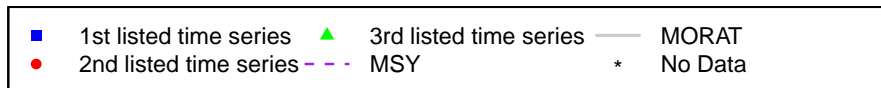
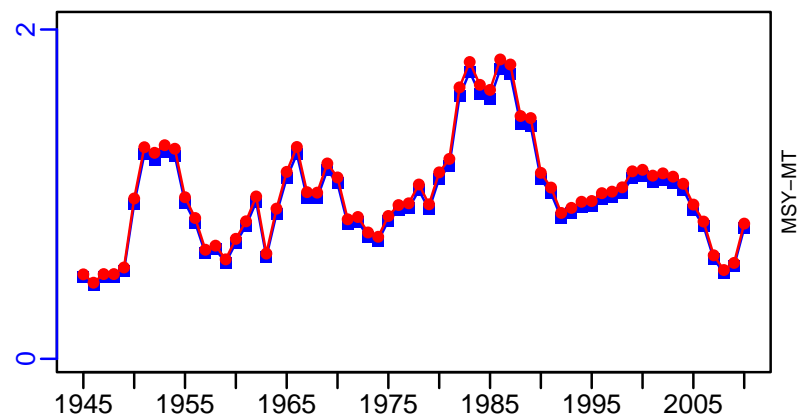
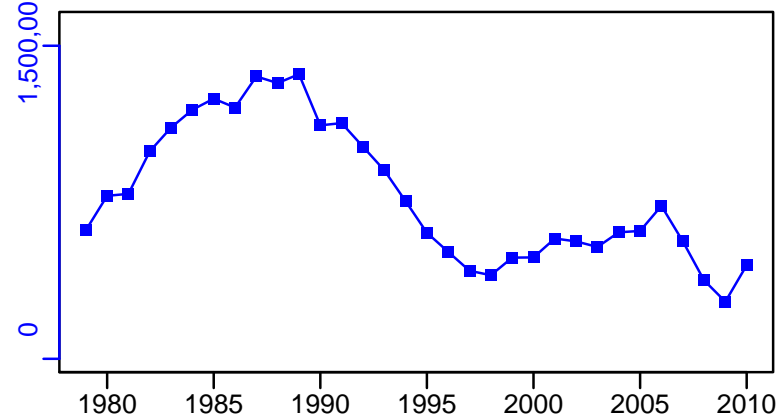
TC-MT, TL-MT, RecC-MT (1945-2011-STARR)

TAC-MT, Cpair-MT, Cadv* (1945-2011-STARR)



EFFORT-potlift (1945-2011-STARR)

TC-MT/MSY-MT, CdivMEANC-ratio, (1945-2011-STARR)




Red rock lobster New Zealand Area CRA5 [RROCKLOBSTERCRA5]

Metadata	
Scientific Name	Jasus edwardsii
Current Assess ID	NZMFishLOBSTERWG-RROCKLOBSTERCRA5-1945-2015-STARR
Area	New Zealand Area CRA5
Management Authority	Ministry of Fisheries, New Zealand national management
Assessor	Lobster Working Group
Asmts in RAM	2002, 2015


Reference Points			
Type	ID	Asmt Year	Value
TBmsy	-	-	-
SSBmsy	-	-	-
Fmsy	-	-	-
ERmsy	-	-	-
TBmgt	-	-	-
SSBmgt	-	-	-
Fmgt	-	-	-
ERmgt	-	-	-
TB0	-	-	-
SSB0	-	-	-
MSY	MSY-MT	2015	560
M	M-1/yr	2015	0.132
TBlim	-	-	-
SSBlim	-	-	-
Flim	-	-	-
ERlim	-	-	-

Time Series					
Type	ID	Asmt Year	Curr Value	Sex	Age
TB	TB-MT	2015	5050	Both	-
SSB	-	-	-	-	-
TN	-	-	-	-	-
R	R-E00	2015	1,010,000	Both	-
F	-	-	-	-	-
ER	ER-ratio	2015	0.164	Both	-
TC	TC-MT	2015	472		
TL	TL-MT	2015	349		
TB/TBmsy	-	-	-		
SSB/SSBmsy	-	-	-		
F/Fmsy	-	-	-		
ER/ERmsy	-	-	-		
TB/TBmgt	-	-	-		
SSB/SSBmgt	-	-	-		
F/Fmgt	-	-	-		
ER/ERmgt	-	-	-		

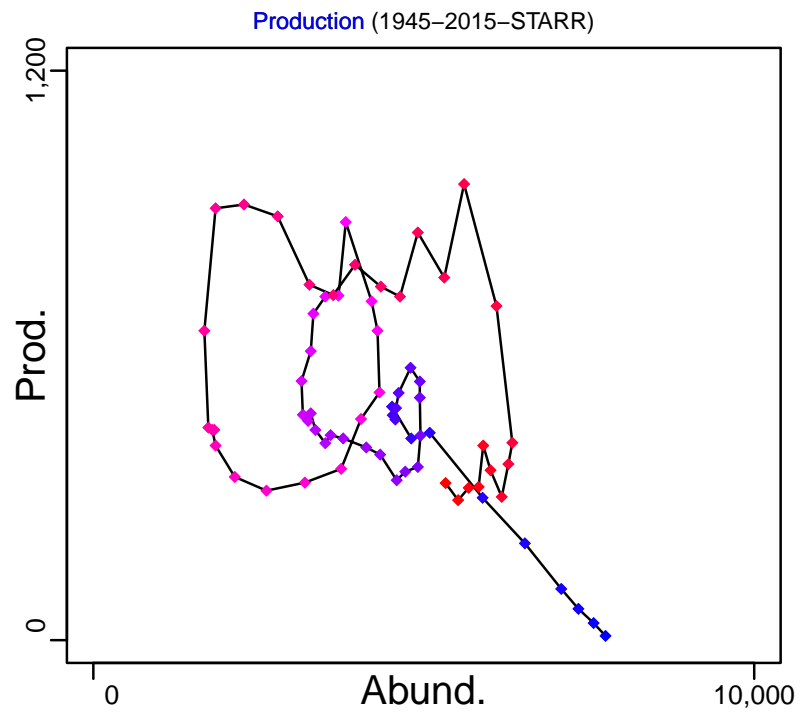

Kobe MSY*



Kobe MGT*



Spawner Recruit*


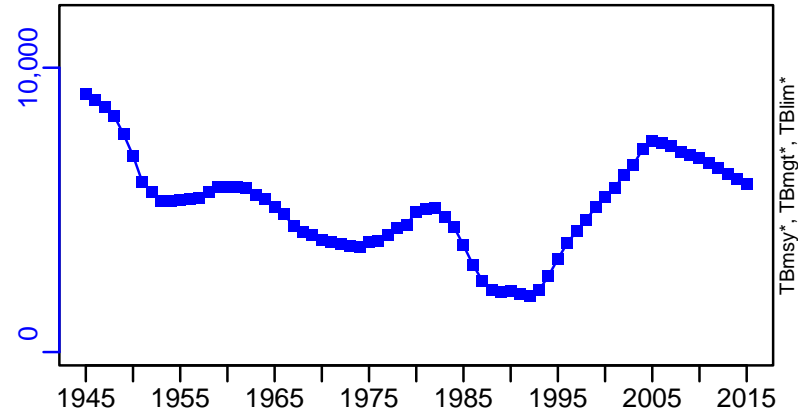


◆ Start Year ◆ End Year * No Data

Red rock lobster New Zealand Area CRA5 [RROCKLOBSTERCRA5]



TB-MT (1945–2015–STARR)

SSB*



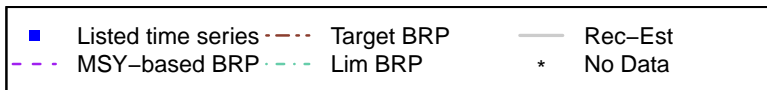
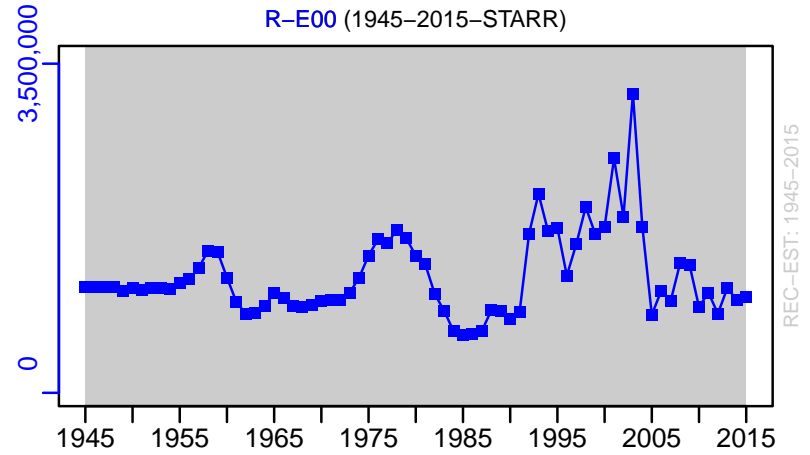
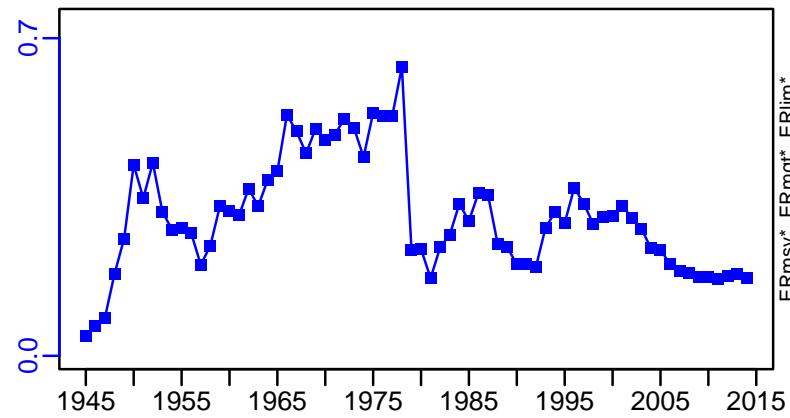
TN *

F*



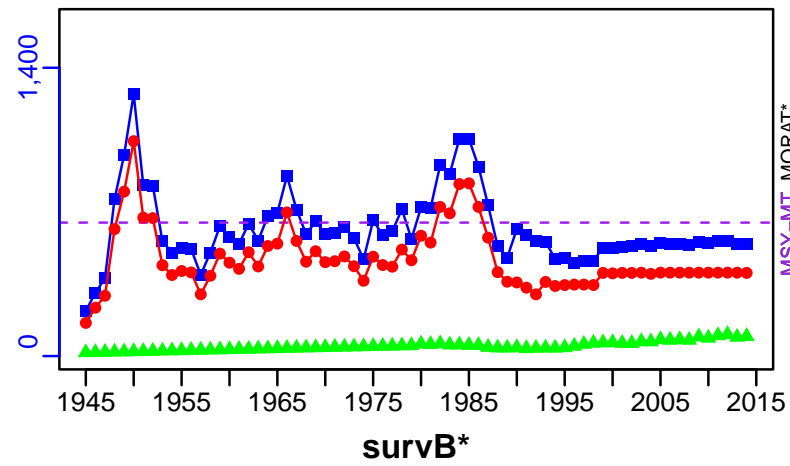
ER-ratio (1945–2015–STARR)

R-E00 (1945–2015–STARR)

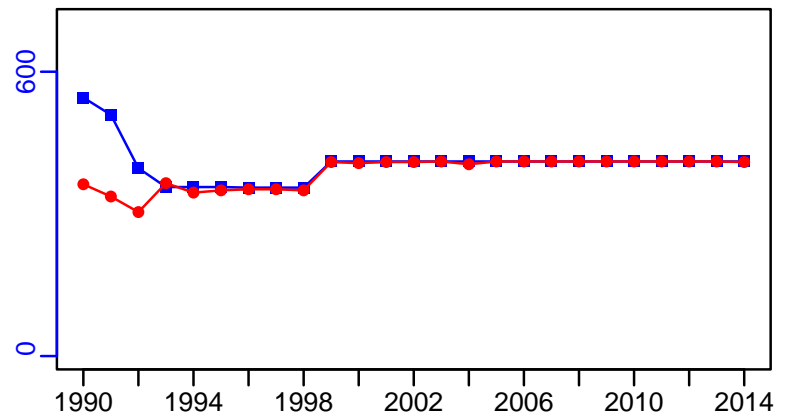


Red rock lobster New Zealand Area CRA5 [RROCKLOBSTERCRA5]

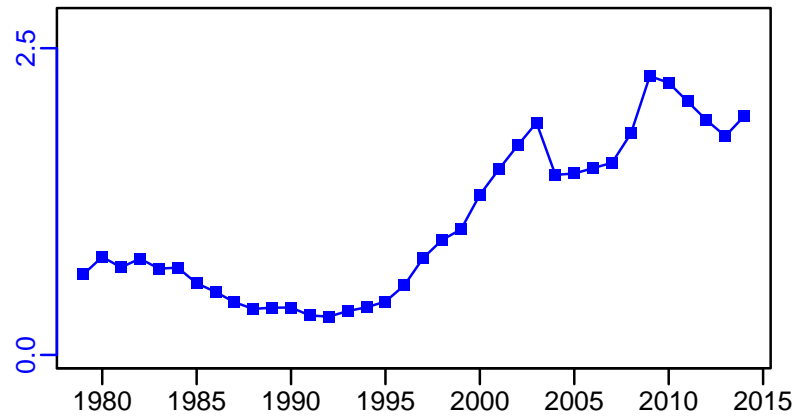
TC-MT, TL-MT, RecC-MT (1945-2015-STARR)



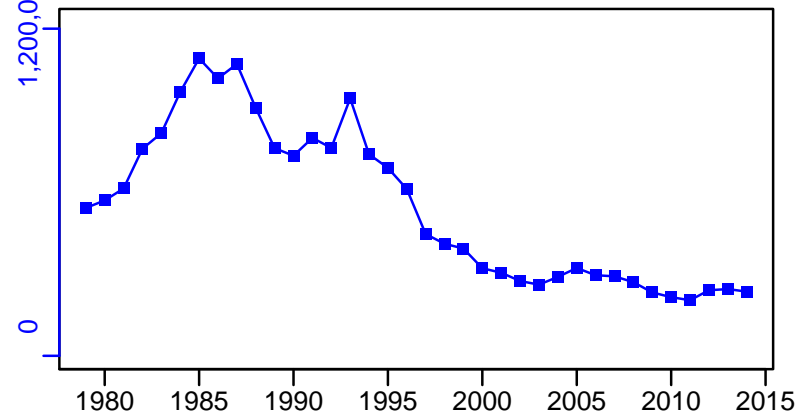
TAC-MT, Cpair-MT, Cadv* (1945-2015-STARR)



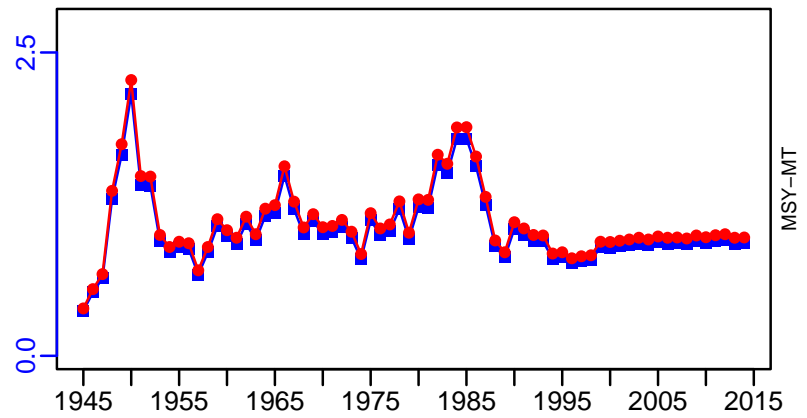
CPUE-kg/potlift (1945-2015-STARR)



EFFORT-potlift (1945-2015-STARR)



TC-MT/MSY-MT, CdivMEANC-ratio, (1945-2015-STARR)



■ 1st listed time series ▲ 3rd listed time series — MORAT
 ● 2nd listed time series - - - MSY * No Data

Red rock lobster New Zealand Area CRA7 [RROCKLOBSTERCRA7]

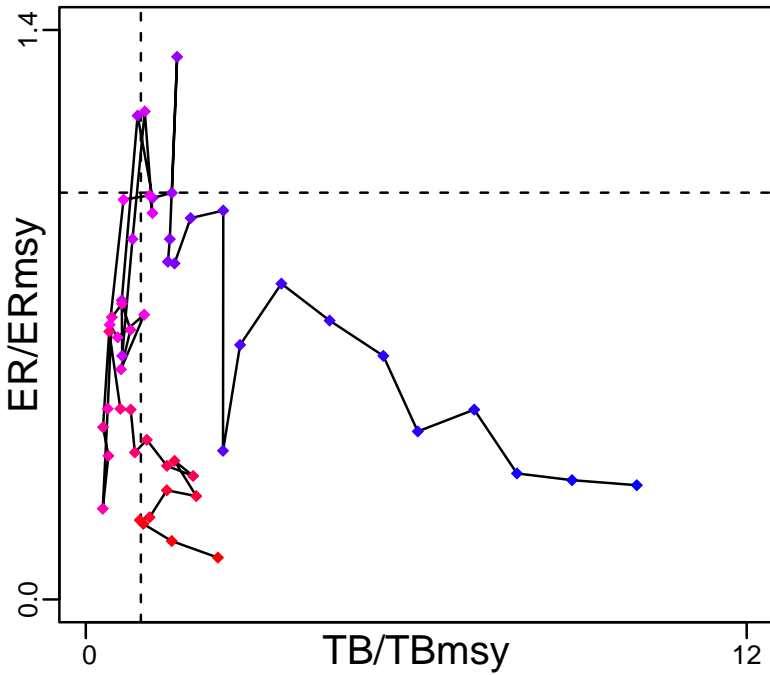
Metadata	
Scientific Name	Jasus edwardsii
Current Assess ID	NZMFishLOBSTERWG-RROCKLOBSTERCRA7-1963-2015-STARR
Area	New Zealand Area CRA7
Management Authority	Ministry of Fisheries, New Zealand national management
Assessor	Lobster Working Group
Asmts in RAM	2015, 2005

Reference Points			
Type	ID	Asmt Year	Value
TBmsy	TBmsy-MT	2015	400
SSBmsy	-	-	-
Fmsy	-	-	-
ERmsy	ERmsy-calc-ratio	2015	0.484
TBmgt	-	-	-
SSBmgt	-	-	-
Fmgt	-	-	-
ERmgt	-	-	-
TB0	-	-	-
SSB0	-	-	-
MSY	MSY-MT	2015	194
M	M-1/yr	2015	0.103
TBlim	-	-	-
SSBlim	-	-	-
Flim	-	-	-
ERlim	-	-	-

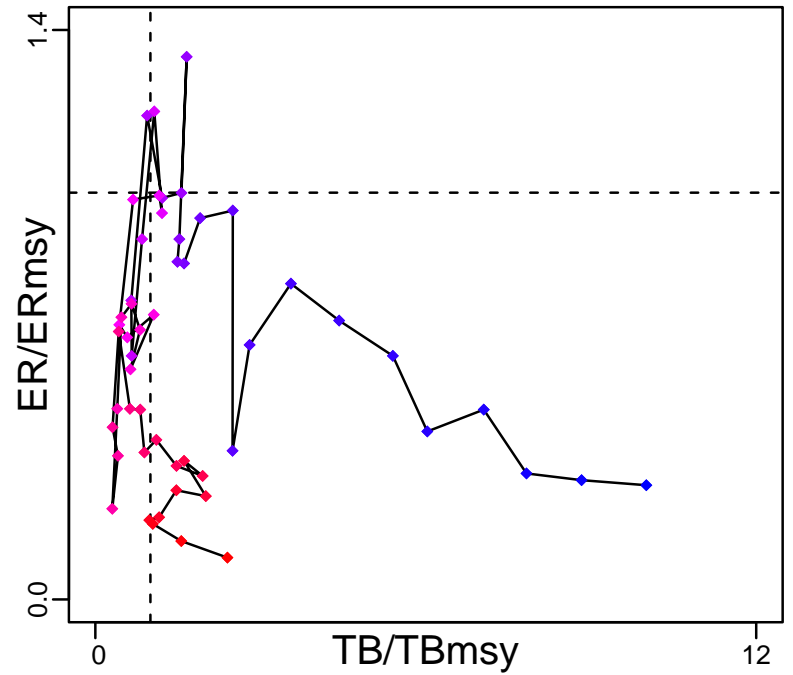
Time Series					
Type	ID	Asmt Year	Curr Value	Sex	Age
TB	TB-MT	2015	962	Both	-
SSB	-	-	-	-	-
TN	-	-	-	-	-
R	R-E00	2015	871,000	Both	-
F	-	-	-	-	-
ER	ER-ratio	2015	0.05	Both	-
TC	TC-MT	2015	75		
TL	TL-MT	2015	66		
TB/TBmsy	TB-MT/TBmsy-MT	2015	2.406		
SSB/SSBmsy	-	-	-		
F/Fmsy	-	-	-		
ER/ERmsy	ER-ratio/ERmsy-calc-ratio	2015	0.103		
TB/TBmgt	-	-	-		
SSB/SSBmgt	-	-	-		
F/Fmgt	-	-	-		
ER/ERmgt	-	-	-		

Red rock lobster New Zealand Area CRA7 [RROCKLOBSTERCRA7]


Kobe MSYpref (1963–2015–STARR)



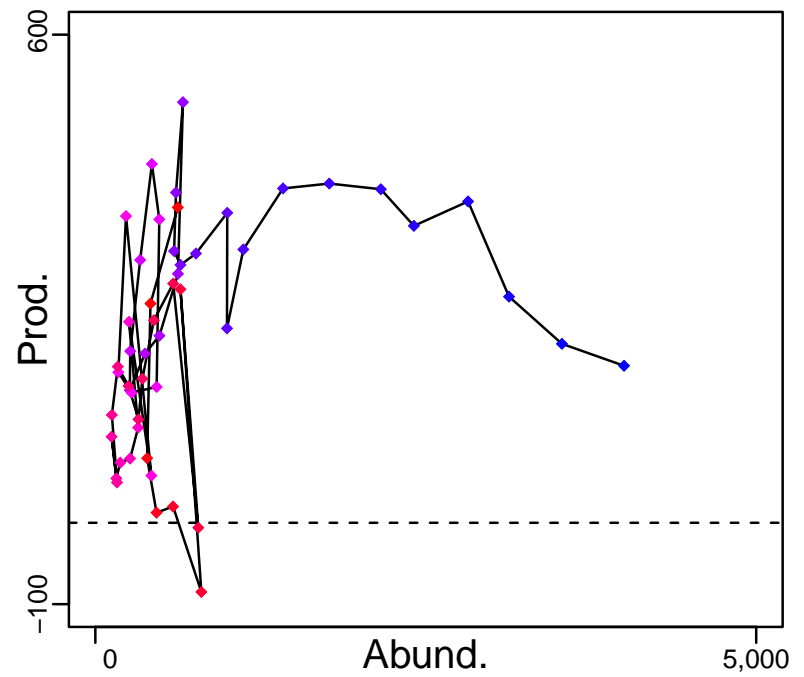
Kobe MGTpref (1963–2015–STARR)



Spawner Recruit*



Production (1963–2015–STARR)


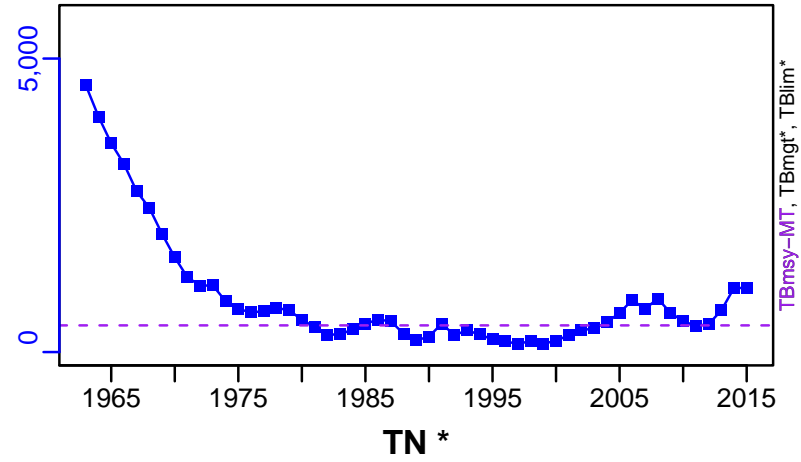


◆ Start Year ◆ End Year * No Data

Red rock lobster New Zealand Area CRA7 [RROCKLOBSTERCRA7]



TB-MT (1963–2015–STARR)

SSB*



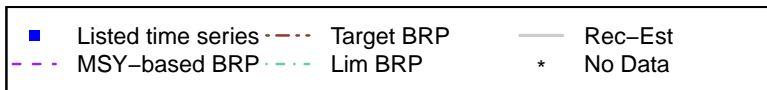
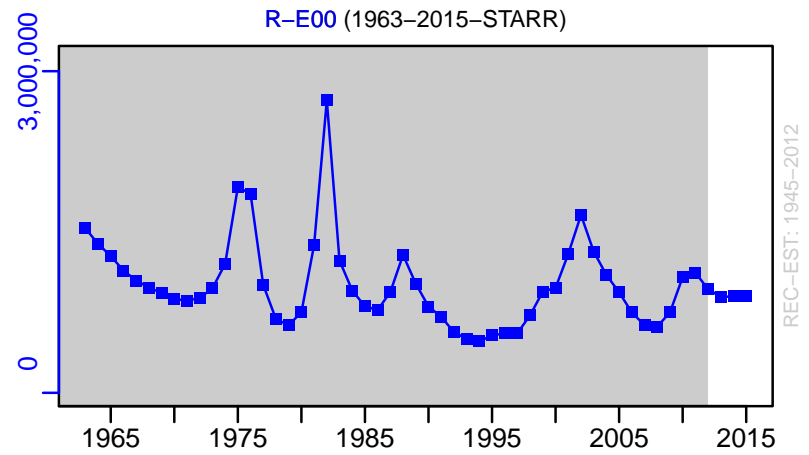
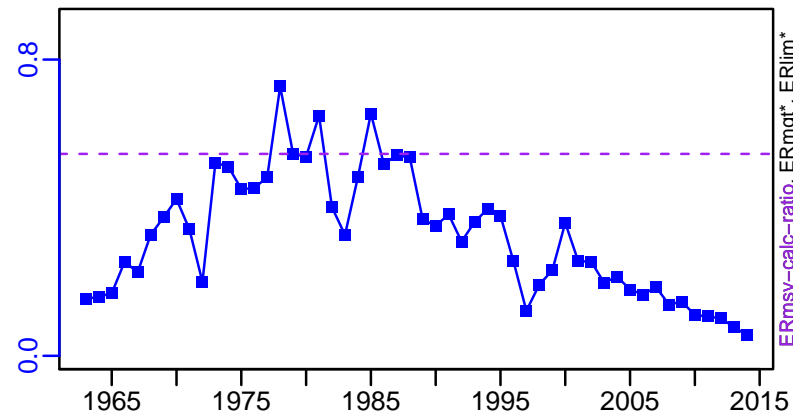
TN *

F*



ER-ratio (1963–2015–STARR)

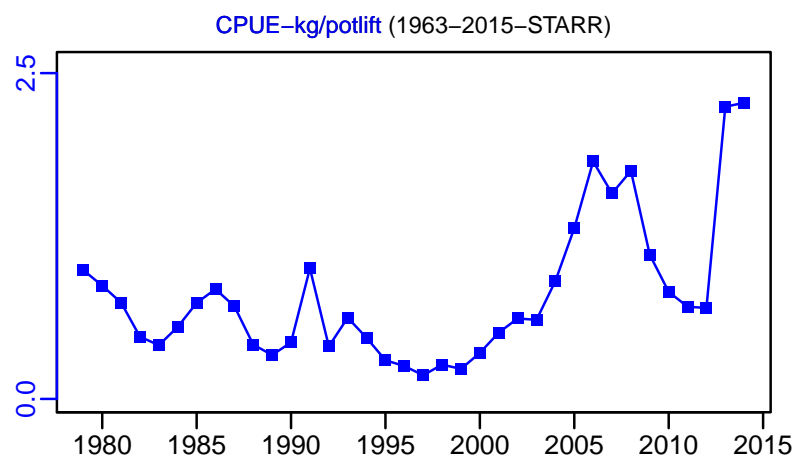

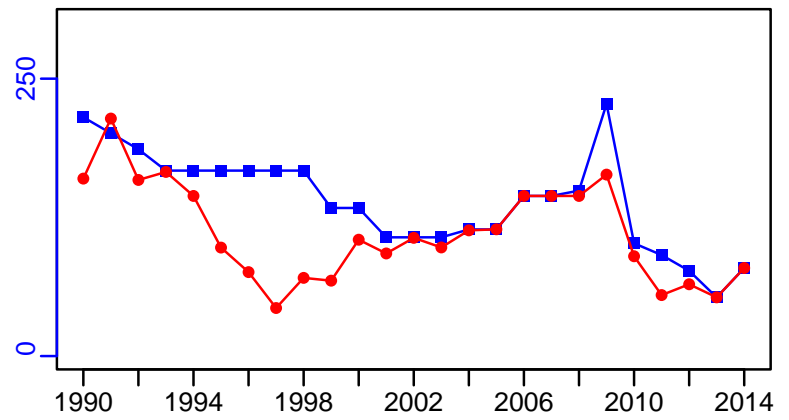
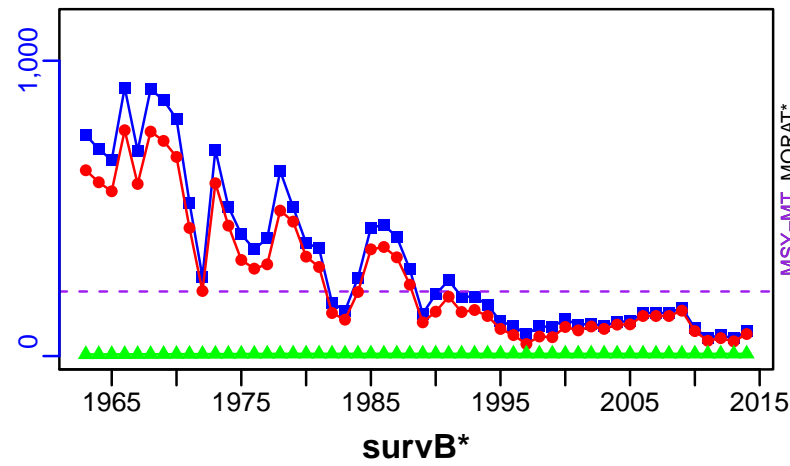
R-E00 (1963–2015–STARR)



Red rock lobster New Zealand Area CRA7 [RROCKLOBSTERCRA7]

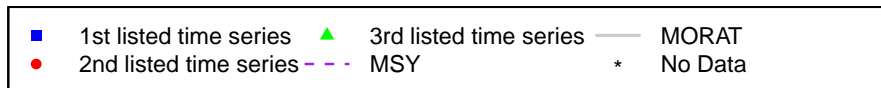
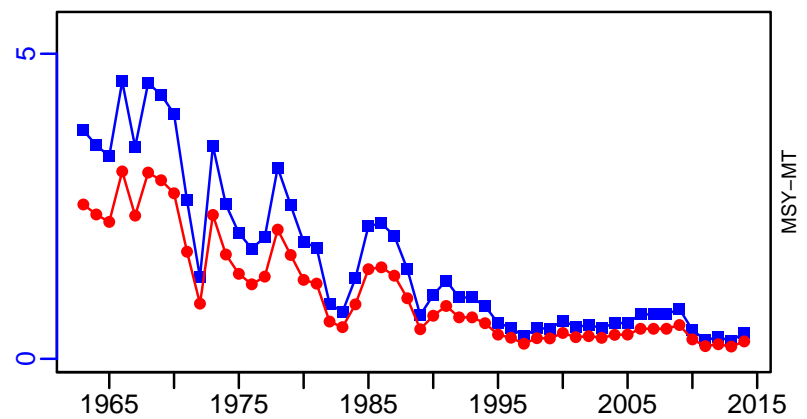
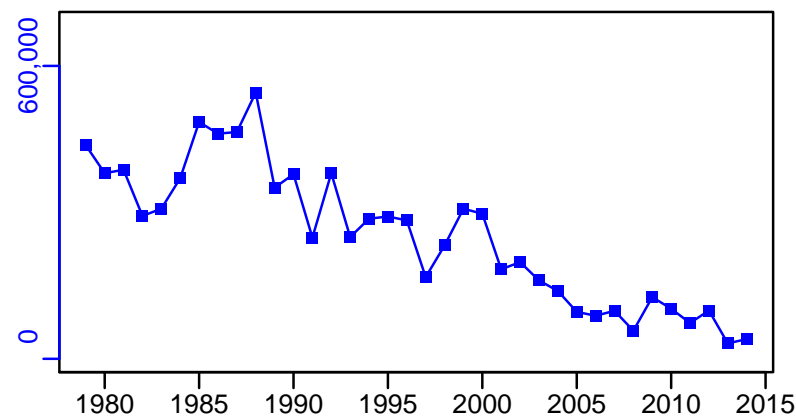
TC-MT, TL-MT, RecC-MT (1963-2015-STARR)

TAC-MT, Cpair-MT, Cadv* (1963-2015-STARR)



EFFORT-potlift (1963-2015-STARR)

TC-MT/MSY-MT, CdivMEANC-ratio, (1963-2015-STARR)



Red rock lobster New Zealand Area CRA8 [RROCKLOBSTERCRA8]

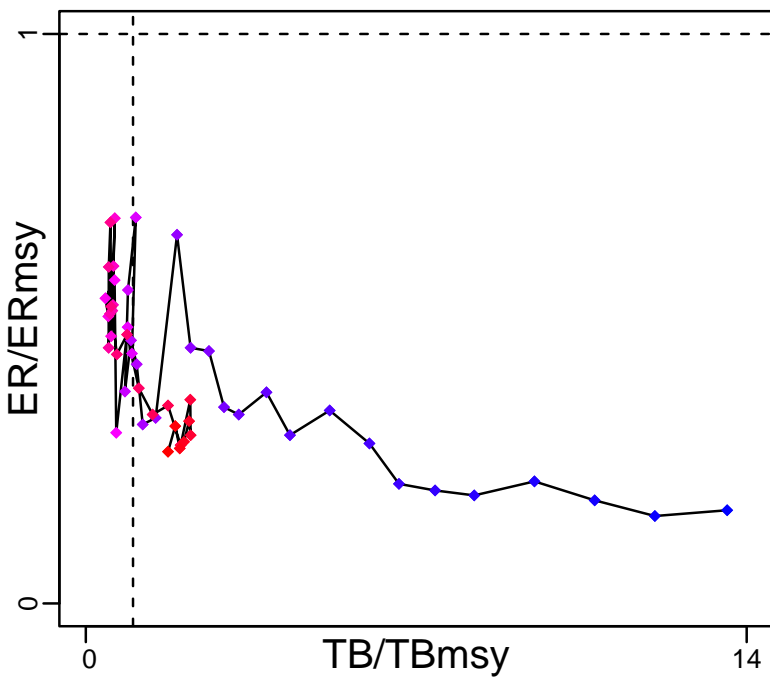
Metadata	
Scientific Name	Jasus edwardsii
Current Assess ID	NZMFishLOBSTERWG-RROCKLOBSTERCRA8-1963-2015-STARR
Area	New Zealand Area CRA8
Management Authority	Ministry of Fisheries, New Zealand national management
Assessor	Lobster Working Group
Asmts in RAM	2015, 2005

Reference Points			
Type	ID	Asmt Year	Value
TBmsy	TBmsy-MT	2015	1568
SSBmsy	-	-	-
Fmsy	-	-	-
ERmsy	ERmsy-calc-ratio	2015	0.69
TBmgt	-	-	-
SSBmgt	-	-	-
Fmgt	-	-	-
ERmgt	-	-	-
TB0	-	-	-
SSB0	-	-	-
MSY	MSY-MT	2015	1083
M	M-1/yr	2015	0.095
TBlim	-	-	-
SSBlim	-	-	-
Flim	-	-	-
ERlim	-	-	-

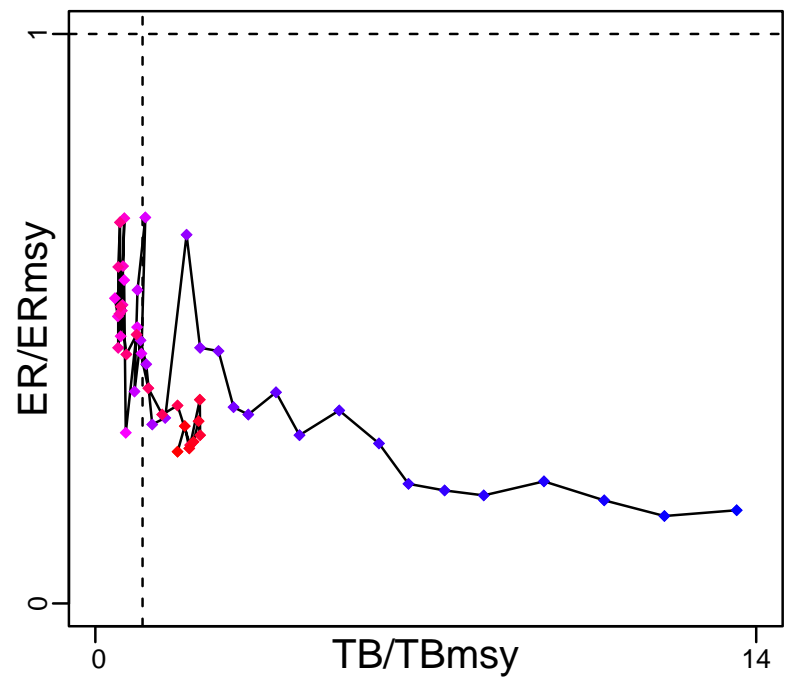
Time Series					
Type	ID	Asmt Year	Curr Value	Sex	Age
TB	TB-MT	2015	2630	Both	-
SSB	-	-	-	-	-
TN	-	-	-	-	-
R	R-E00	2015	1,140,000	Both	-
F	-	-	-	-	-
ER	ER-ratio	2015	0.184	Both	-
TC	TC-MT	2015	1010		
TL	TL-MT	2015	960		
TB/TBmsy	TB-MT/TBmsy-MT	2015	1.678		
SSB/SSBmsy	-	-	-		
F/Fmsy	-	-	-		
ER/ERmsy	ER-ratio/ERmsy-calc-ratio	2015	0.266		
TB/TBmgt	-	-	-		
SSB/SSBmgt	-	-	-		
F/Fmgt	-	-	-		
ER/ERmgt	-	-	-		

Red rock lobster New Zealand Area CRA8 [RROCKLOBSTERCRA8]


Kobe MSYpref (1963–2015–STARR)



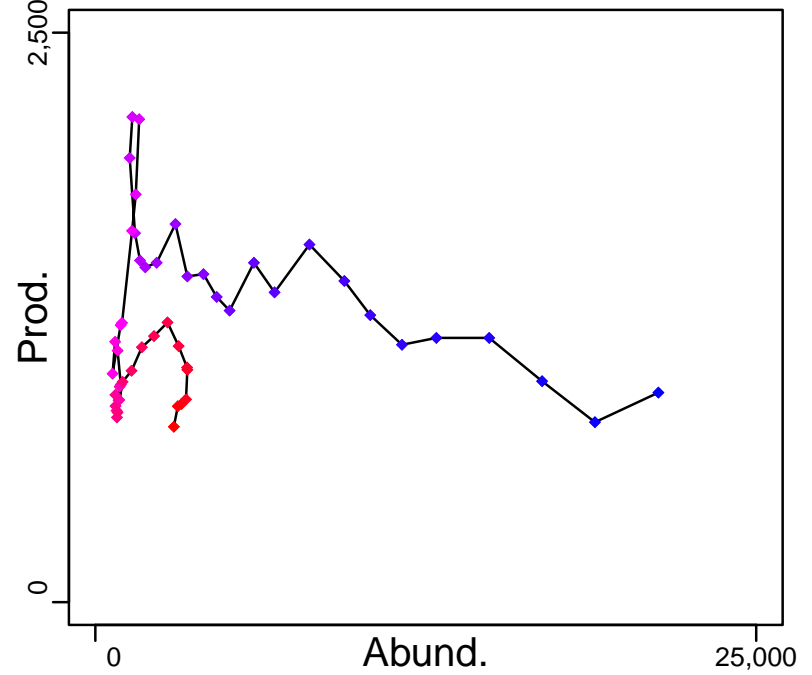
Kobe MGTpref (1963–2015–STARR)



Spawner Recruit*



Production (1963–2015–STARR)


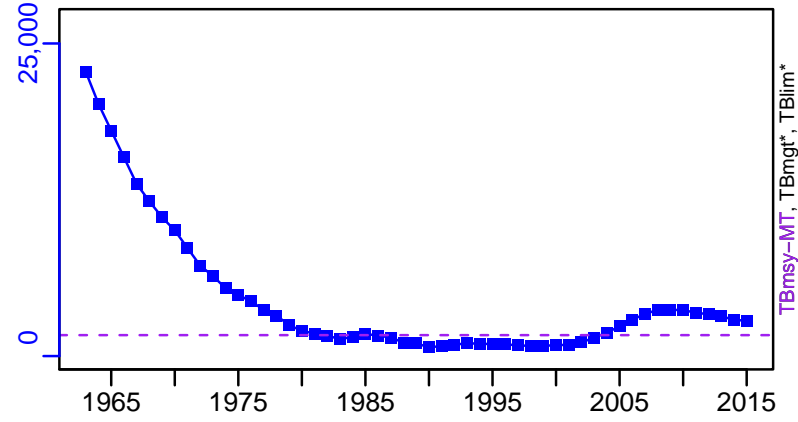


◆ Start Year ◆ End Year * No Data

Red rock lobster New Zealand Area CRA8 [RROCKLOBSTERCRA8]



TB-MT (1963–2015–STARR)

SSB*



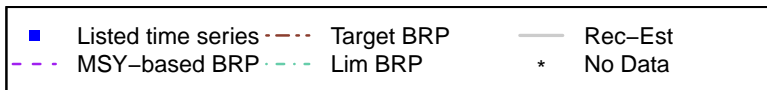
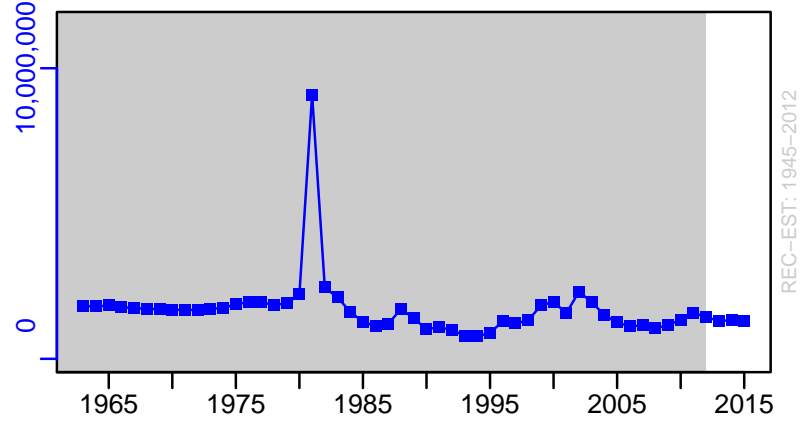
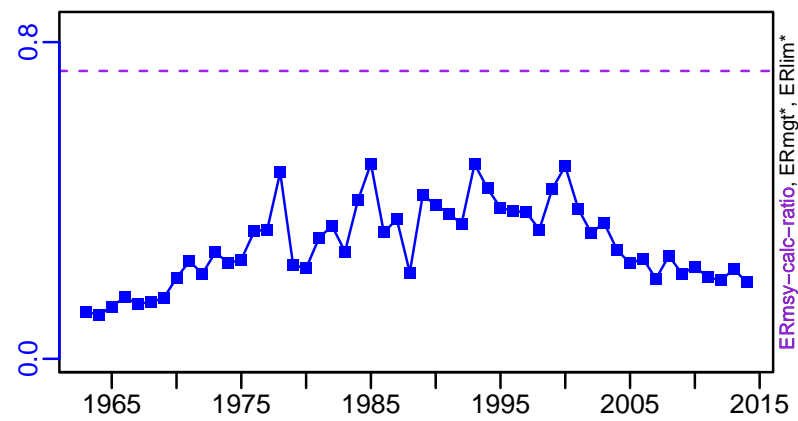
TN *

F*



ER-ratio (1963–2015–STARR)

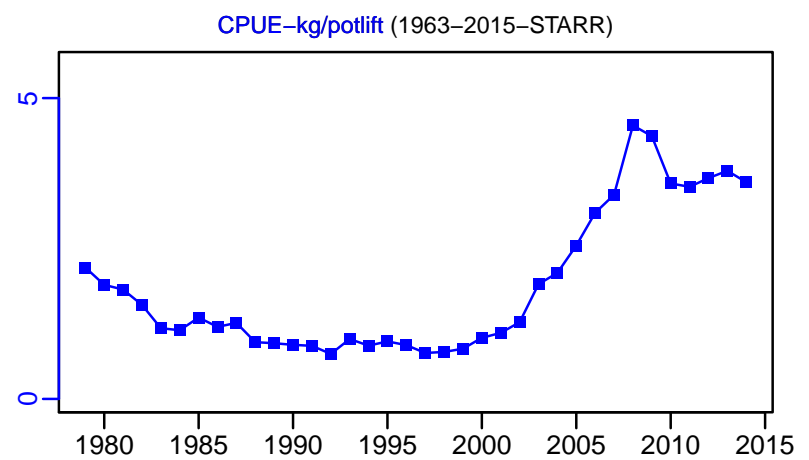

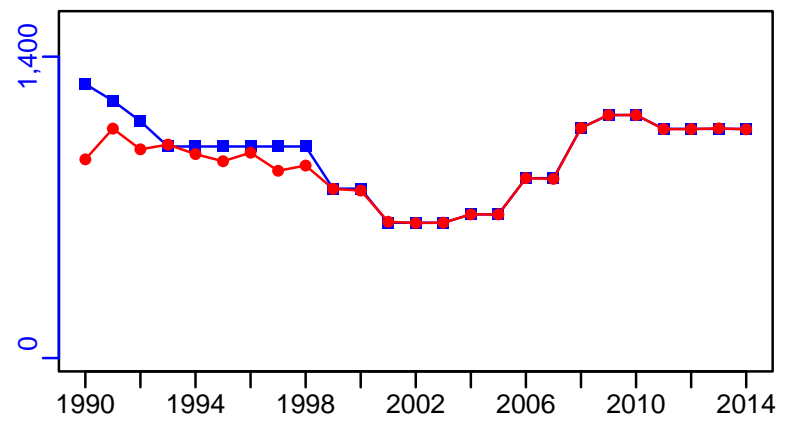
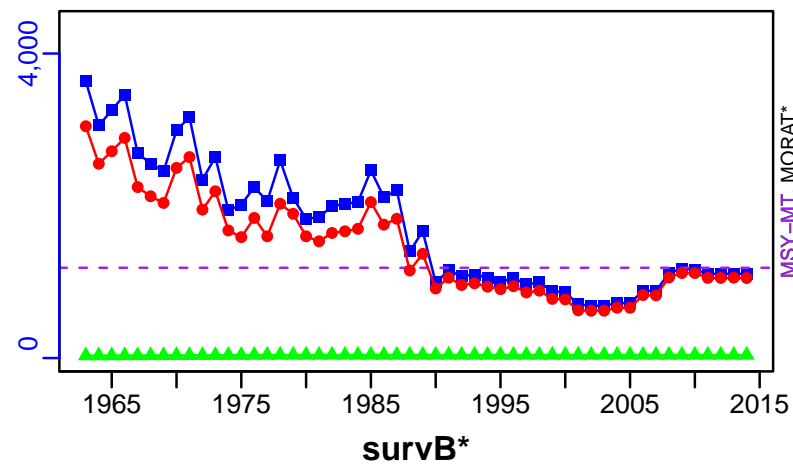
R-E00 (1963–2015–STARR)



Red rock lobster New Zealand Area CRA8 [RROCKLOBSTERCRA8]

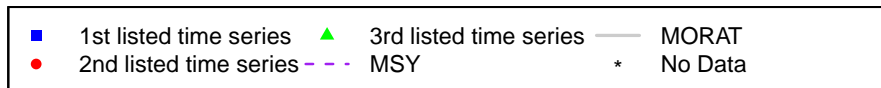
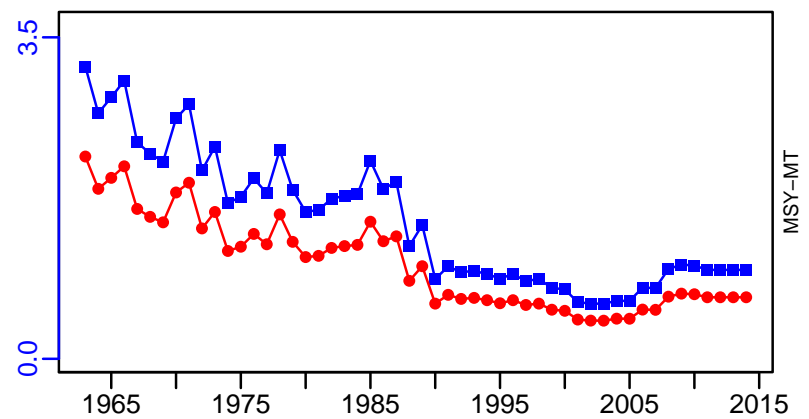
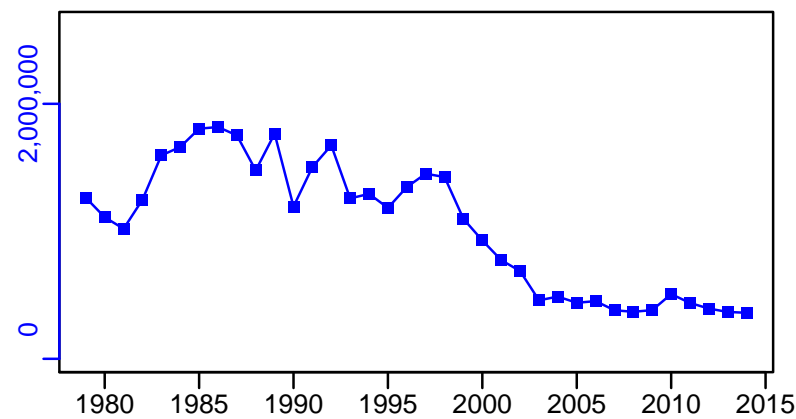
TC-MT, TL-MT, RecC-MT (1963-2015-STARR)

TAC-MT, Cpair-MT, Cadv* (1963-2015-STARR)



EFFORT-potlift (1963-2015-STARR)

TC-MT/MSY-MT, CdivMEANC-ratio, (1963-2015-STARR)




Rock lobster South Australia Northern Zone [RROCKLOBSTERSAUSNZ]

Metadata	
Scientific Name	Jasus edwardsii
Current Assess ID	SARDI-RROCKLOBSTERSAUSNZ-1966-2010-BANOBI
Area	South Australia Northern Zone
Management Authority	South Australian Research and Development Institute
Assessor	South Australian Research and Development Institute
Asmts in RAM	2010


Reference Points			
Type	ID	Asmt Year	Value
TBmsy	-	-	-
SSBmsy	-	-	-
Fmsy	-	-	-
ERmsy	-	-	-
TBmgt	-	-	-
SSBmgt	-	-	-
Fmgt	-	-	-
ERmgt	-	-	-
TB0	-	-	-
SSB0	-	-	-
MSY	-	-	-
M	M-1/yr	2010	0.1
TBlim	-	-	-
SSBlim	-	-	-
Flim	-	-	-
ERlim	-	-	-

Time Series					
Type	ID	Asmt Year	Curr Value	Sex	Age
TB	TB-MT	2010	1750	-	-
SSB	SSB-E00eggs	2010	2.02×10^{11}	-	-
TN	-	-	-	-	-
R	R-E00	2010	1,180,000	-	-
F	-	-	-	-	-
ER	ER-ratio	2010	0.177	-	-
TC	-	-	-		
TL	TL-MT	2010	312		
TB/TBmsy	-	-	-		
SSB/SSBmsy	-	-	-		
F/Fmsy	-	-	-		
ER/ERmsy	-	-	-		
TB/TBmgt	-	-	-		
SSB/SSBmgt	-	-	-		
F/Fmgt	-	-	-		
ER/ERmgt	-	-	-		

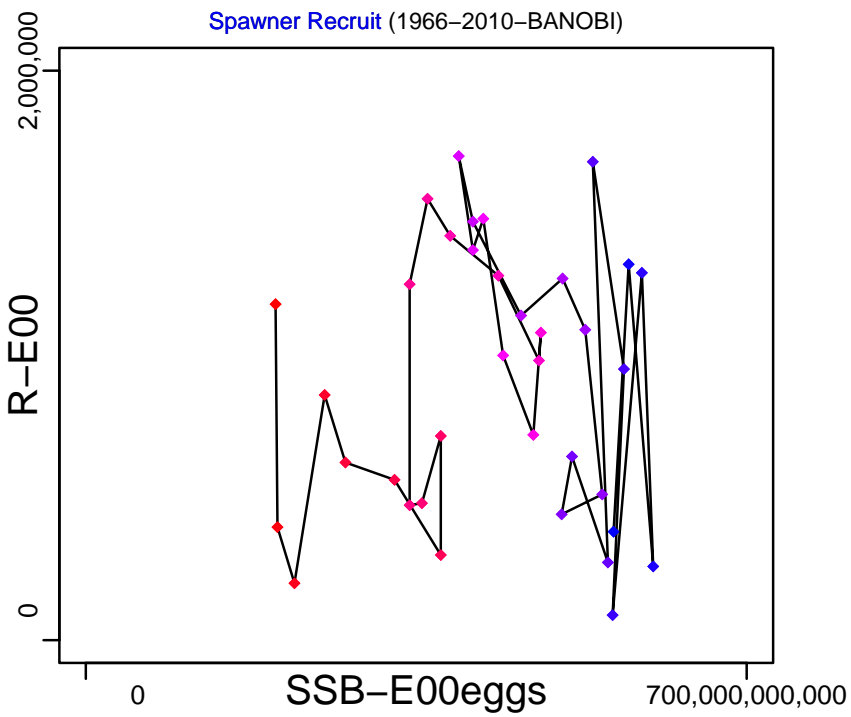
Kobe MSY*



Kobe MGT*



Spawner Recruit (1966–2010–BANOB1)



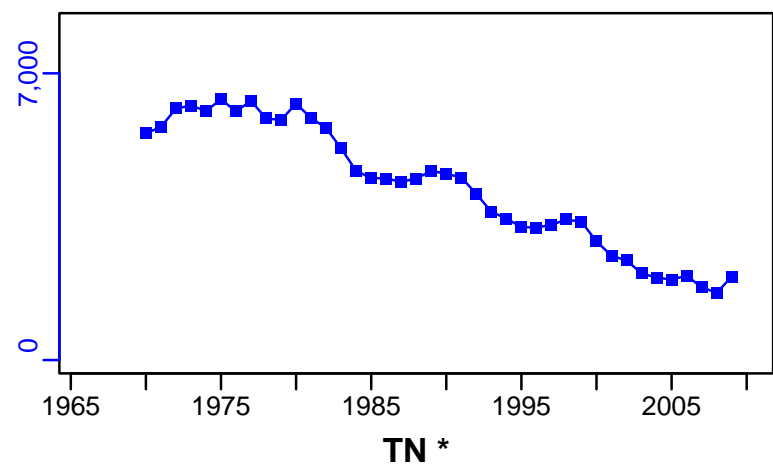
Production*



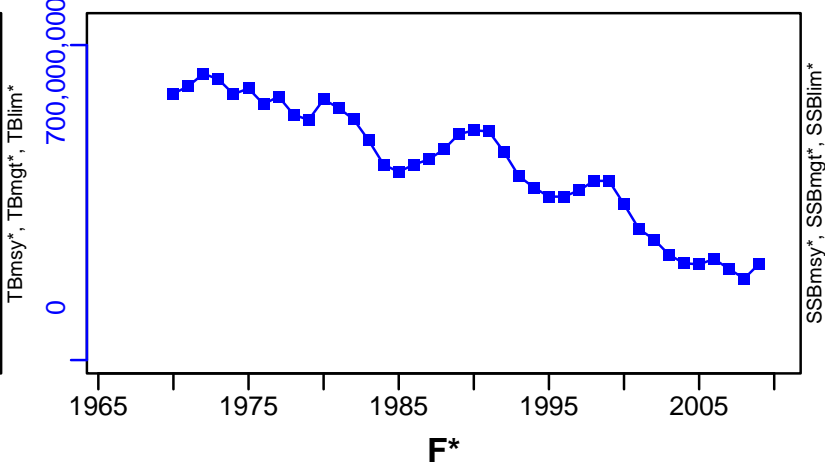
◆ Start Year ◆ End Year * No Data

Rock lobster South Australia Northern Zone [RROCKLOBSTERSAUSNZ]

TB-MT (1966–2010–BANOB1)



SSB-E00eggs (1966–2010–BANOB1)

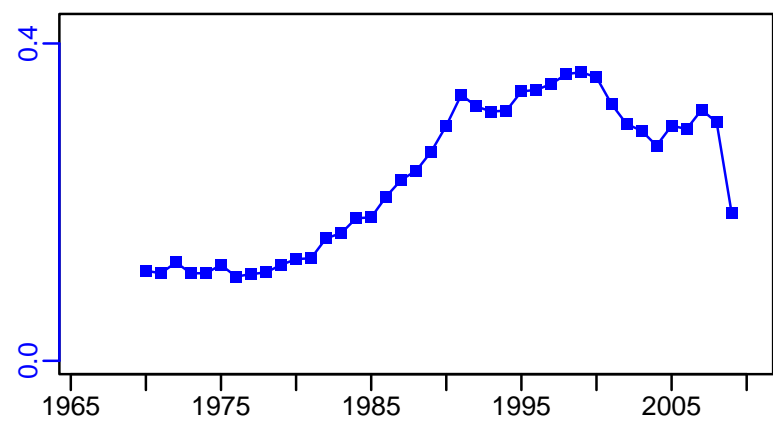


TN *

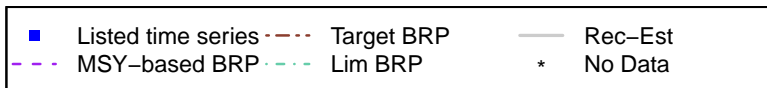
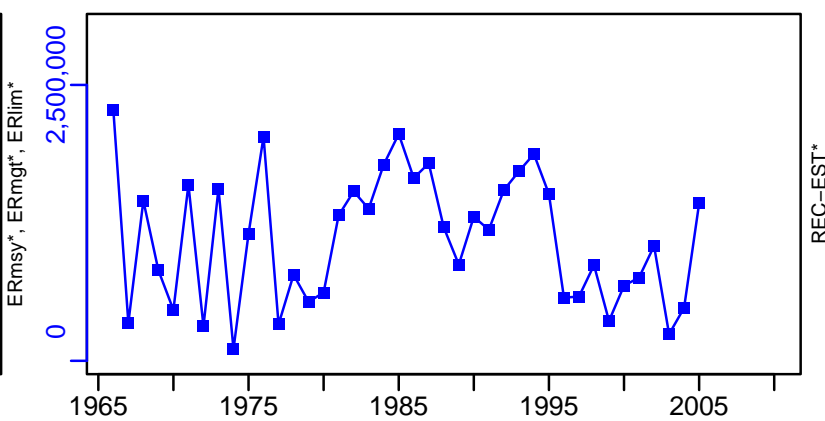
F*



ER-ratio (1966–2010–BANOB1)



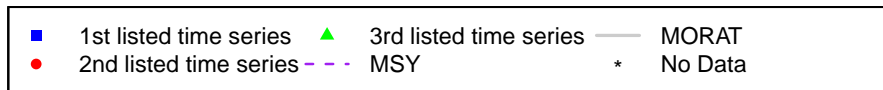



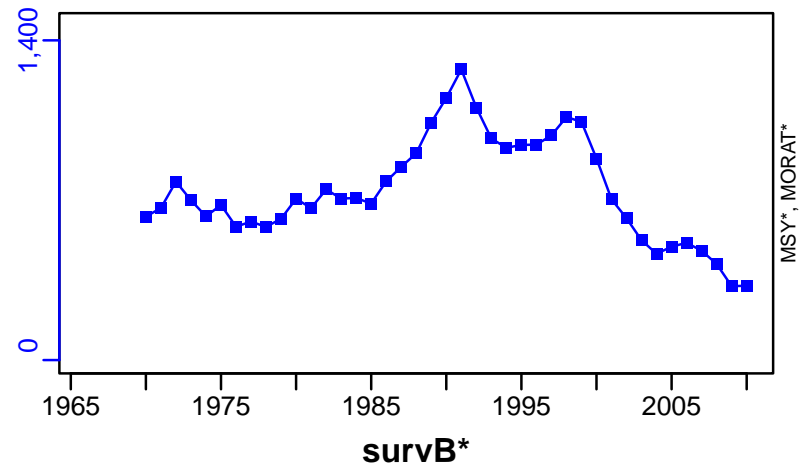
R-E00 (1966–2010–BANOB1)



Rock lobster South Australia Northern Zone [RROCKLOBSTERSAUSNZ]

TL-MT, TC*, RecC* (1966-2010-BANOBI)

TAC*, Cpair*, Cadv*




Rock lobster South Australia Southern Zone [RROCKLOBSTERSAUSSZ]

Metadata	
Scientific Name	Jasus edwardsii
Current Assess ID	SARDI-RROCKLOBSTERSAUSSZ-1965-2010-BANOBI
Area	South Australia Southern Zone
Management Authority	South Australian Research and Development Institute
Assessor	South Australian Research and Development Institute
Asmts in RAM	2010


Reference Points			
Type	ID	Asmt Year	Value
TBmsy	-	-	-
SSBmsy	-	-	-
Fmsy	-	-	-
ERmsy	-	-	-
TBmgt	-	-	-
SSBmgt	-	-	-
Fmgt	-	-	-
ERmgt	-	-	-
TB0	-	-	-
SSB0	-	-	-
MSY	-	-	-
M	M-1/yr	2010	0.1
TBlim	-	-	-
SSBlim	-	-	-
Flim	-	-	-
ERlim	-	-	-

Time Series					
Type	ID	Asmt Year	Curr Value	Sex	Age
TB	TB-MT	2010	1790	-	-
SSB	SSB-E00eggs	2010	2.73×10^{11}	-	-
TN	-	-	-	-	-
R	R-E00	2010	1,600,000	-	-
F	-	-	-	-	-
ER	ER-ratio	2010	0.696	-	-
TC	-	-	-		
TL	TL-MT	2010	1240		
TB/TBmsy	-	-	-		
SSB/SSBmsy	-	-	-		
F/Fmsy	-	-	-		
ER/ERmsy	-	-	-		
TB/TBmgt	-	-	-		
SSB/SSBmgt	-	-	-		
F/Fmgt	-	-	-		
ER/ERmgt	-	-	-		

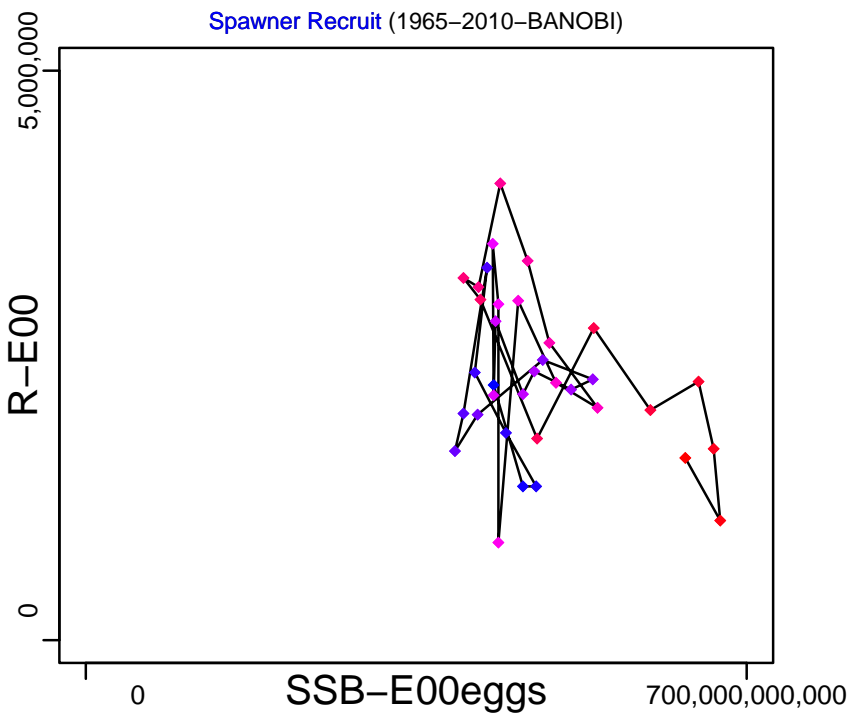
Kobe MSY*



Kobe MGT*



Spawner Recruit (1965–2010–BANOB)



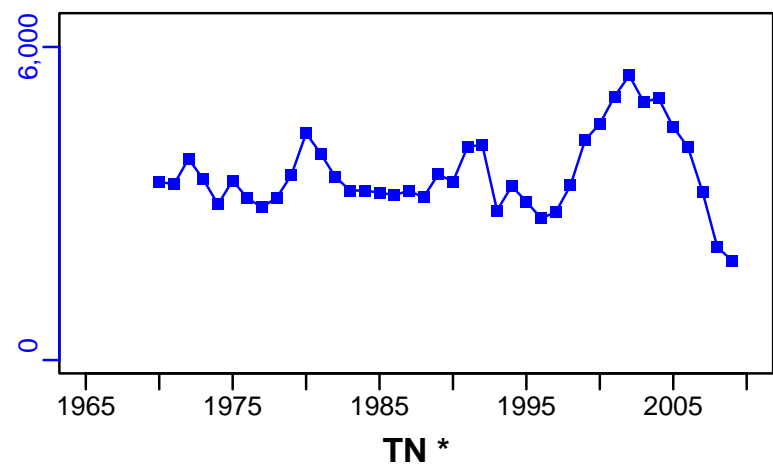
Production*



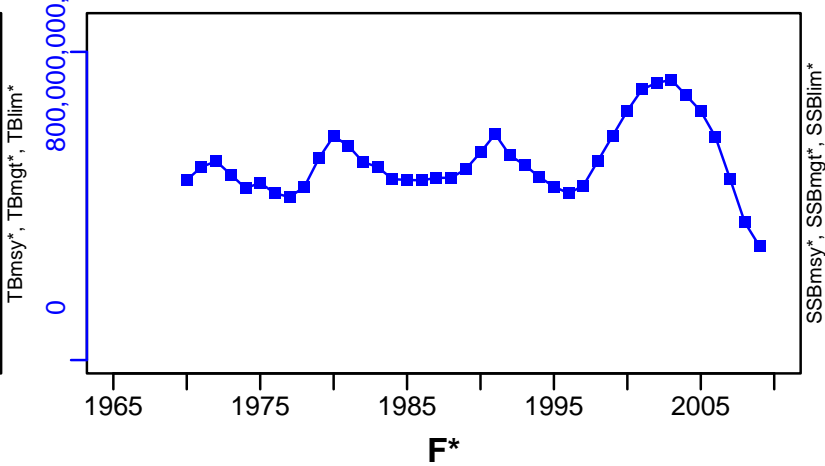
◆ Start Year ◆ End Year * No Data

Rock lobster South Australia Southern Zone [RROCKLOBSTERSAUSSZ]

TB-MT (1965–2010–BANOB)



SSB-E00eggs (1965–2010–BANOB)

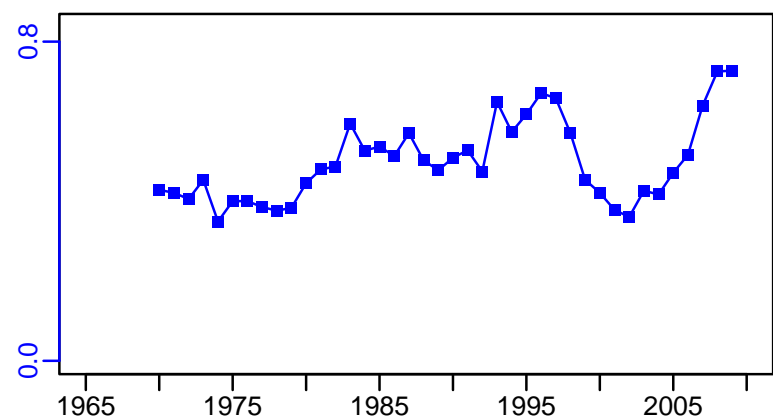


TN *

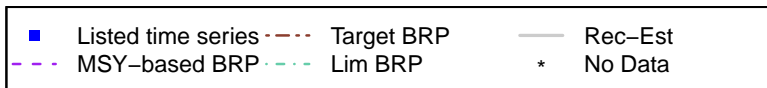
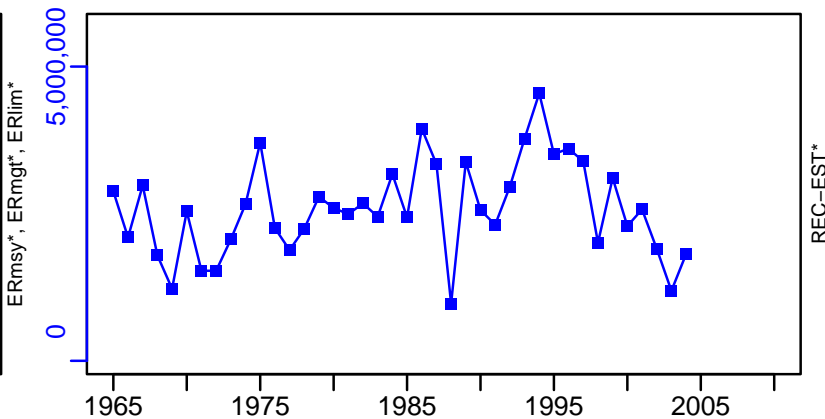
F*



ER-ratio (1965–2010–BANOB)

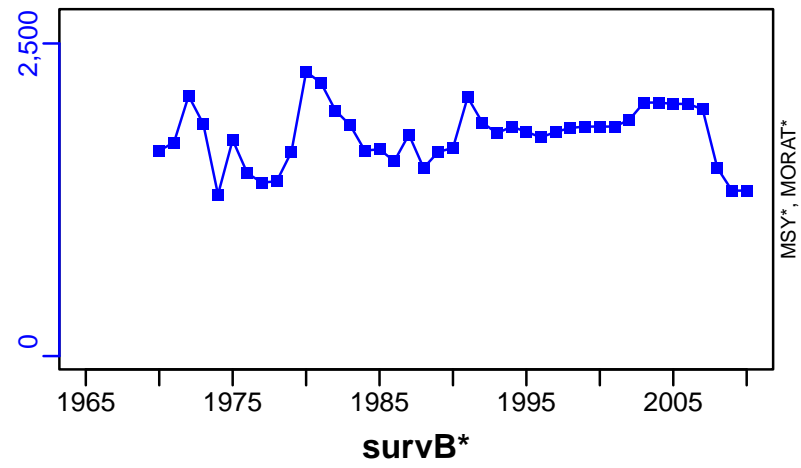


R-E00 (1965–2010–BANOB)




Rock lobster South Australia Southern Zone [RROCKLOBSTERSAUSSZ]


TL-MT, TC*, RecC* (1965–2010–BANOB)



TAC*, Cpair*, Cadv*



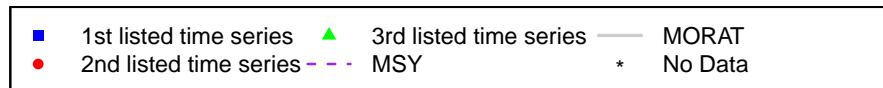
CPUE*



EFFORT*



CdivMSY*



Red squat lobster Central-Southern Chile [RSQLOBSTERCSCCH]

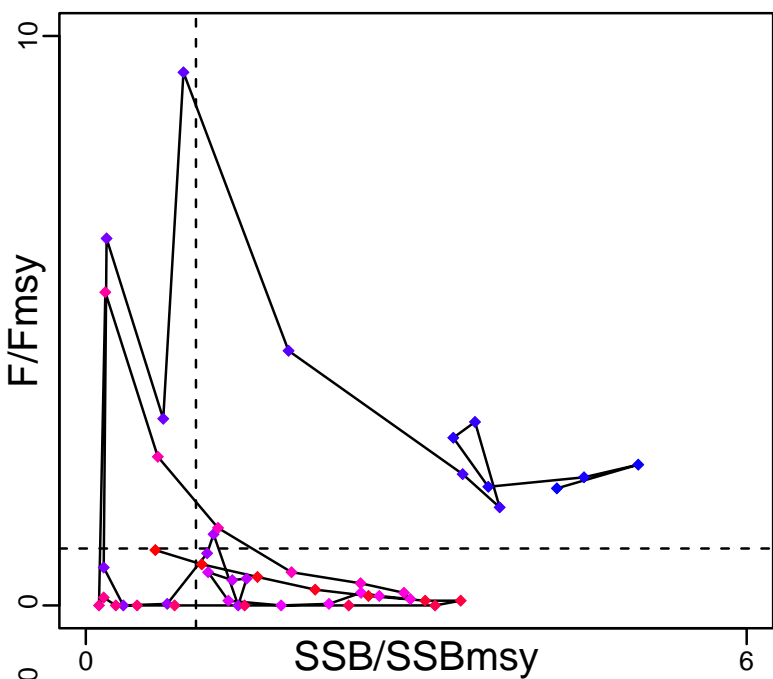
Metadata	
Scientific Name	Pleuroncodes monodon
Current Assess ID	IFOPCH-RSQLOBSTERCSCCH-1968-2015-PARMA
Area	Central-Southern Chile
Management Authority	Subsecretaria de Pesca
Assessor	Instituto de Fomento Pesquero - Chilean Fisheries Development Institute
Asmts in RAM	2015

Reference Points			
Type	ID	Asmt Year	Value
TBmsy	-	-	-
SSBmsy	SSBmsy-pr-MT	2015	22,330
Fmsy	Fmsy-pr-1/yr	2015	0.36
ERmsy	-	-	-
TBmgt	-	-	-
SSBmgt	SSBmgt-MT	2015	22,330
Fmgt	Fmgt-1/yr	2015	0.36
ERmgt	-	-	-
TB0	-	-	-
SSB0	-	-	-
MSY	-	-	-
M	M-1/yr	2015	0.35
TBlim	-	-	-
SSBlim	-	-	-
Flim	-	-	-
ERlim	-	-	-

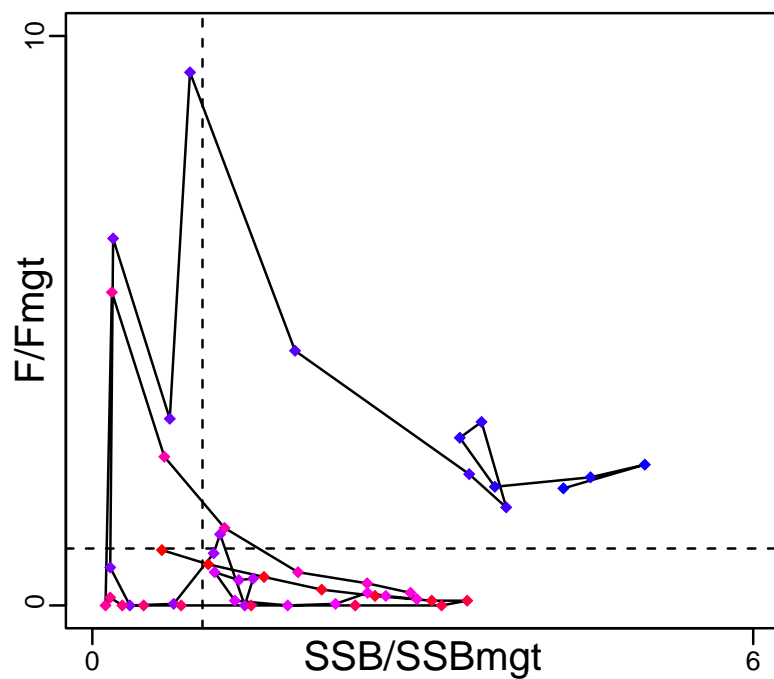
Time Series					
Type	ID	Asmt Year	Curr Value	Sex	Age
TB	TB-MT	2015	24,400	Both	-
SSB	SSB-MT	2015	14,100	Both	-
TN	-	-	-	-	-
R	R-E00	2015	2.78×10^8	Both	1
F	F-1/yr	2015	0.35	Both	-
ER	ER-calc-ratio	2015	0.226	-	-
TC	-	-	-		
TL	TL-MT	2015	5520		
TB/TBmsy	-	-	-		
SSB/SSBmsy	SSB-MT/SSBmsy-pr-MT	2015	0.631		
F/Fmsy	F-1/yr/Fmsy-pr-1/yr	2015	0.972		
ER/ERmsy	-	-	-		
TB/TBmgt	-	-	-		
SSB/SSBmgt	SSB-MT/SSBmgt-MT	2015	0.631		
F/Fmgt	F-1/yr/Fmgt-1/yr	2015	0.972		
ER/ERmgt	-	-	-		

Red squat lobster Central-Southern Chile [RSQLOBSTERCSCH]

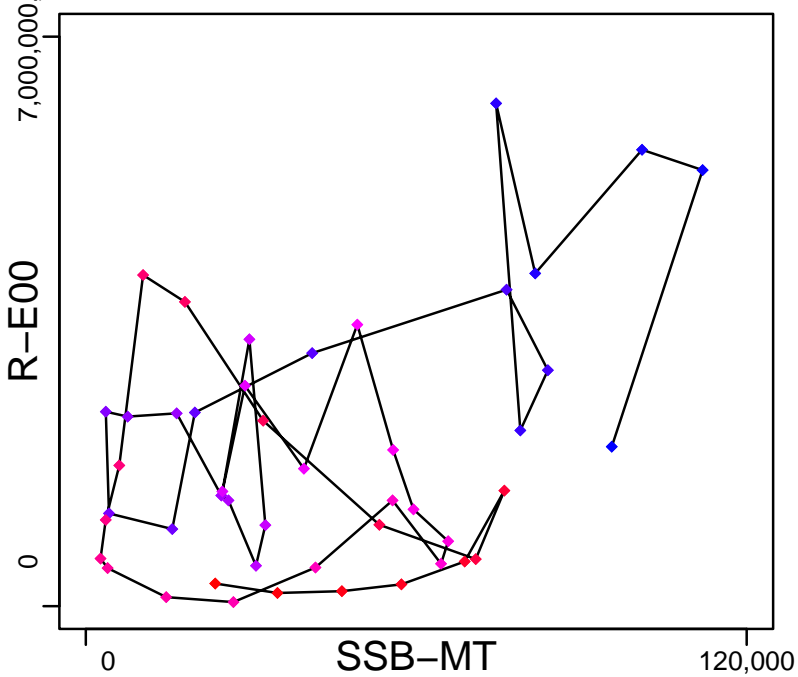
Kobe MSYpref (1968–2015–PARMA)



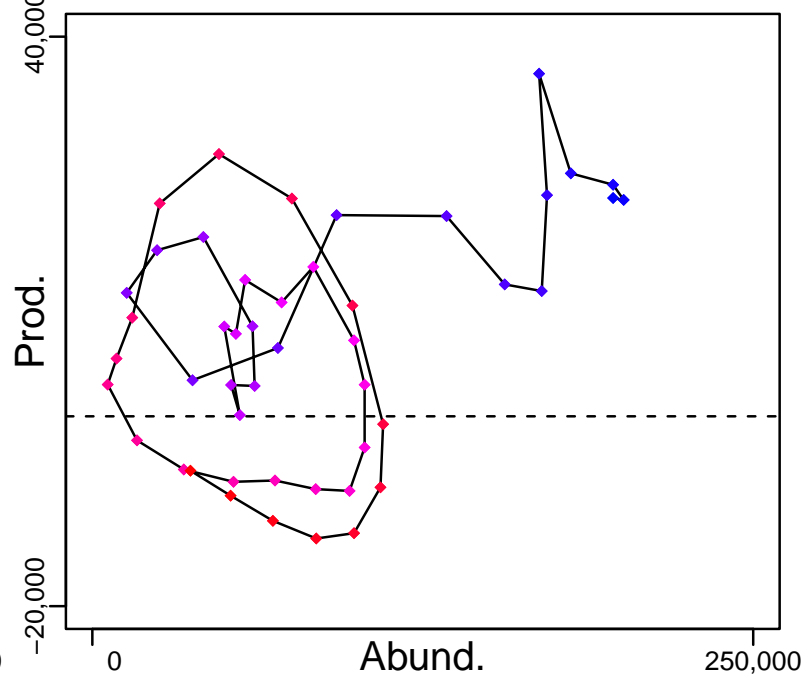
Kobe MGTpref (1968–2015–PARMA)



Spawner Recruit (1968–2015–PARMA)



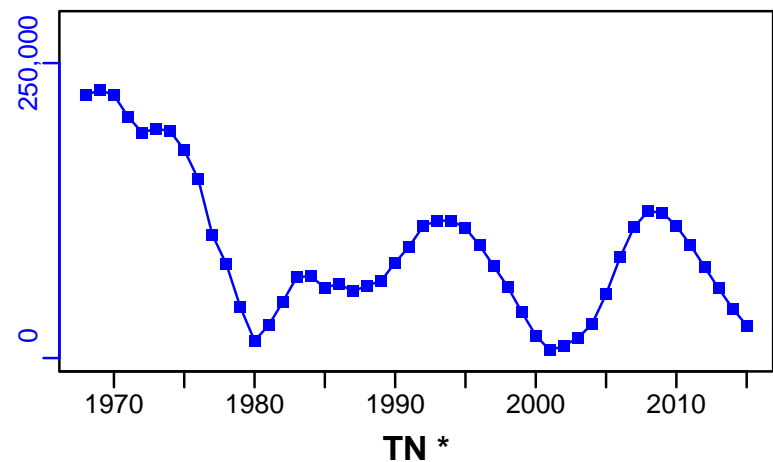
Production (1968–2015–PARMA)



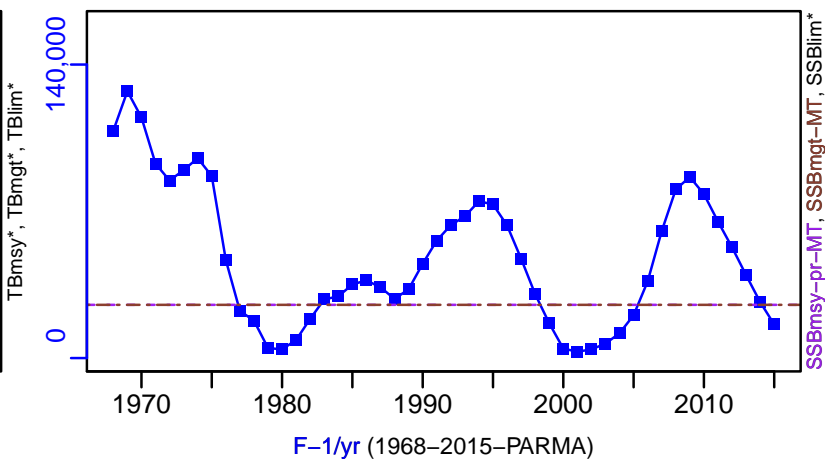
◆ Start Year ◆ End Year * No Data

Red squat lobster Central–Southern Chile [RSQLOBSTERCSCH]

TB–MT (1968–2015–PARMA)



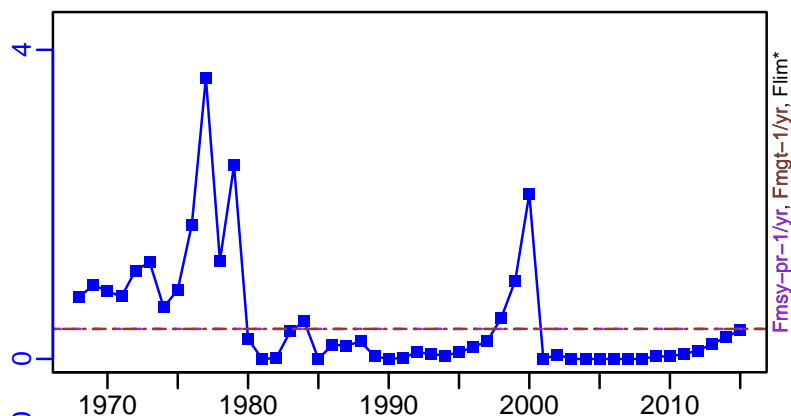
SSB–MT (1968–2015–PARMA)



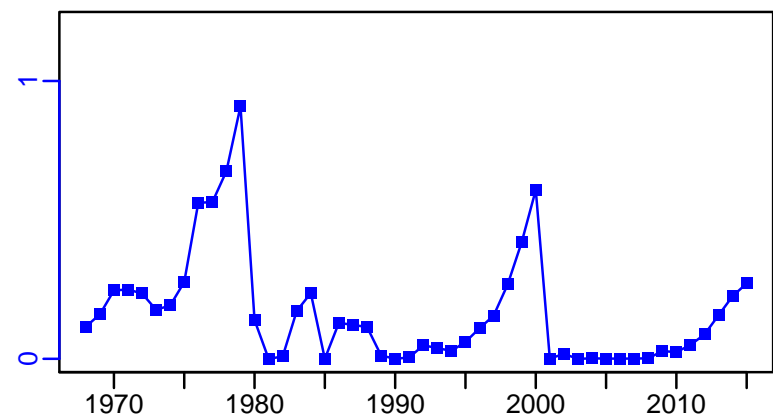
TN *



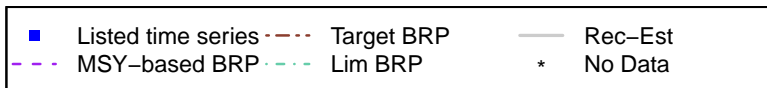
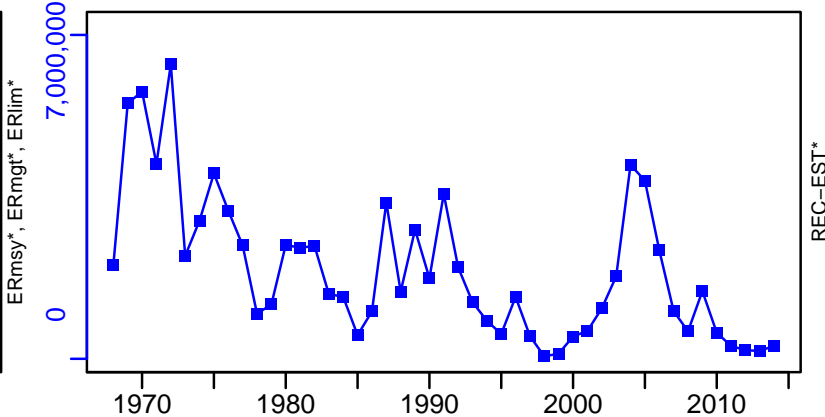
F–1/yr (1968–2015–PARMA)



ER–calc–ratio (1968–2015–PARMA)

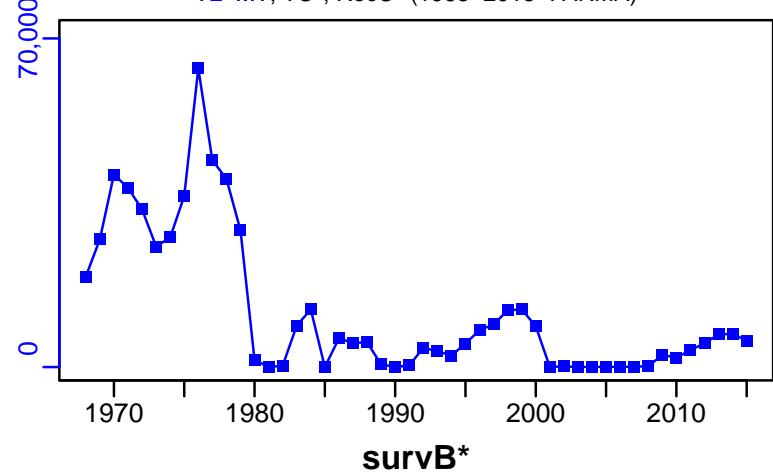


R–E00 (1968–2015–PARMA)

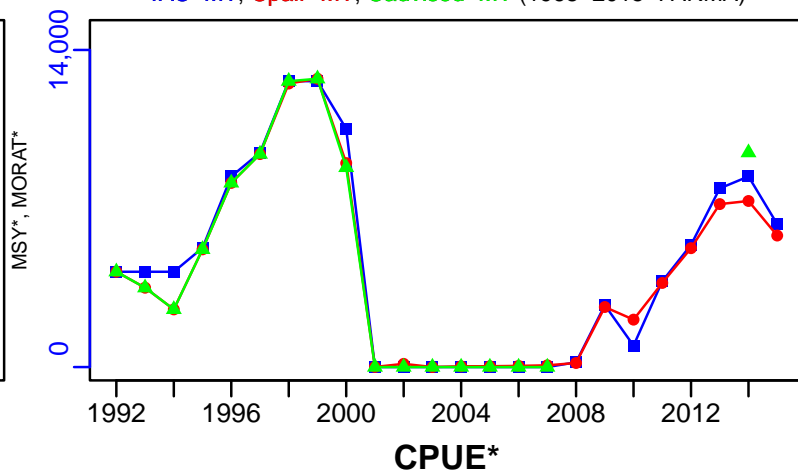


Red squat lobster Central–Southern Chile [RSQLOBSTERCSCH]


TL–MT, TC*, RecC* (1968–2015–PARMA)




TAC–MT, Cpair–MT, Cadvised–MT (1968–2015–PARMA)



EFFORT*



CdivMSY*



■ 1st listed time series ▲ 3rd listed time series — MORAT
● 2nd listed time series - - - MSY * No Data

Red squat lobster Northern Chile [RSQLOBSTERNCH]

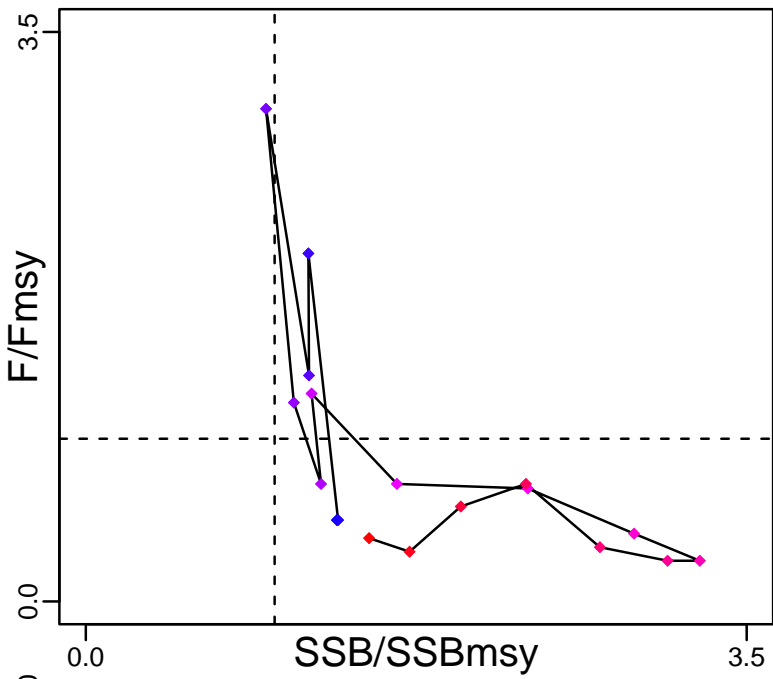
Metadata	
Scientific Name	Pleuroncodes monodon
Current Assess ID	IFOPCH-RSQLOBSTERNCH-1969-2015-PARMA
Area	Northern Chile
Management Authority	Subsecretaria de Pesca
Assessor	Instituto de Fomento Pesquero - Chilean Fisheries Development Institute
Asmts in RAM	2015

Reference Points			
Type	ID	Asmt Year	Value
TBmsy	-	-	-
SSBmsy	SSBmsy-pr-MT	2015	2986
Fmsy	Fmsy-pr-1/yr	2015	0.36
ERmsy	-	-	-
TBmgt	-	-	-
SSBmgt	SSBmgt-MT	2015	2986
Fmgt	Fmgt-1/yr	2015	0.36
ERmgt	-	-	-
TB0	-	-	-
SSB0	-	-	-
MSY	-	-	-
M	M-1/yr	2015	0.35
TBlim	-	-	-
SSBlim	-	-	-
Flim	-	-	-
ERlim	-	-	-

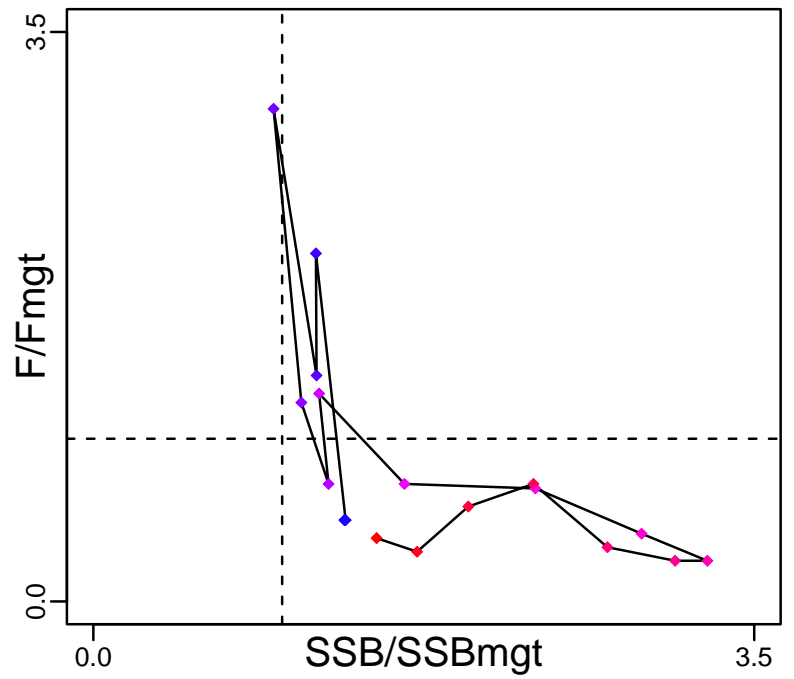
Time Series					
Type	ID	Asmt Year	Curr Value	Sex	Age
TB	TB-MT	2015	7010	Both	-
SSB	SSB-MT	2015	4480	Both	-
TN	-	-	-	-	-
R	R-E00	2015	1.93×10^8	Both	1
F	F-1/yr	2015	0.14	Both	-
ER	ER-calc-ratio	2015	0.086	-	-
TC	-	-	-		
TL	TL-MT	2015	602		
TB/TBmsy	-	-	-		
SSB/SSBmsy	SSB-MT/SSBmsy-pr-MT	2015	1.5		
F/Fmsy	F-1/yr/Fmsy-pr-1/yr	2015	0.389		
ER/ERmsy	-	-	-		
TB/TBmgt	-	-	-		
SSB/SSBmgt	SSB-MT/SSBmgt-MT	2015	1.5		
F/Fmgt	F-1/yr/Fmgt-1/yr	2015	0.389		
ER/ERmgt	-	-	-		

Red squat lobster Northern Chile [RSQLOBSTERNCH]

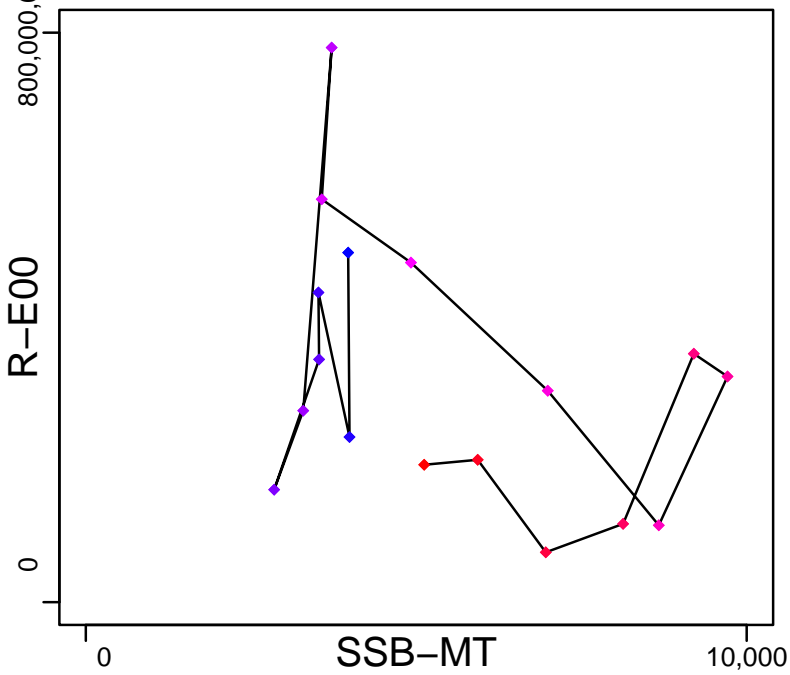
Kobe MSYpref (1969–2015–PARMA)



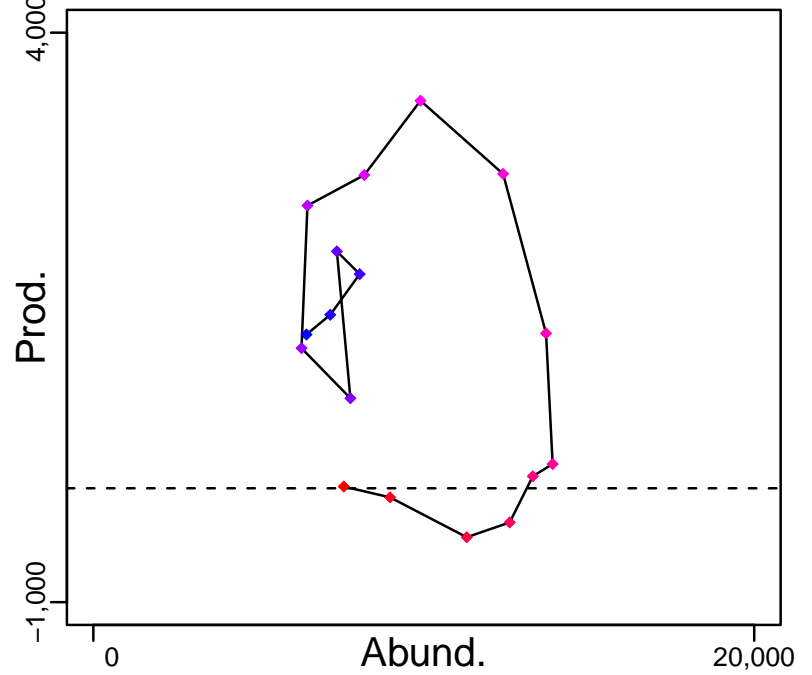
Kobe MGTpref (1969–2015–PARMA)



Spawner Recruit (1969–2015–PARMA)



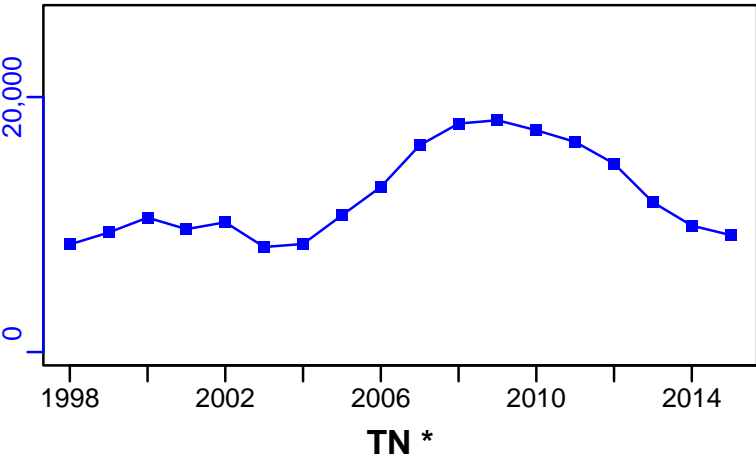
Production (1969–2015–PARMA)



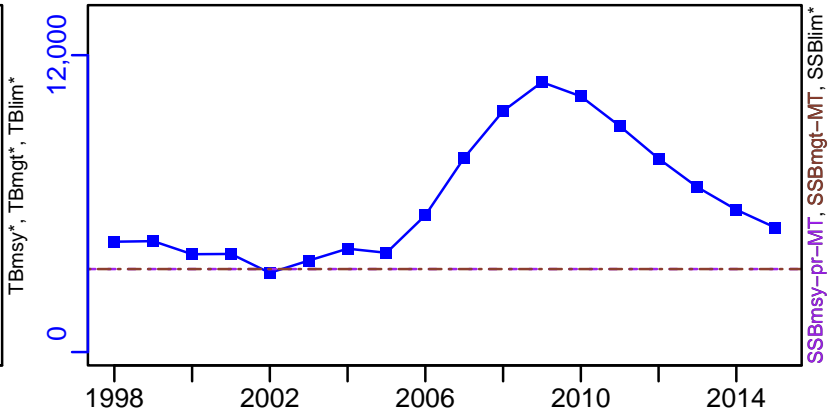
◆ Start Year ◆ End Year * No Data

Red squat lobster Northern Chile [RSQLOBSTERNCH]

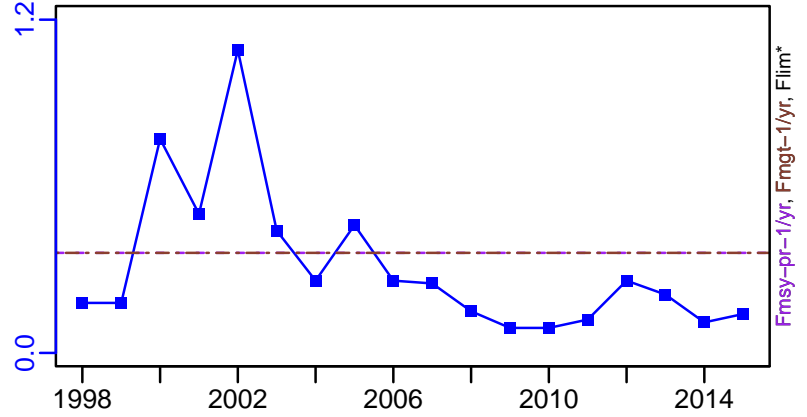
TB-MT (1969–2015–PARMA)



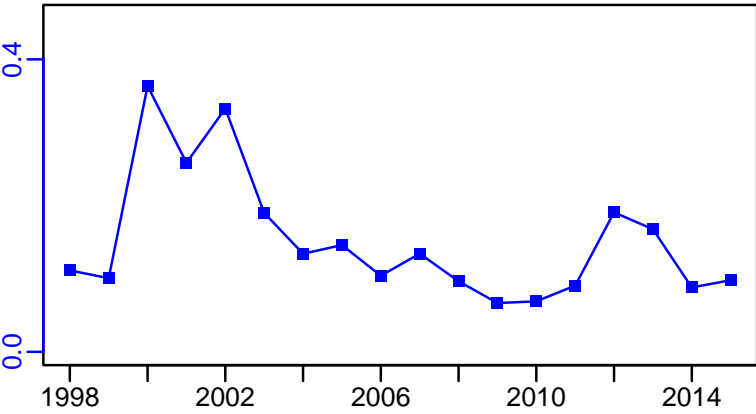
SSB-MT (1969–2015–PARMA)



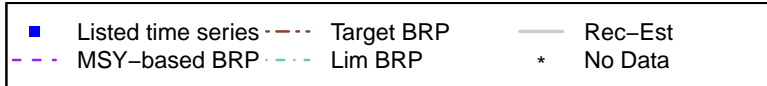
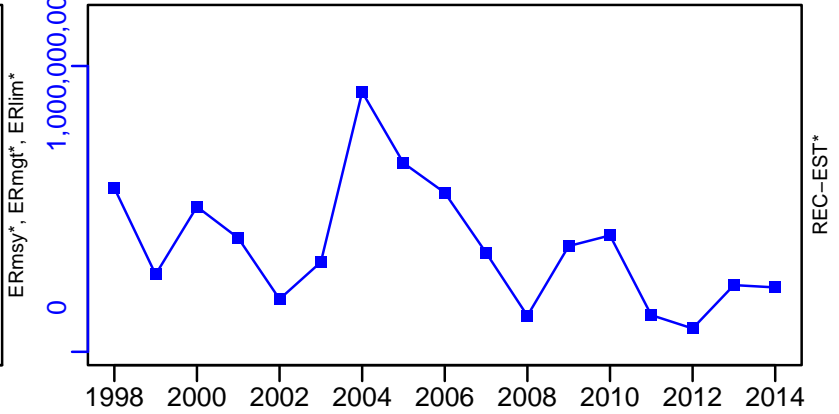
F-1/yr (1969–2015–PARMA)



ER-calc-ratio (1969–2015–PARMA)

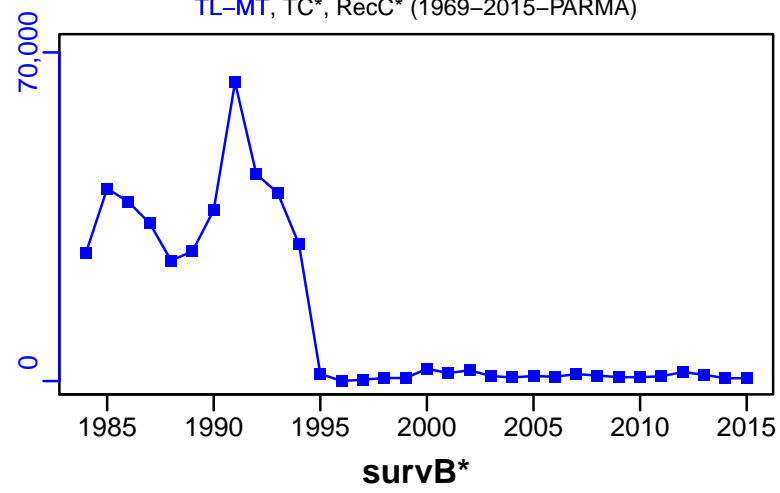


R-E00 (1969–2015–PARMA)


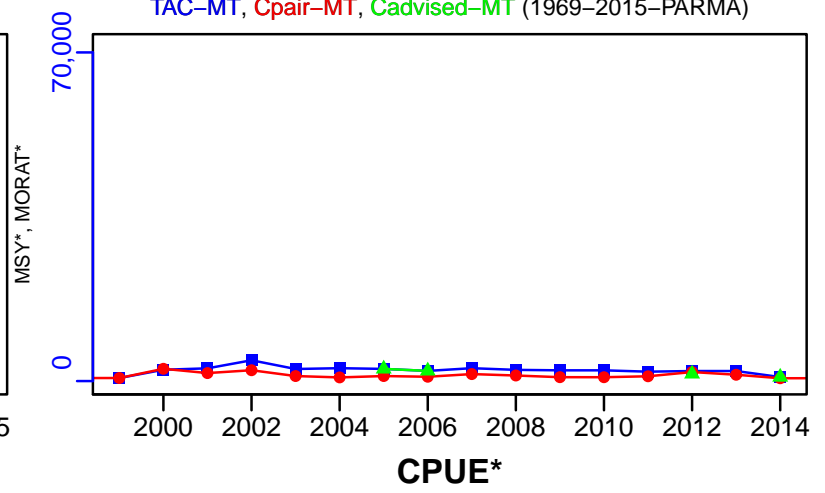


Red squat lobster Northern Chile [RSQLOBSTERNCH]

TL-MT, TC*, RecC* (1969-2015-PARMA)



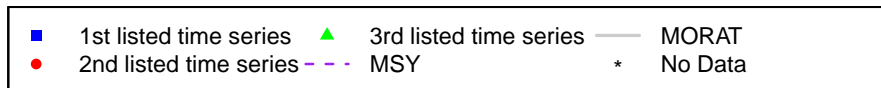
TAC-MT, Cpair-MT, Cadvised-MT (1969-2015-PARMA)



EFFORT*



CdivMSY*



Scampi Bay of Plenty [SCMPBP]

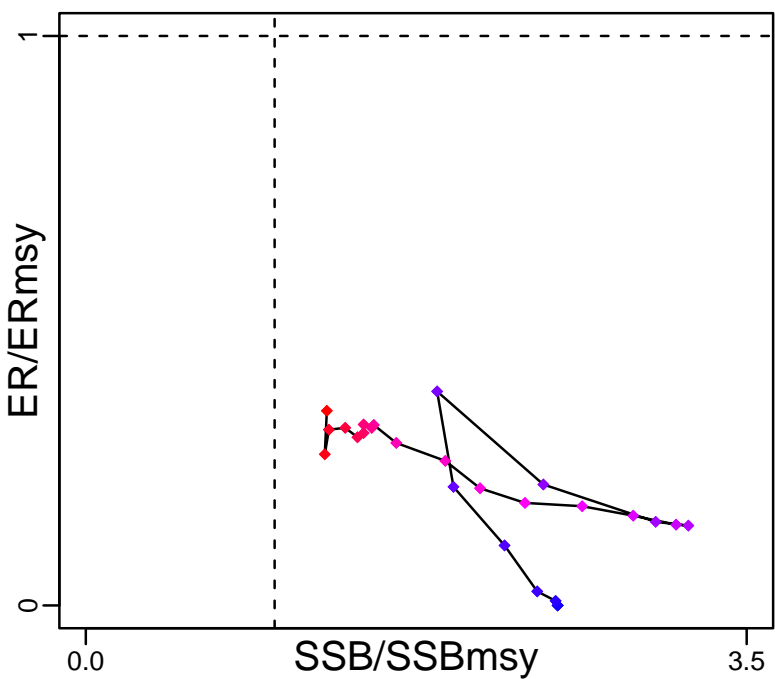
Metadata	
Scientific Name	Metanephrops challengeri
Current Assess ID	NIWA-SCMPBP-1985-2021-MCGREGOR
Area	Bay of Plenty
Management Authority	Ministry of Fisheries, New Zealand national management
Assessor	National Institute of Water and Atmospheric Research
Asmts in RAM	2010, 2012, 2019, 2021

Reference Points			
Type	ID	Asmt Year	Value
TBmsy	TBmsy-calc-MT	2012	3805
SSBmsy	SSBmsy-MT	2021	720
Fmsy	Fmsy-1/yr	2010	0.54
ERmsy	ERmsy-ratio	2012	0.09
TBmgt	-	-	-
SSBmgt	SSBmgt-MT	2021	720
Fmgt	-	-	-
ERmgt	-	-	-
TB0	-	-	-
SSB0	SSB0-MT	2021	1800
MSY	MSY-MT	2012	342
M	M-1/yr	2021	0.25
TBlim	-	-	-
SSBlim	-	-	-
Flim	-	-	-
ERlim	-	-	-

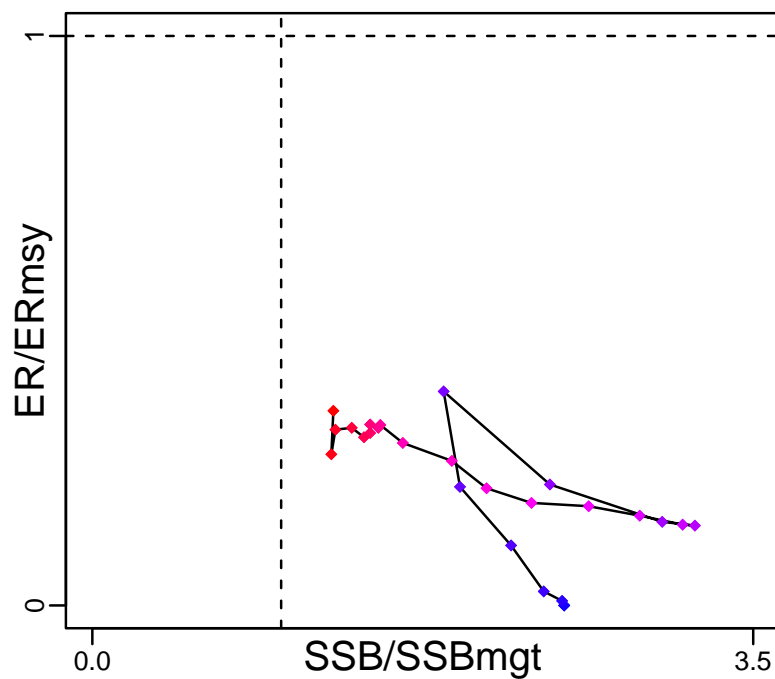
Time Series					
Type	ID	Asmt Year	Curr Value	Sex	Age
TB	-	-	-	-	-
SSB	SSB-MT	2021	1050	-	-
TN	-	-	-	-	-
R	R-E00	2021	7,357,490	-	-
F	F-1/yr	2012	0.15	Females	-
ER	ER-ratio	2021	0.141	-	-
TC	TC-MT	2021	148		
TL	TL-MT	2021	148		
TB/TBmsy	-	-	-		
SSB/SSBmsy	SSB-MT/SSBmsy-MT	2021	1.458		
F/Fmsy	FdivFmsy-dimensionless	2010	0.253		
ER/ERmsy	ER-ratio/ERmsy-ratio	2010	0.342		
TB/TBmgt	-	-	-		
SSB/SSBmgt	SSB-MT/SSBmgt-MT	2021	1.458		
F/Fmgt	-	-	-		
ER/ERmgt	-	-	-		

Scampi Bay of Plenty [SCMPBP]


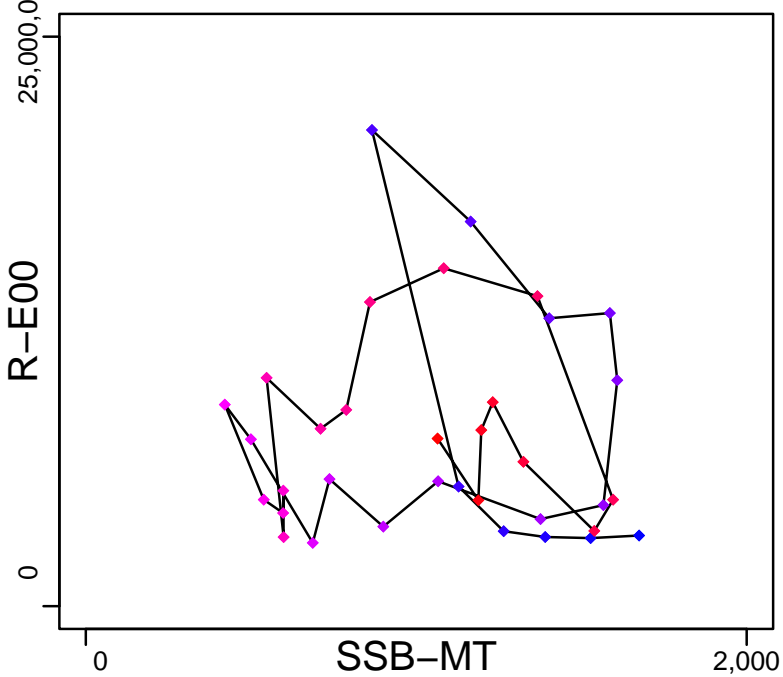
Kobe MSYpref (1985–2010–CORDUE)



Kobe MGTpref (1985–2010–CORDUE)




Spawner Recruit (1985–2021–MCGREGOR)



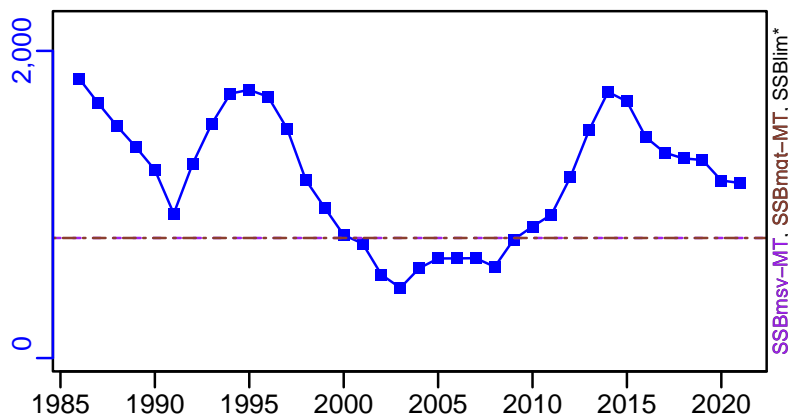
◆ Start Year ◆ End Year * No Data

Scampi Bay of Plenty [SCMPBP]

TB*



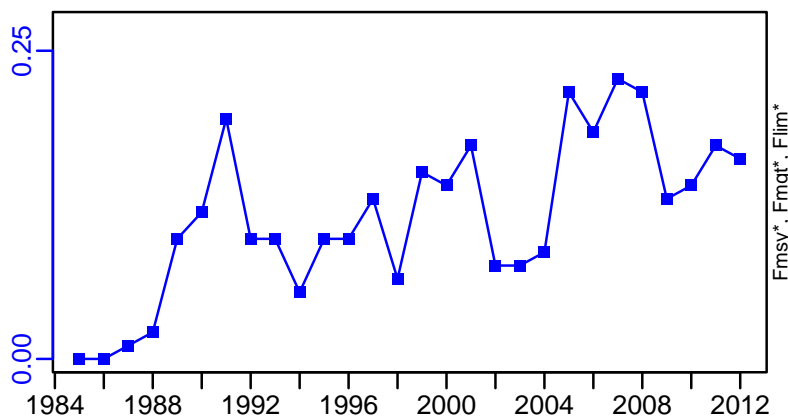
SSB-MT (1985–2021–MCGREGOR)



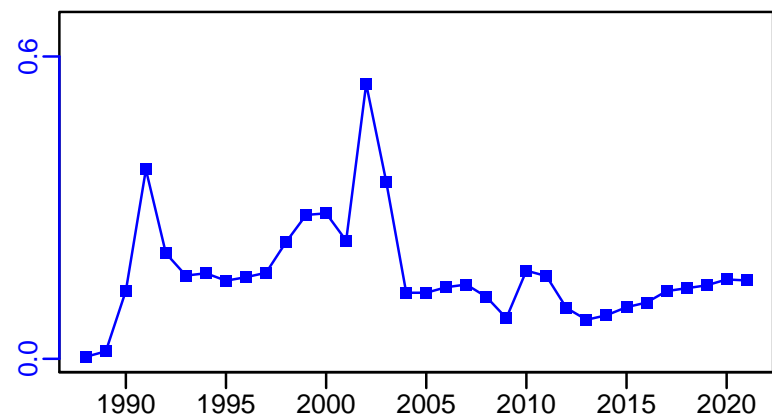
TN *



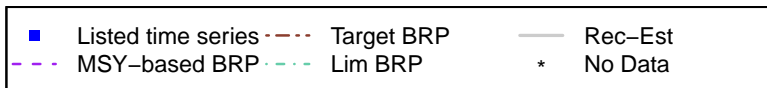
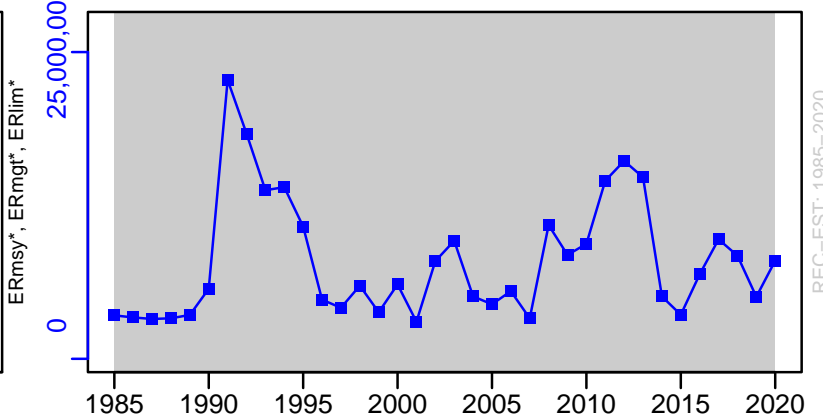
F-1/yr (1985–2012–FU)



ER-ratio (1985–2021–MCGREGOR)



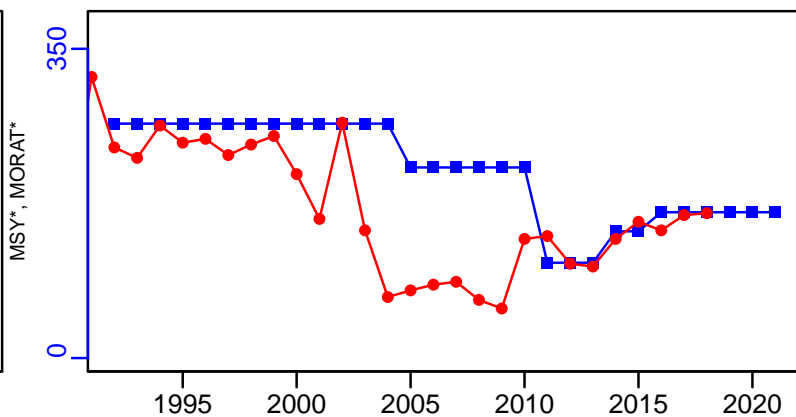
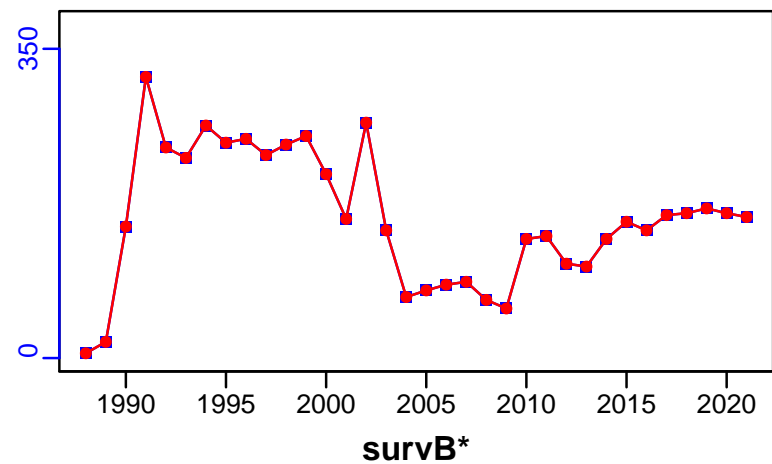
R-E00 (1985–2021–MCGREGOR)



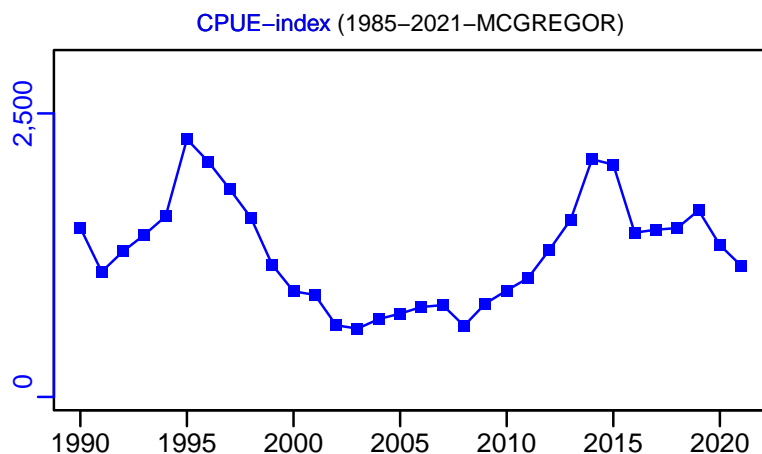

Scampi Bay of Plenty [SCMPBP]

TC-MT, TL-MT, RecC* (1985-2021-MCGREGOR)

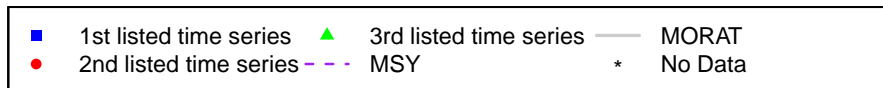
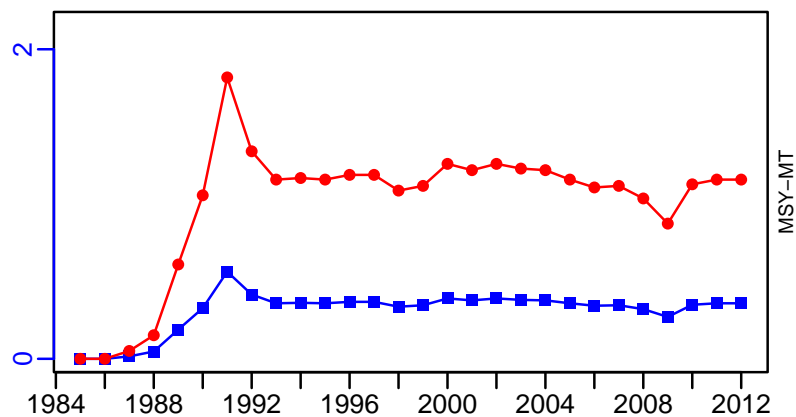
TAC-MT, Cpair-MT, Cadv* (1985-2021-MCGREGOR)



EFFORT*



TC-MT/MSY-MT, CdivMEANC-ratio, (1985-2012-FU)

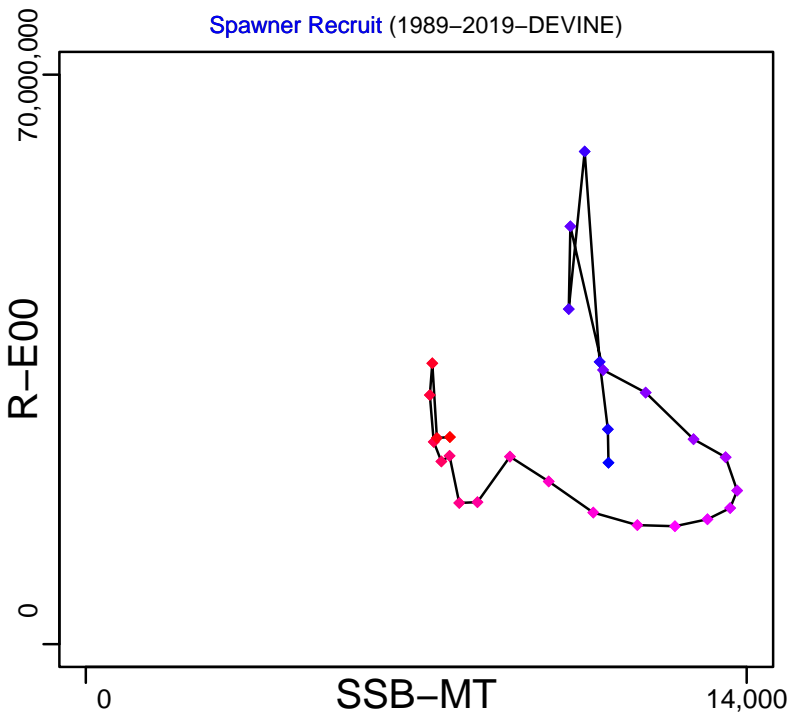


Scampi Mernoo Bank [SCMPMB]

Metadata	
Scientific Name	Metanephrops challengeri
Current Assess ID	NIWA-SCMPMB-1989-2019-DEVINE
Area	Mernoo Bank
Management Authority	Ministry of Fisheries, New Zealand national management
Assessor	National Institute of Water and Atmospheric Research
Asmts in RAM	2014, 2019

Reference Points			
Type	ID	Asmt Year	Value
TBmsy	-	-	-
SSBmsy	SSBmsy-MT	2019	4429
Fmsy	-	-	-
ERmsy	-	-	-
TBmgt	-	-	-
SSBmgt	SSBmgt-MT	2019	4429
Fmgt	-	-	-
ERmgt	-	-	-
TB0	-	-	-
SSB0	SSB0-MT	2019	11,072
MSY	-	-	-
M	M-1/yr	2014	0.25
TBlim	-	-	-
SSBlim	-	-	-
Flim	-	-	-
ERlim	-	-	-


Time Series					
Type	ID	Asmt Year	Curr Value	Sex	Age
TB	-	-	-	-	-
SSB	SSB-MT	2019	8166	-	-
TN	-	-	-	-	-
R	R-E00	2019	25,457,017	-	1
F	F-1/yr	2014	0.05	Both	-
ER	ER-ratio	2019	0.084	-	-
TC	TC-MT	2019	353		
TL	TL-MT	2019	353		
TB/TBmsy	-	-	-		
SSB/SSBmsy	SSB-MT/SSBmsy-MT	2019	1.844		
F/Fmsy	-	-	-		
ER/ERmsy	-	-	-		
TB/TBmgt	-	-	-		
SSB/SSBmgt	SSB-MT/SSBmgt-MT	2019	1.844		
F/Fmgt	-	-	-		
ER/ERmgt	-	-	-		

Kobe MGT*

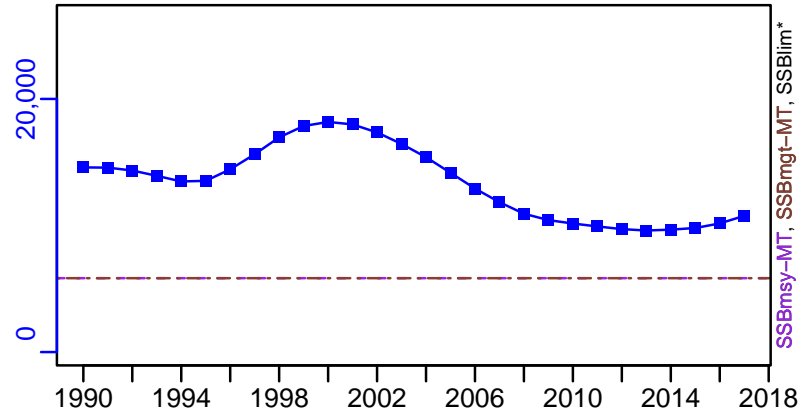
◆ Start Year ◆ End Year * No Data

Scampi Mernoo Bank [SCMPMB]


TB*



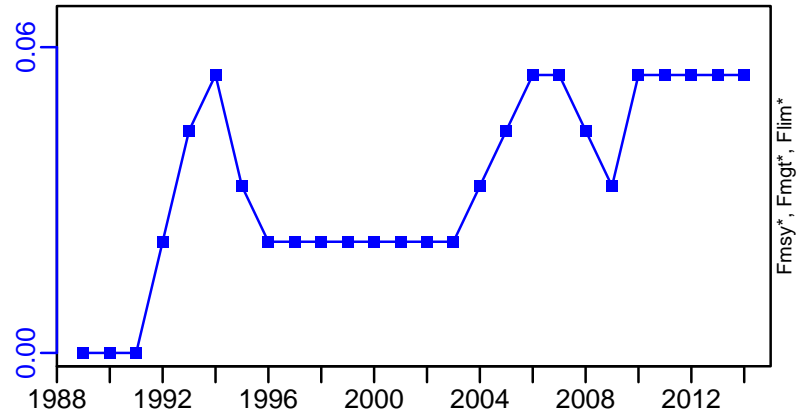
SSB-MT (1989–2019–DEVINE)



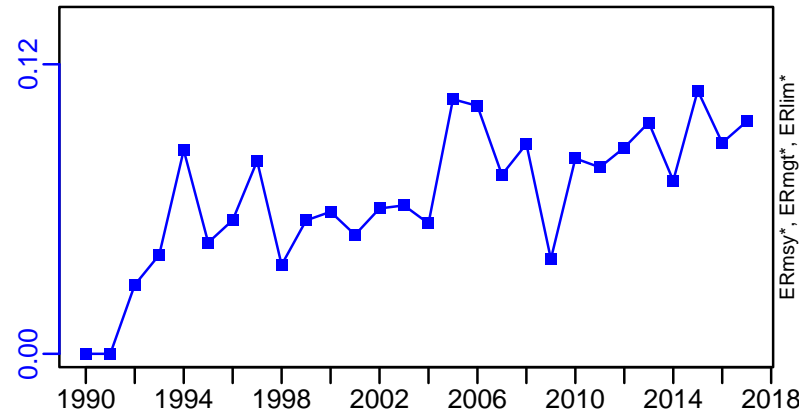
TN *



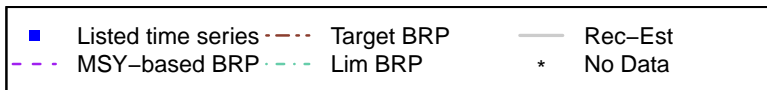
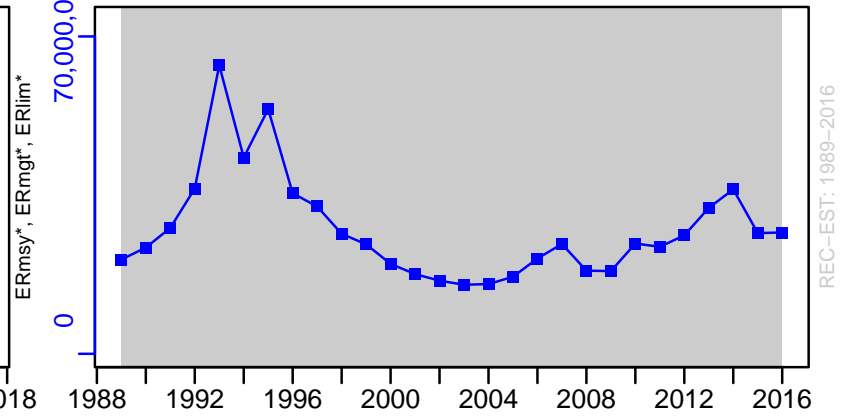
F-1/yr (1989–2014–FU)



ER-ratio (1989–2019–DEVINE)

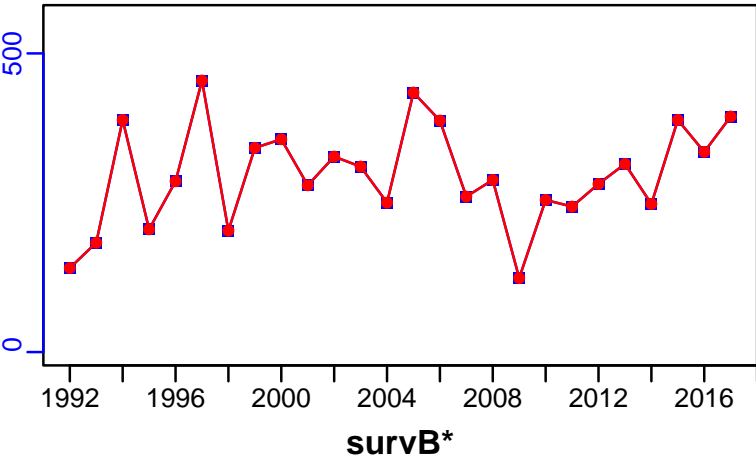


R-E00 (1989–2019–DEVINE)

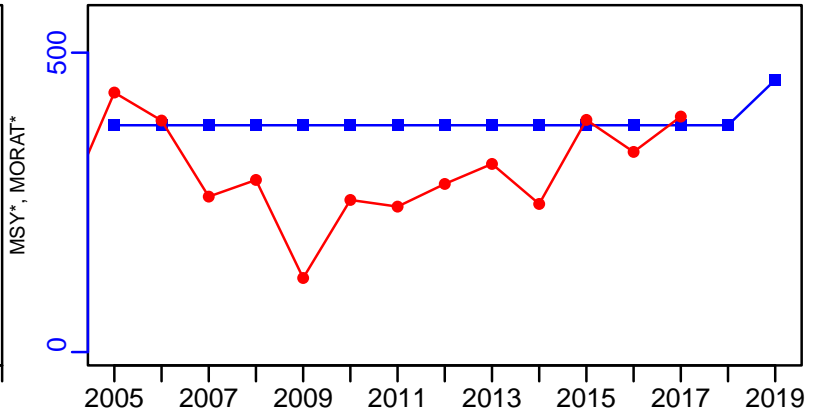


Scampi Mernoo Bank [SCMPMB]

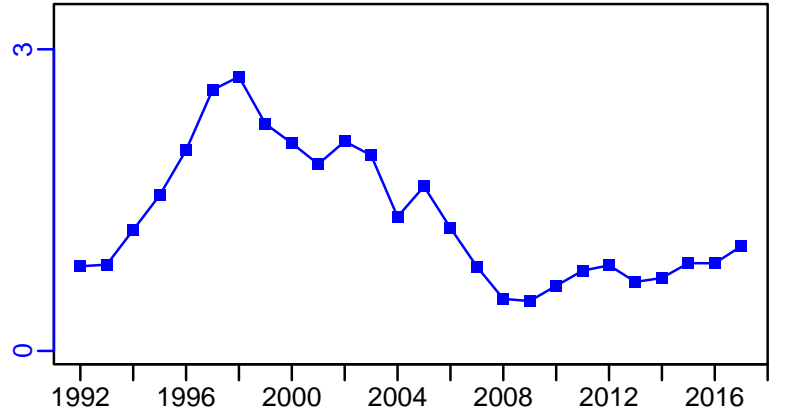
TC-MT, TL-MT, RecC* (1989-2019-DEVINE)




TAC-MT, Cpair-MT, Cadv* (1989-2019-DEVINE)




CPUE-1-index (1989-2019-DEVINE)



EFFORT*



CdivMSY*



■ 1st listed time series ▲ 3rd listed time series — MORAT
● 2nd listed time series - - - MSY * No Data


Scampi SCI 6A (Auckland Islands) [SCMPSCI6A]

Metadata	
Scientific Name	Metanephrops challengeri
Current Assess ID	NIWA-SCMPSCI6A-1991-2019-DEVINE
Area	SCI 6A (Auckland Islands)
Management Authority	Ministry of Fisheries, New Zealand national management
Assessor	National Institute of Water and Atmospheric Research
Asmts in RAM	2019


Reference Points			
Type	ID	Asmt Year	Value
TBmsy	-	-	-
SSBmsy	SSBmsy-MT	2019	1424
Fmsy	-	-	-
ERmsy	-	-	-
TBmgt	-	-	-
SSBmgt	SSBmgt-MT	2019	1424
Fmgt	-	-	-
ERmgt	-	-	-
TB0	-	-	-
SSB0	SSB0-MT	2019	3559
MSY	-	-	-
M	M-1/yr	2019	0.25
TBlim	-	-	-
SSBlim	-	-	-
Flim	-	-	-
ERlim	-	-	-

Time Series					
Type	ID	Asmt Year	Curr Value	Sex	Age
TB	-	-	-	-	-
SSB	SSB-MT	2019	1870	-	-
TN	-	-	-	-	-
R	R-E00	2019	20,650,716	-	-
F	-	-	-	-	-
ER	ER-ratio	2019	0.437	-	-
TC	TC-MT	2019	257		
TL	TL-MT	2019	257		
TB/TBmsy	-	-	-		
SSB/SSBmsy	SSB-MT/SSBmsy-MT	2019	1.313		
F/Fmsy	-	-	-		
ER/ERmsy	-	-	-		
TB/TBmgt	-	-	-		
SSB/SSBmgt	SSB-MT/SSBmgt-MT	2019	1.313		
F/Fmgt	-	-	-		
ER/ERmgt	-	-	-		

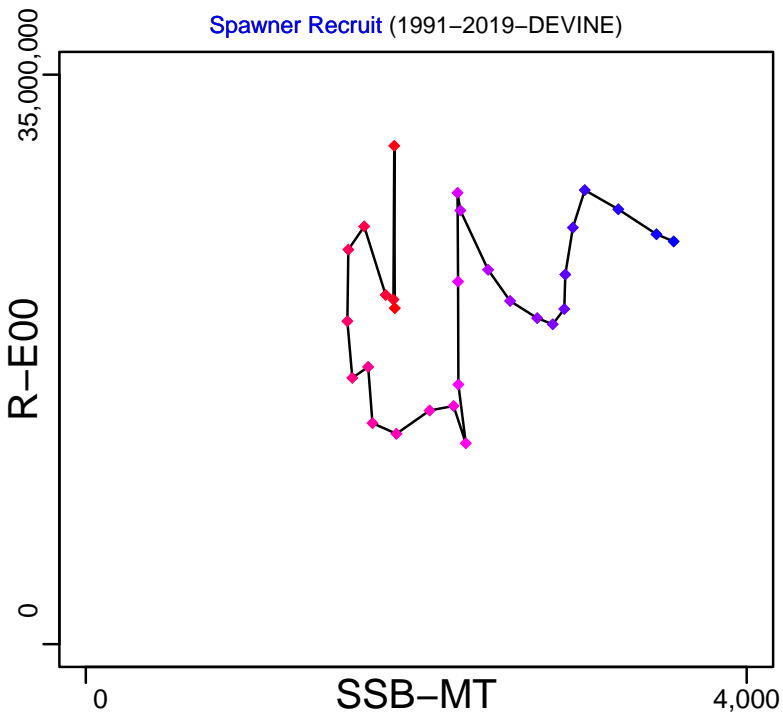
Kobe MSY*




Kobe MGT*



Spawner Recruit (1991–2019–DEVINE)




Production*



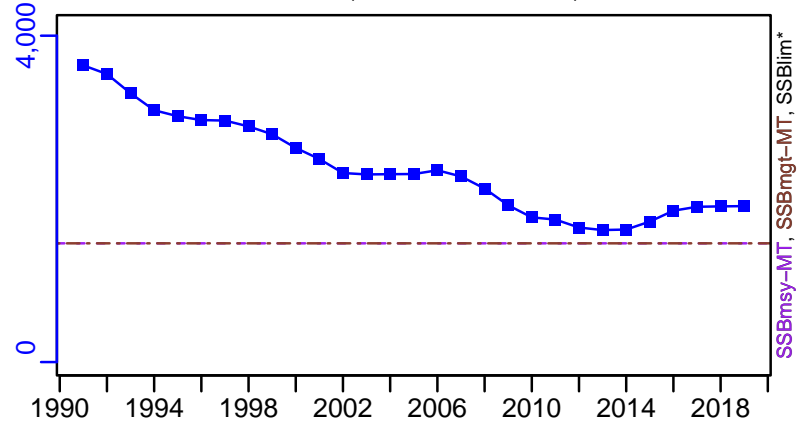
◆ Start Year ◆ End Year * No Data

Scampi SCI 6A (Auckland Islands) [SCMPSCI6A]


TB*




SSB-MT (1991–2019–DEVINE)



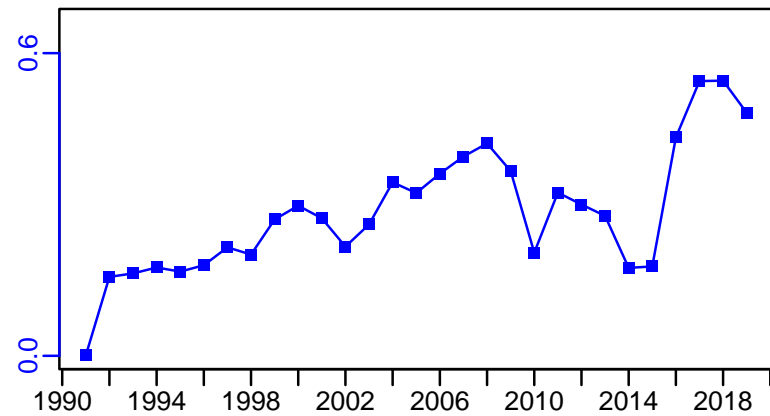
TN *



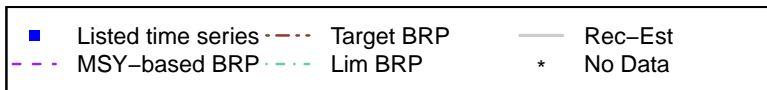
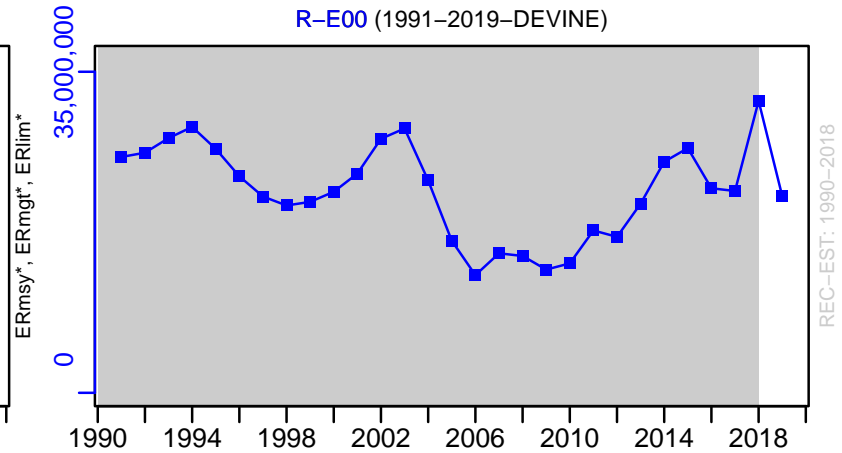
F*



ER-ratio (1991–2019–DEVINE)

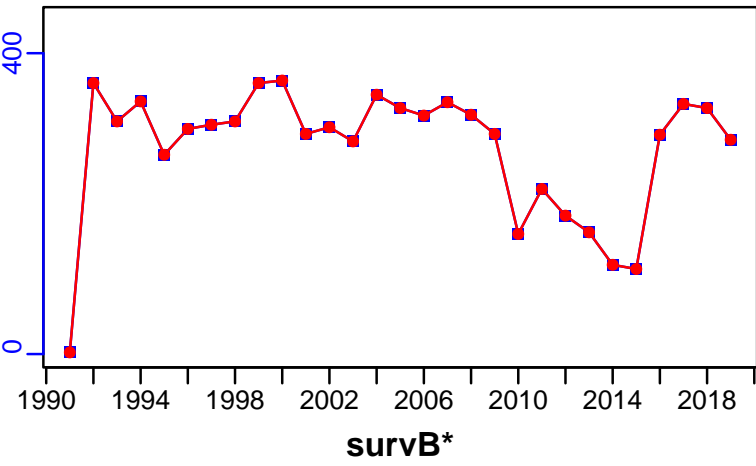


R-E00 (1991–2019–DEVINE)

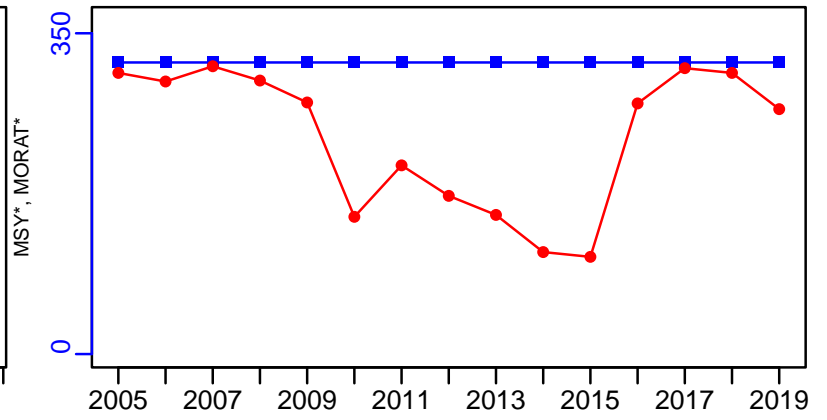


Scampi SCI 6A (Auckland Islands) [SCMPSCI6A]

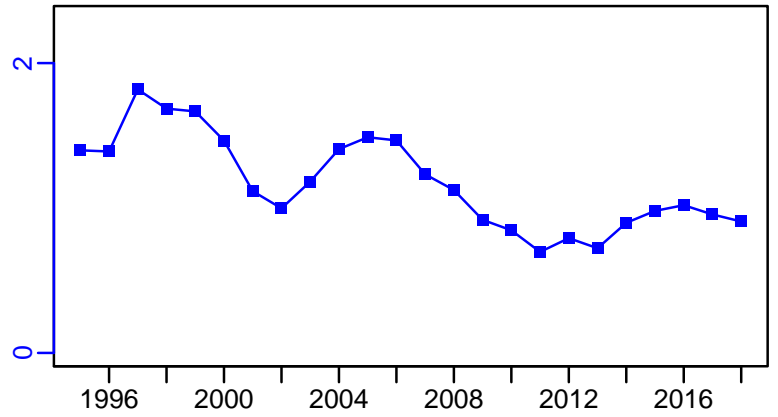
TC-MT, TL-MT, RecC* (1991-2019-DEVINE)




TAC-MT, Cpair-MT, Cadv* (1991-2019-DEVINE)




CPUE-index (1991-2019-DEVINE)



EFFORT*



CdivMSY*



■ 1st listed time series ▲ 3rd listed time series — MORAT
● 2nd listed time series - - - MSY * No Data

Scampi Wairarapa/Hawke Bay [SCMPWHB]

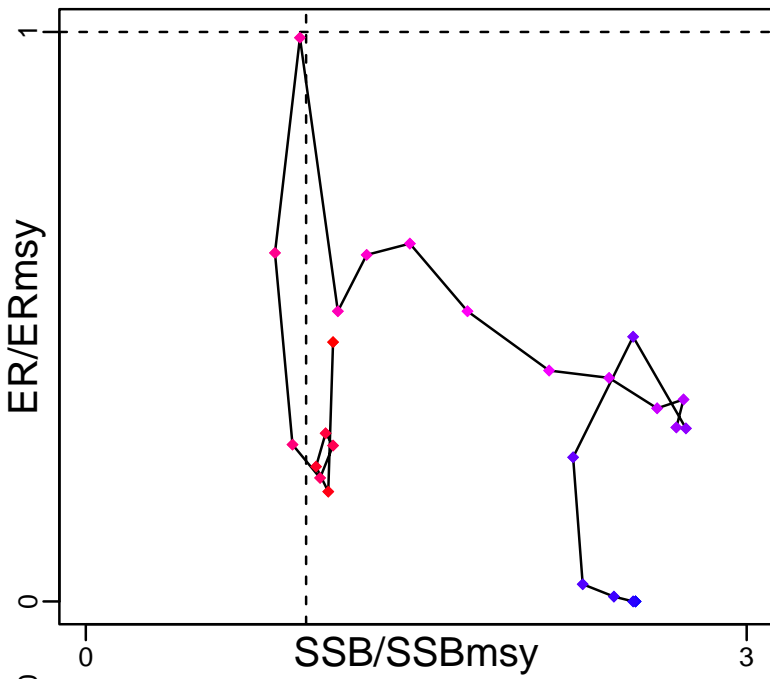
Metadata	
Scientific Name	Metanephrops challengeri
Current Assess ID	NIWA-SCMPWHB-1986-2019-DEVINE
Area	Wairarapa/Hawke Bay
Management Authority	Ministry of Fisheries, New Zealand national management
Assessor	National Institute of Water and Atmospheric Research
Asmts in RAM	2010, 2012, 2019

Reference Points			
Type	ID	Asmt Year	Value
TBmsy	TBmsy-calc-MT	2012	942
SSBmsy	SSBmsy-MT	2019	1118
Fmsy	Fmsy-1/yr	2010	0.51
ERmsy	ERmsy-ratio	2012	0.206
TBmgt	-	-	-
SSBmgt	SSBmgt-MT	2019	1118
Fmgt	-	-	-
ERmgt	-	-	-
TB0	-	-	-
SSB0	SSB0-MT	2019	2796
MSY	MSY-MT	2012	194
M	M-1/yr	2019	0.25
TBlim	-	-	-
SSBlim	-	-	-
Flim	-	-	-
ERlim	-	-	-

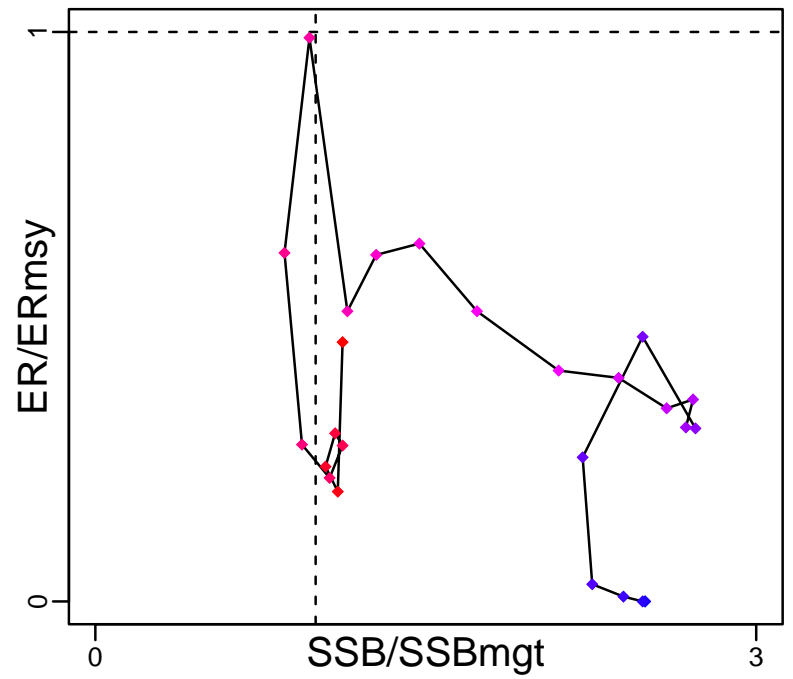
Time Series					
Type	ID	Asmt Year	Curr Value	Sex	Age
TB	-	-	-	-	-
SSB	SSB-MT	2019	2127	-	-
TN	-	-	-	-	-
R	R-E00	2019	20,243,938	-	1
F	F-1/yr	2012	0.1	Both	-
ER	ER-ratio	2019	0.109	-	-
TC	TC-MT	2019	152		
TL	TL-MT	2019	152		
TB/TBmsy	-	-	-		
SSB/SSBmsy	SSB-MT/SSBmsy-MT	2019	1.903		
F/Fmsy	FdivFmsy-dimensionless	2010	0.335		
ER/ERmsy	ER-ratio/ERmsy-ratio	2010	0.455		
TB/TBmgt	-	-	-		
SSB/SSBmgt	SSB-MT/SSBmgt-MT	2019	1.903		
F/Fmgt	-	-	-		
ER/ERmgt	-	-	-		

Scampi Wairarapa/Hawke Bay [SCMPWHB]

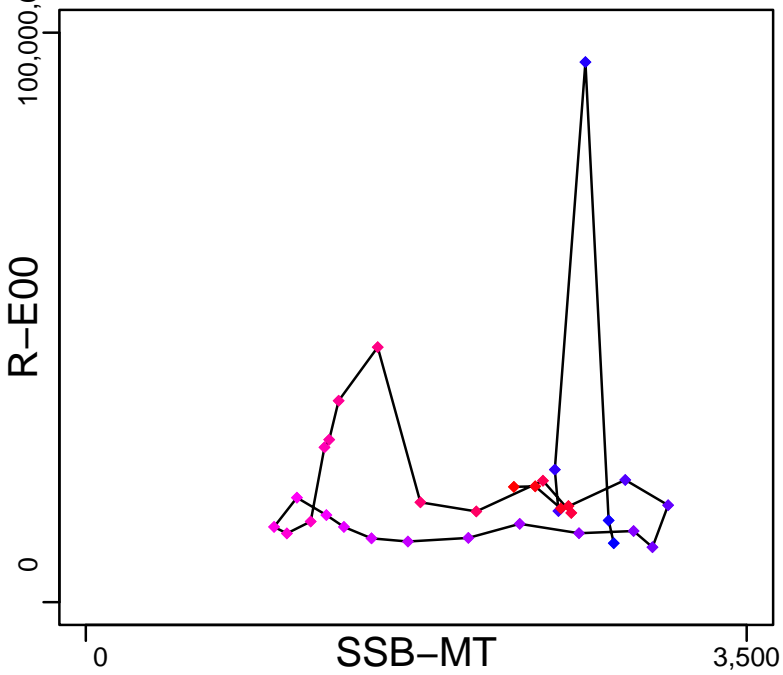
Kobe MSYpref (1985–2010–CORDUE)



Kobe MGTpref (1985–2010–CORDUE)




Spawner Recruit (1986–2019–DEVINE)



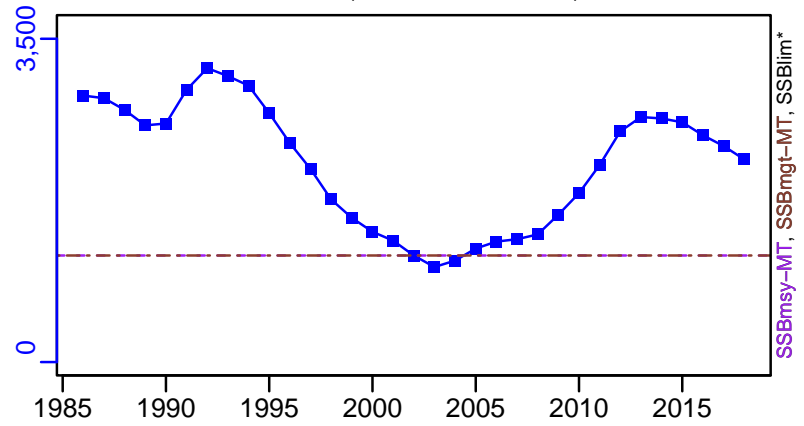
◆ Start Year ◆ End Year * No Data

Scampi Wairarapa/Hawke Bay [SCMPWHB]


TB*



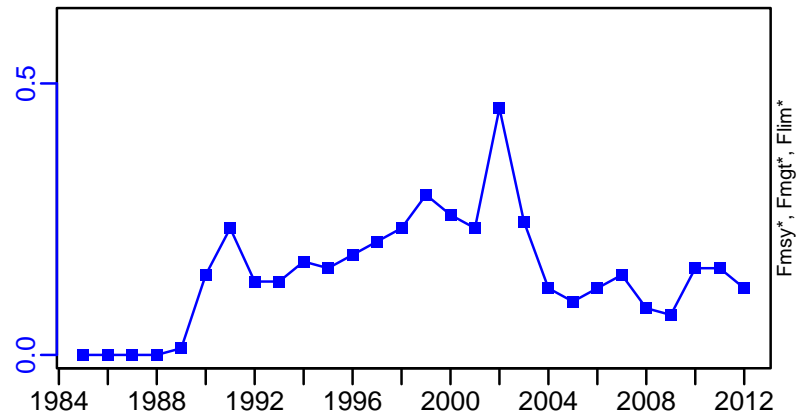
SSB-MT (1986–2019–DEVINE)



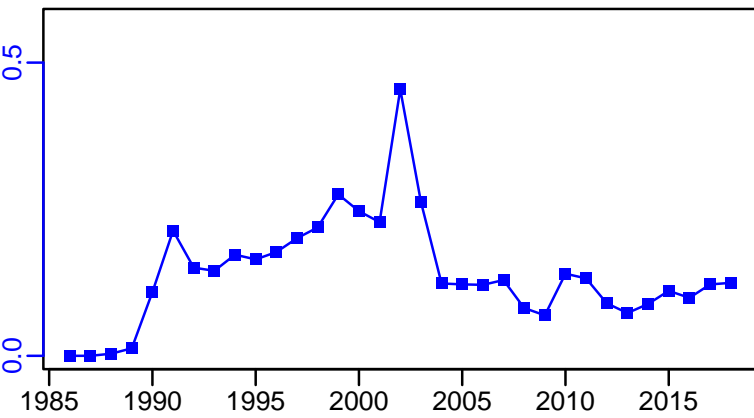
TN *



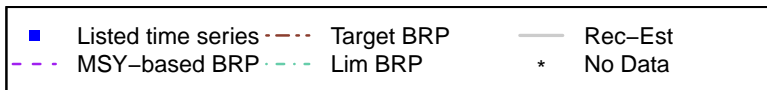
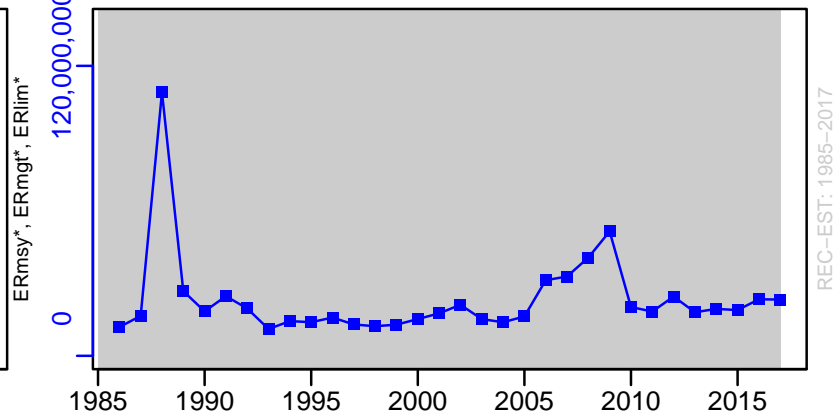
F-1/yr (1985–2012–FU)



ER-ratio (1986–2019–DEVINE)

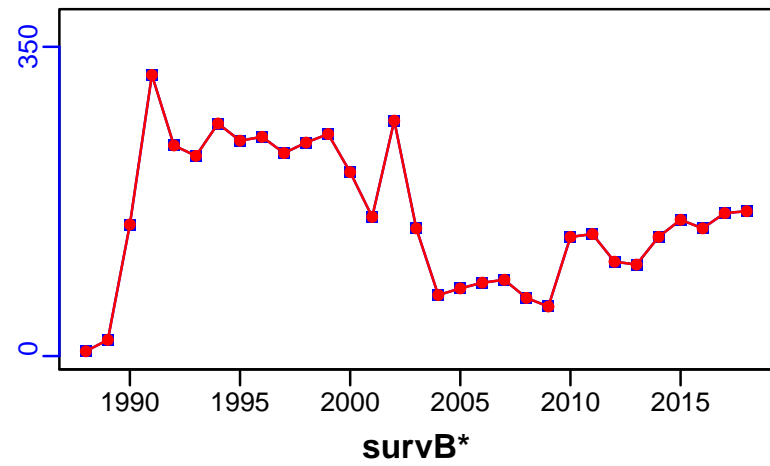


R-E00 (1986–2019–DEVINE)

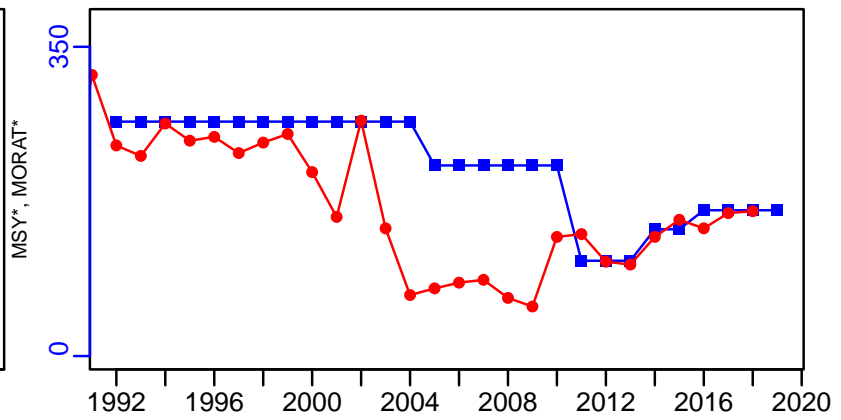


Scampi Wairarapa/Hawke Bay [SCMPWHB]

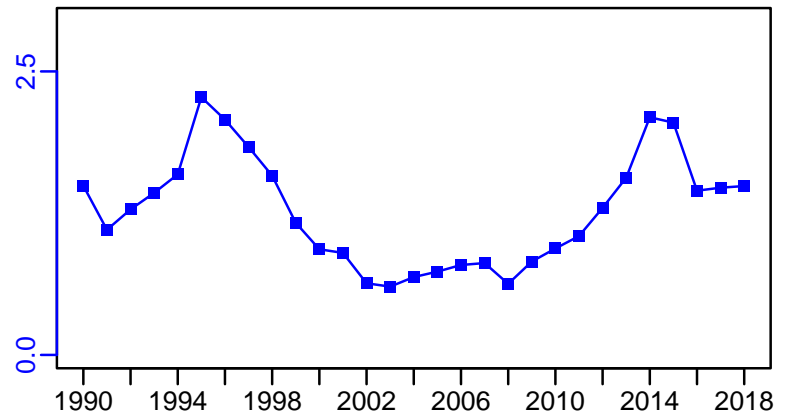
TC-MT, TL-MT, RecC* (1986-2019-DEVINE)




TAC-MT, Cpair-MT, Cadv* (1986-2019-DEVINE)



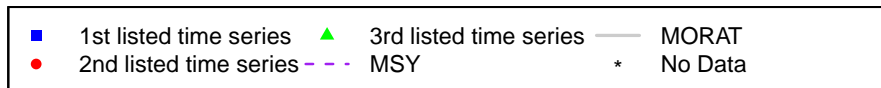
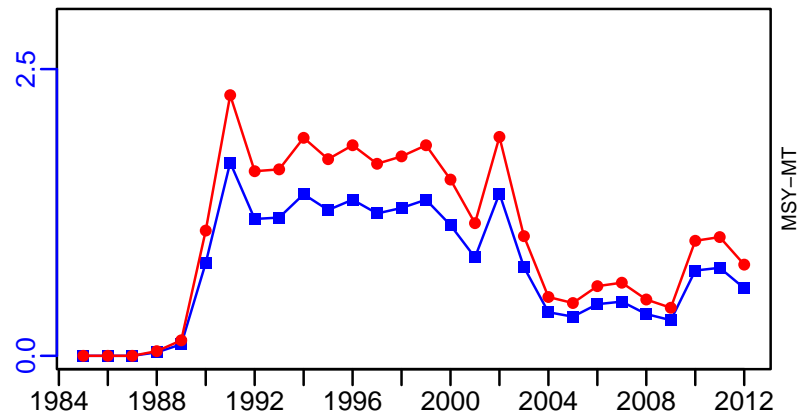
CPUE-index (1986-2019-DEVINE)



EFFORT*



TC-MT/MSY-MT, CdivMEANC-ratio, (1985-2012-FU)




Snow crab Division 2HJ [SNOWCRAB2HJ]

Metadata	
Scientific Name	Chionoecetes opilio
Current Assess ID	DFO-NFLD-SNOWCRAB2HJ-1985-2018-ASHBROOK
Area	Division 2HJ
Management Authority	Department of Fisheries and Oceans, Canada national management
Assessor	Department of Fisheries and Oceans - Newfoundland Region
Asmts in RAM	2018, 2013


Reference Points			
Type	ID	Asmt Year	Value
TBmsy	-	-	-
SSBmsy	-	-	-
Fmsy	-	-	-
ERmsy	-	-	-
TBmgt	-	-	-
SSBmgt	-	-	-
Fmgt	-	-	-
ERmgt	-	-	-
TB0	-	-	-
SSB0	-	-	-
MSY	-	-	-
M	-	-	-
TBlim	-	-	-
SSBlim	-	-	-
Flim	-	-	-
ERlim	-	-	-

Time Series					
Type	ID	Asmt Year	Curr Value	Sex	Age
TB	-	-	-	-	-
SSB	-	-	-	-	-
TN	TN-E00	2013	6,350,000	-	-
R	-	-	-	-	-
F	-	-	-	-	-
ER	-	-	-	-	-
TC	TC-MT	2018	1738		
TL	TL-MT	2013	1380		
TB/TBmsy	-	-	-		
SSB/SSBmsy	-	-	-		
F/Fmsy	-	-	-		
ER/ERmsy	-	-	-		
TB/TBmgt	-	-	-		
SSB/SSBmgt	-	-	-		
F/Fmgt	-	-	-		
ER/ERmgt	-	-	-		


Kobe MSY*



Kobe MGT*



Spawner Recruit*




Production*




◆ Start Year ◆ End Year * No Data

Snow crab Division 2HJ [SNOWCRAB2HJ]

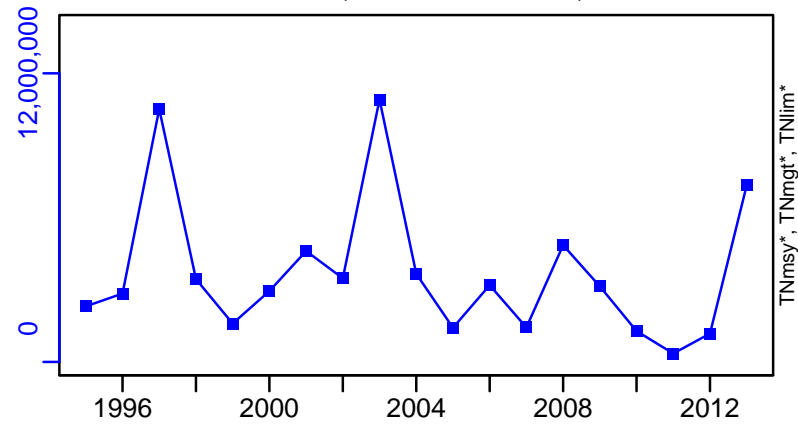
TB*




SSB*




TN-E00 (1995–2013–WATSON)



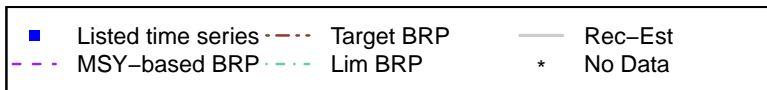

F*



ER*

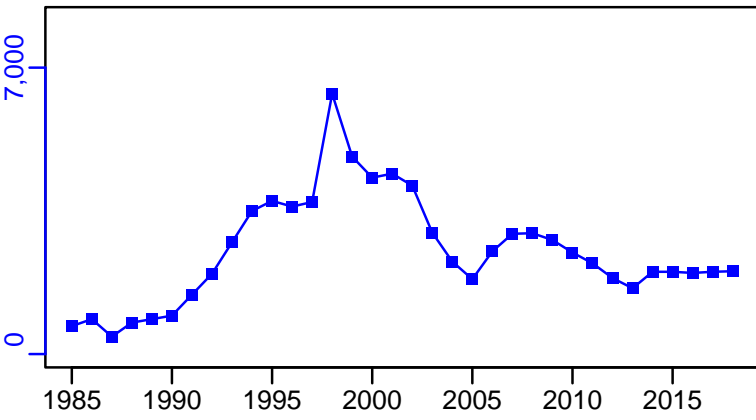


Recruits*

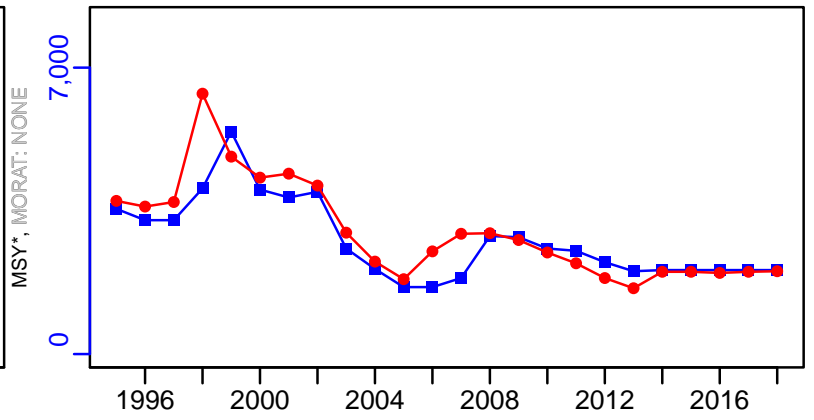


Snow crab Division 2HJ [SNOWCRAB2HJ]

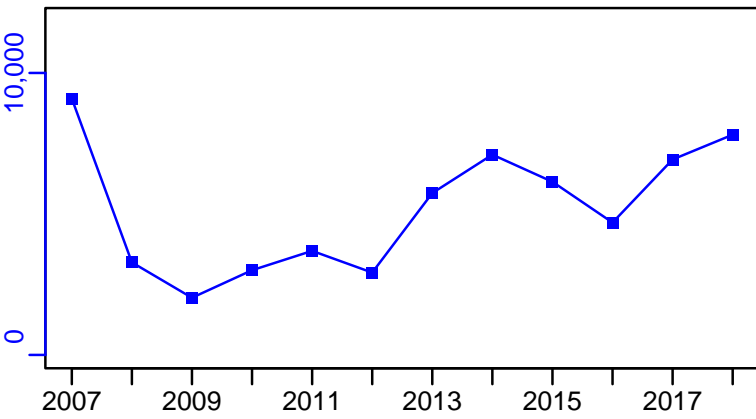
TC-MT, TL*, RecC* (1985-2018-ASHBROOK)



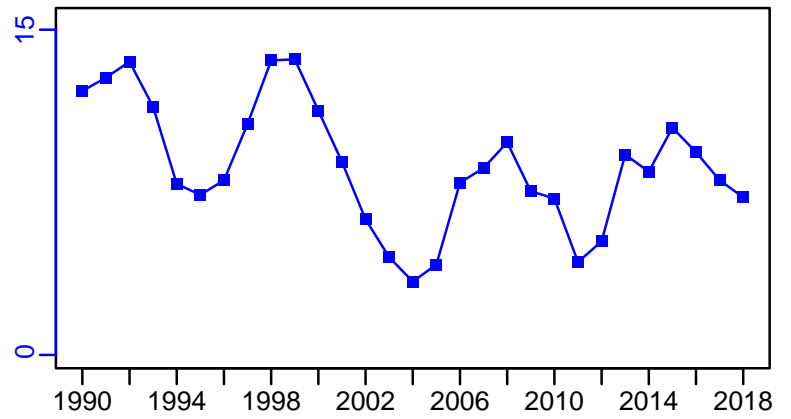
TAC-MT, Cpair-MT, Cadv* (1985-2018-ASHBROOK)



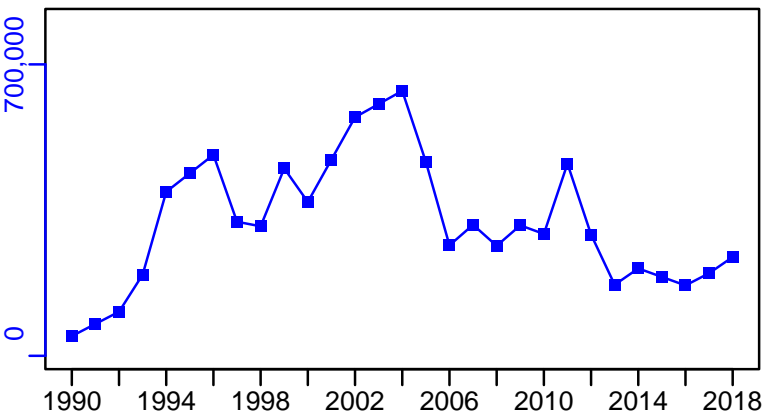
survB-MT (1985-2018-ASHBROOK)



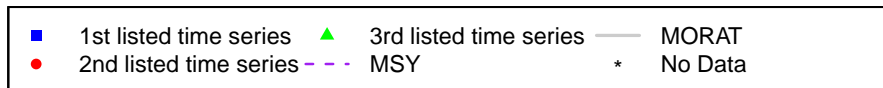

CPUE-index (1985-2018-ASHBROOK)



EFFORT-traphauls (1985-2018-ASHBROOK)



CdivMSY*



Snow crab Division 3K [SNOWCRAB3K]


Metadata	
Scientific Name	Chionoecetes opilio
Current Assess ID	DFO-NFLD-SNOWCRAB3K-1979-2018-ASHBROOK
Area	Division 3K
Management Authority	Department of Fisheries and Oceans, Canada national management
Assessor	Department of Fisheries and Oceans - Newfoundland Region
Asmts in RAM	2018, 2008, 2013

Reference Points			
Type	ID	Asmt Year	Value
TBmsy	-	-	-
SSBmsy	-	-	-
Fmsy	-	-	-
ERmsy	-	-	-
TBmgt	-	-	-
SSBmgt	-	-	-
Fmgt	-	-	-
ERmgt	-	-	-
TB0	-	-	-
SSB0	-	-	-
MSY	-	-	-
M	-	-	-
TBlim	-	-	-
SSBlim	-	-	-
Flim	-	-	-
ERlim	-	-	-


Time Series					
Type	ID	Asmt Year	Curr Value	Sex	Age
TB	TB-MT	2008	14,300	-	-
SSB	-	-	-	-	-
TN	TN-E00	2013	3,310,000	-	-
R	R-MT	2008	7170	-	-
F	-	-	-	-	-
ER	ER-ratio	2008	0.811	-	-
TC	TC-MT	2018	5847		
TL	TL-MT	2013	8520		
TB/TBmsy	-	-	-		
SSB/SSBmsy	-	-	-		
F/Fmsy	-	-	-		
ER/ERmsy	-	-	-		
TB/TBmgt	-	-	-		
SSB/SSBmgt	-	-	-		
F/Fmgt	-	-	-		
ER/ERmgt	-	-	-		

Snow crab Division 3K [SNOWCRAB3K]


Kobe MSY*



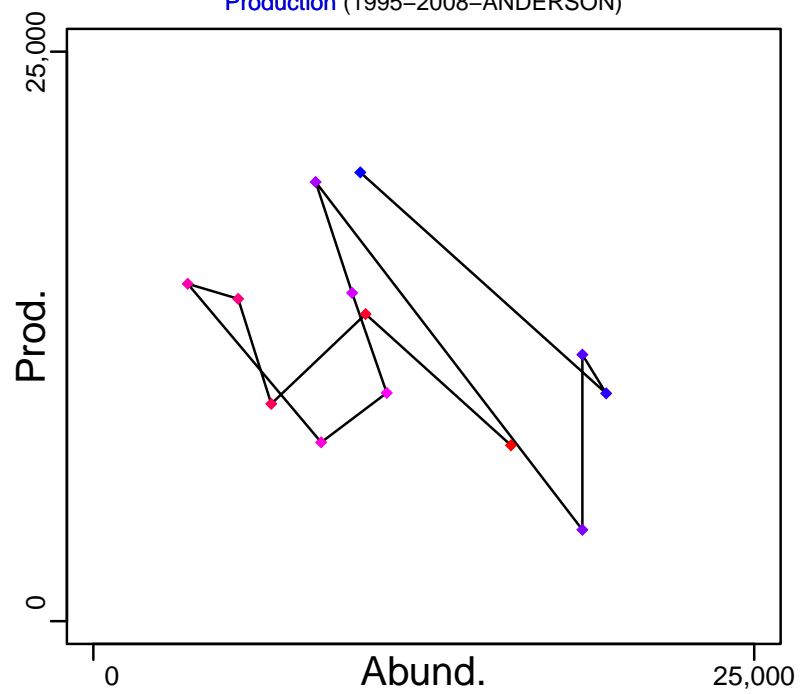
Kobe MGT*



Spawner Recruit*



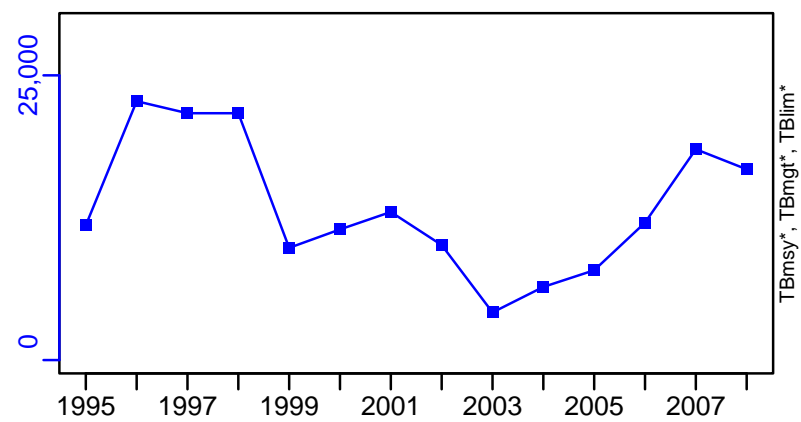
Production (1995–2008–ANDERSON)




◆ Start Year ◆ End Year * No Data

Snow crab Division 3K [SNOWCRAB3K]

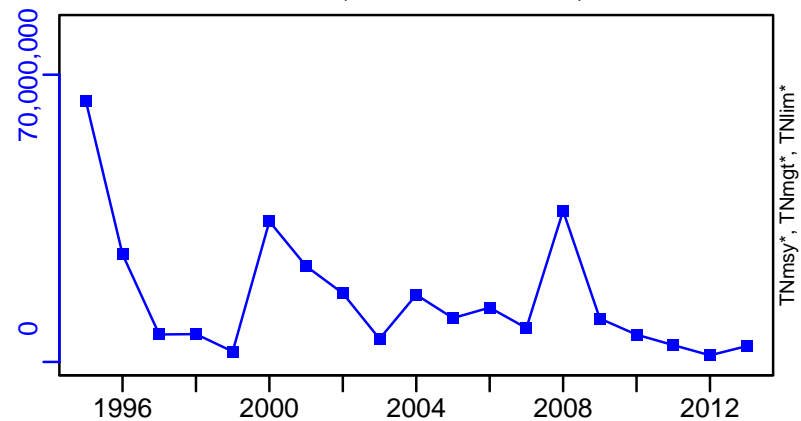
TB-MT (1995–2008–ANDERSON)



SSB*



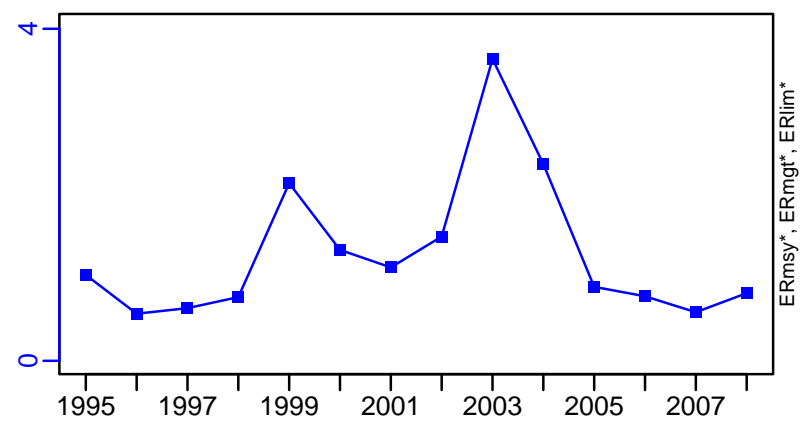
TN-E00 (1995–2013–WATSON)



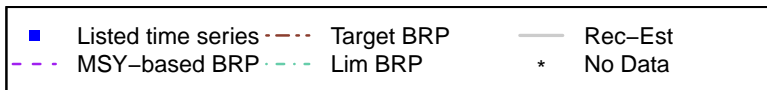
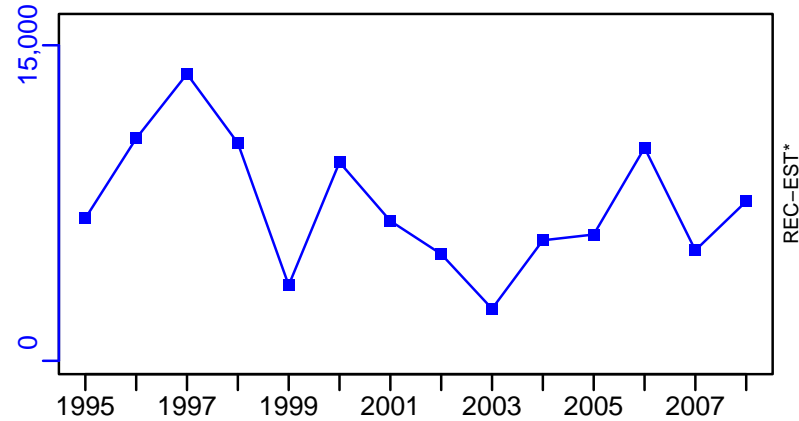
F*



ER-ratio (1995–2008–ANDERSON)

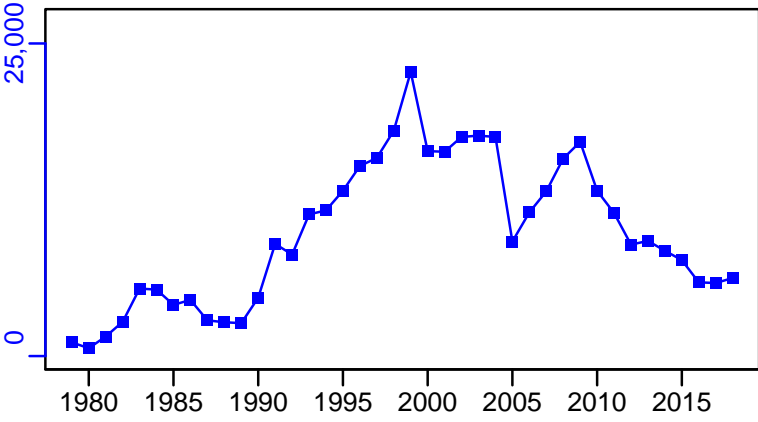


R-MT (1995–2008–ANDERSON)

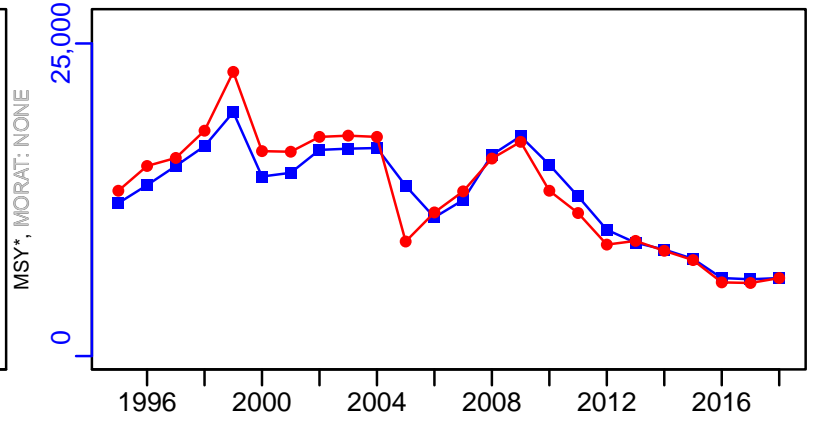


Snow crab Division 3K [SNOWCRAB3K]

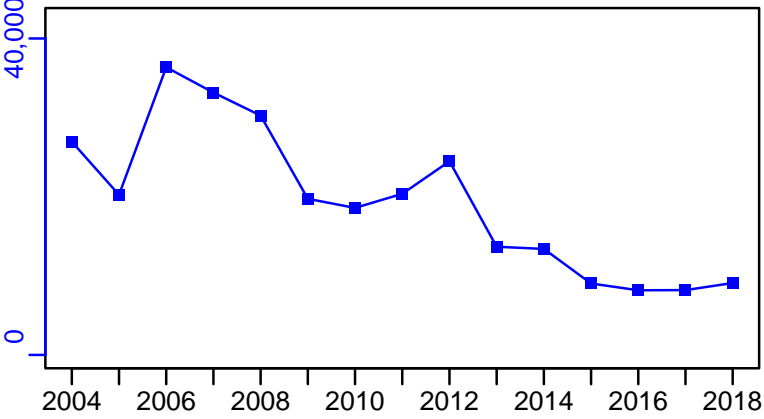
TC-MT, TL*, RecC* (1979–2018–ASHBROOK)



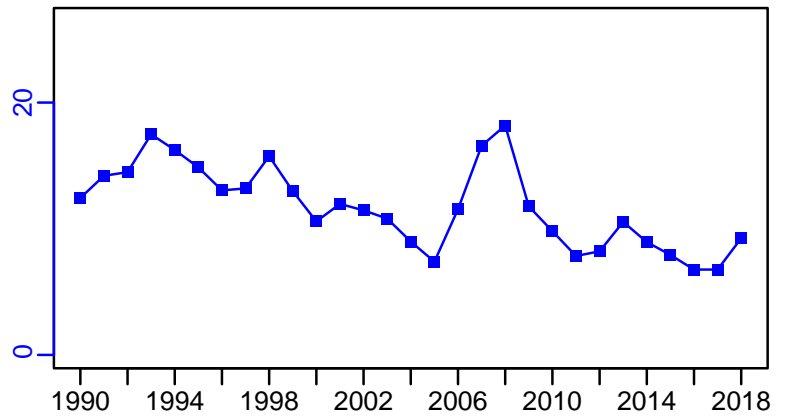
TAC-MT, Cpair-MT, Cadv* (1979–2018–ASHBROOK)



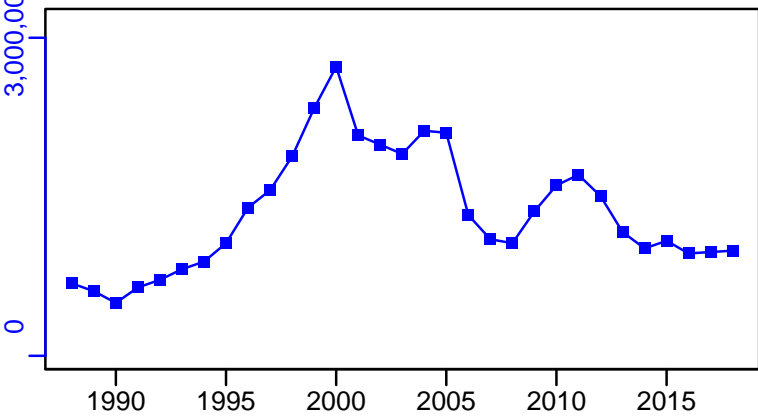
survB-MT (1979–2018–ASHBROOK)



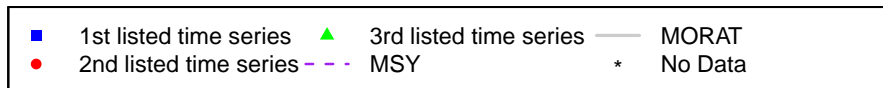

CPUE-index (1979–2018–ASHBROOK)



EFFORT-traphauls (1979–2018–ASHBROOK)



CdivMSY*




Snow crab Division 3LNO [SNOWCRAB3LNO]

Metadata	
Scientific Name	Chionoecetes opilio
Current Assess ID	DFO-NFLD-SNOWCRAB3LNO-1979-2018-ASHBROOK
Area	Division 3LNO
Management Authority	Department of Fisheries and Oceans, Canada national management
Assessor	Department of Fisheries and Oceans - Newfoundland Region
Asmts in RAM	2018, 2013


Reference Points			
Type	ID	Asmt Year	Value
TBmsy	-	-	-
SSBmsy	-	-	-
Fmsy	-	-	-
ERmsy	-	-	-
TBmgt	-	-	-
SSBmgt	-	-	-
Fmgt	-	-	-
ERmgt	-	-	-
TB0	-	-	-
SSB0	-	-	-
MSY	-	-	-
M	-	-	-
TBlim	-	-	-
SSBlim	-	-	-
Flim	-	-	-
ERlim	-	-	-

Time Series					
Type	ID	Asmt Year	Curr Value	Sex	Age
TB	-	-	-	-	-
SSB	-	-	-	-	-
TN	TN-E00	2013	8,270,000	-	-
R	-	-	-	-	-
F	-	-	-	-	-
ER	-	-	-	-	-
TC	TC-MT	2018	17,729		
TL	TL-MT	2013	33,900		
TB/TBmsy	-	-	-		
SSB/SSBmsy	-	-	-		
F/Fmsy	-	-	-		
ER/ERmsy	-	-	-		
TB/TBmgt	-	-	-		
SSB/SSBmgt	-	-	-		
F/Fmgt	-	-	-		
ER/ERmgt	-	-	-		


Kobe MSY*



Kobe MGT*



Spawner Recruit*




Production*




◆ Start Year ◆ End Year * No Data

Snow crab Division 3LNO [SNOWCRAB3LNO]

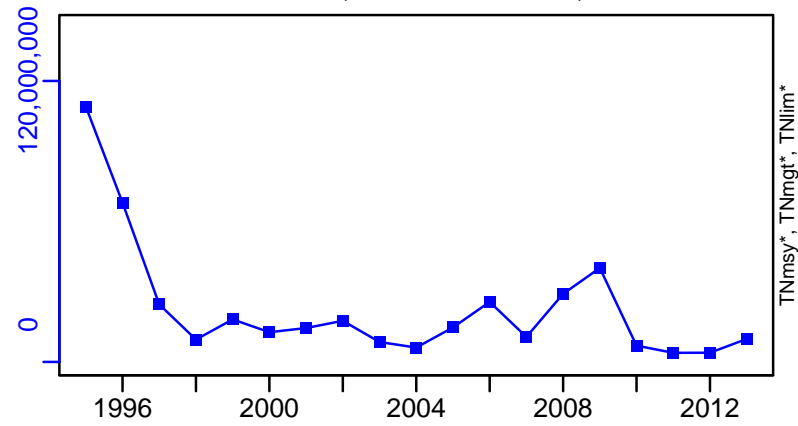
TB*




SSB*




TN-E00 (1995–2013–WATSON)



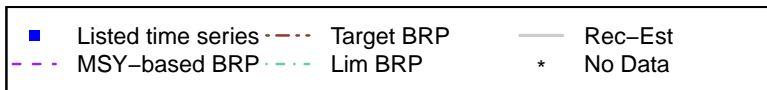

F*



ER*

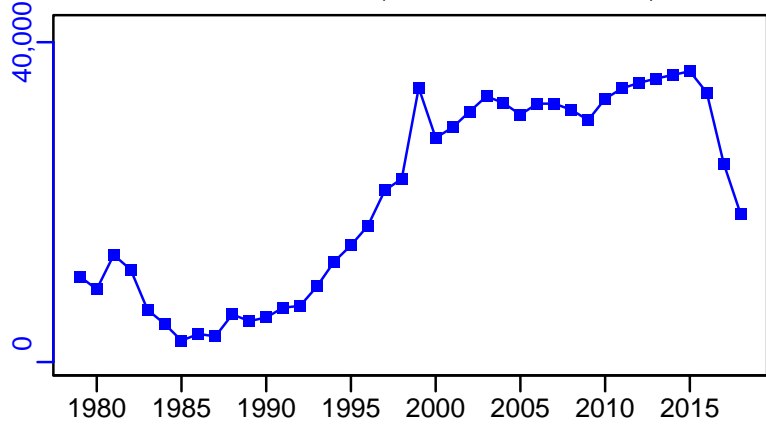


Recruits*

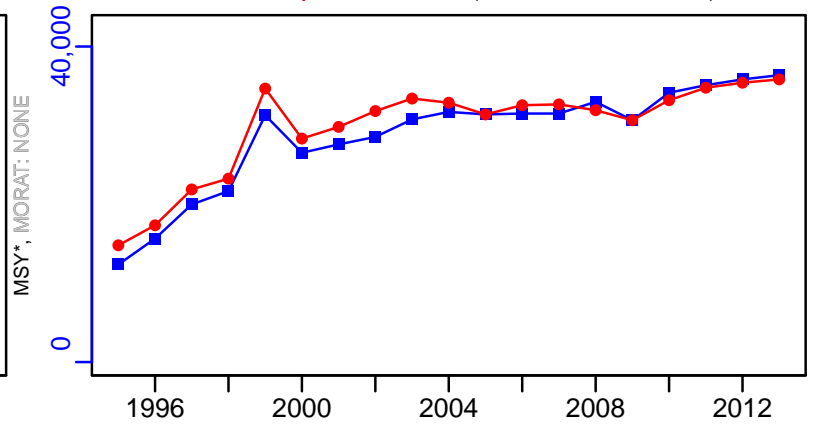


Snow crab Division 3LNO [SNOWCRAB3LNO]

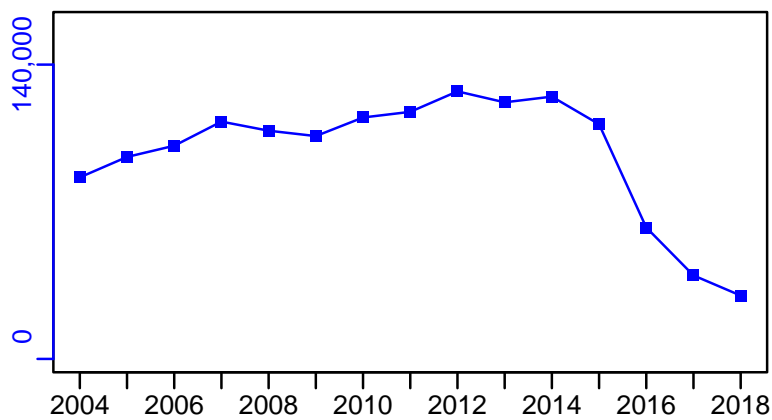
TC-MT, TL*, RecC* (1979-2018-ASHBROOK)



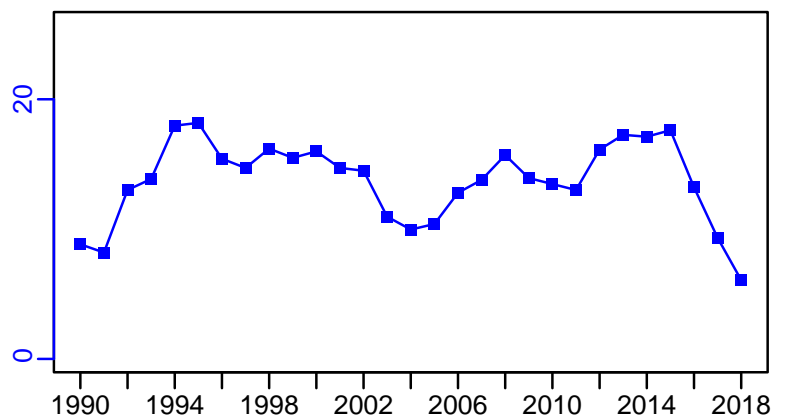
TAC-MT, Cpair-MT, Cadv* (1995-2013-WATSON)



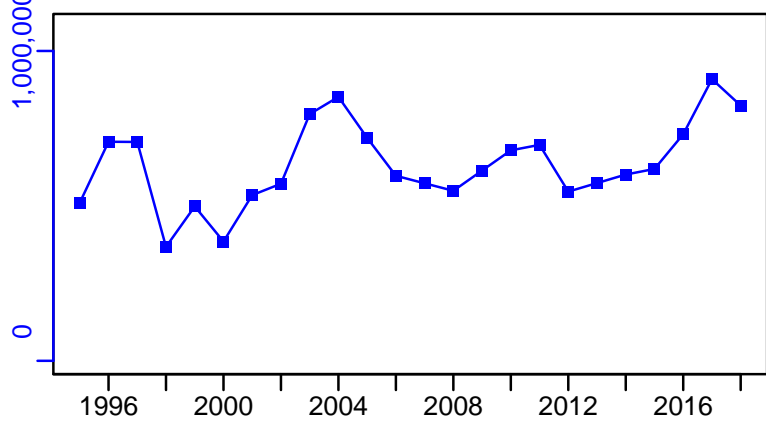
survB-MT (1979-2018-ASHBROOK)



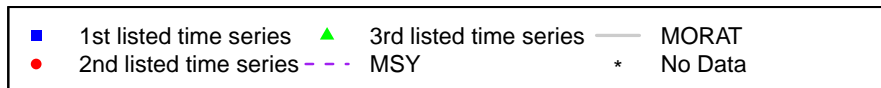

CPUE-index (1979-2018-ASHBROOK)



EFFORT-traphauls (1979-2018-ASHBROOK)



CdivMSY*




Snow crab St. Pierre Bank [SNOWCRAB3Ps]

Metadata	
Scientific Name	Chionoecetes opilio
Current Assess ID	DFO-NFLD-SNOWCRAB3Ps-1985-2018-ASHBROOK
Area	St. Pierre Bank
Management Authority	Department of Fisheries and Oceans, Canada national management
Assessor	Department of Fisheries and Oceans - Newfoundland Region
Asmts in RAM	2018, 2008, 2013


Reference Points			
Type	ID	Asmt Year	Value
TBmsy	-	-	-
SSBmsy	-	-	-
Fmsy	-	-	-
ERmsy	-	-	-
TBmgt	-	-	-
SSBmgt	-	-	-
Fmgt	-	-	-
ERmgt	-	-	-
TB0	-	-	-
SSB0	-	-	-
MSY	-	-	-
M	-	-	-
TBlim	-	-	-
SSBlim	-	-	-
Flim	-	-	-
ERlim	-	-	-

Time Series					
Type	ID	Asmt Year	Curr Value	Sex	Age
TB	TB-MT	2008	354	-	-
SSB	-	-	-	-	-
TN	TN-E00	2013	768,000	-	-
R	R-MT	2008	1020	-	-
F	-	-	-	-	-
ER	ER-ratio	2008	8.97	-	-
TC	TC-MT	2018	1886		
TL	TL-MT	2013	6050		
TB/TBmsy	-	-	-		
SSB/SSBmsy	-	-	-		
F/Fmsy	-	-	-		
ER/ERmsy	-	-	-		
TB/TBmgt	-	-	-		
SSB/SSBmgt	-	-	-		
F/Fmgt	-	-	-		
ER/ERmgt	-	-	-		


Kobe MSY*



Kobe MGT*



Spawner Recruit*



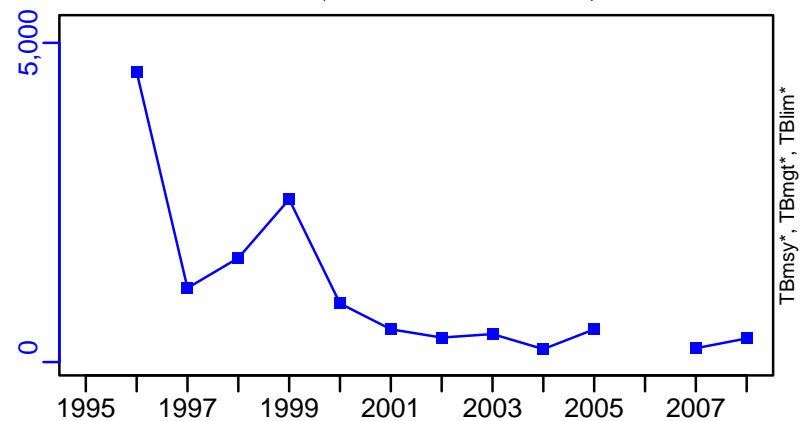
Production*




◆ Start Year ◆ End Year * No Data

Snow crab St. Pierre Bank [SNOWCRAB3Ps]

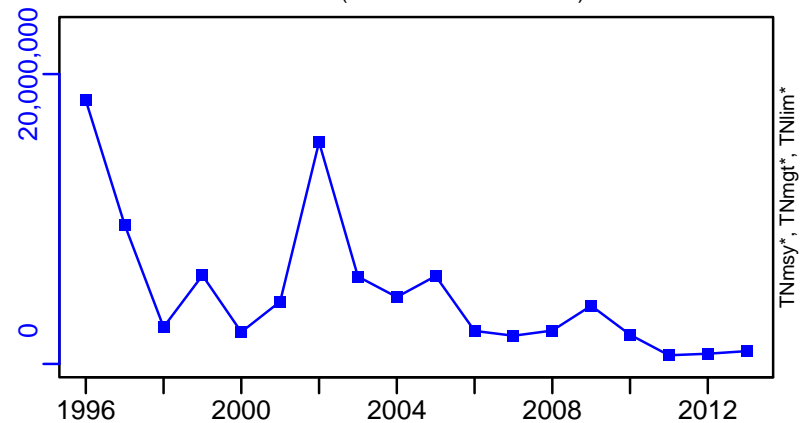
TB-MT (1995–2008–ANDERSON)



SSB*



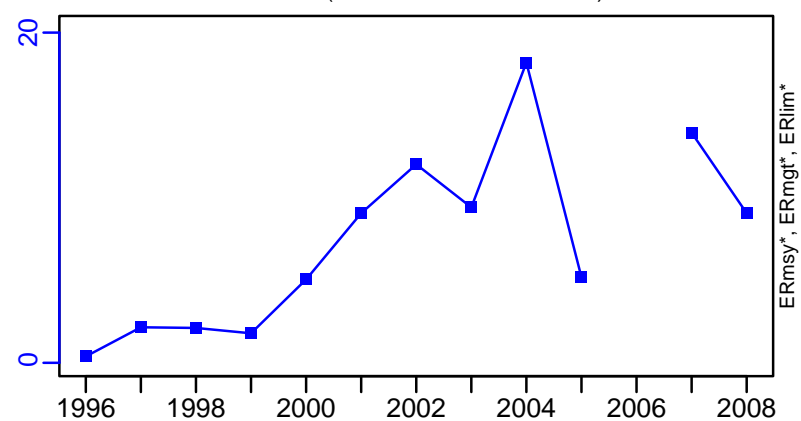
TN-E00 (1995–2013–WATSON)



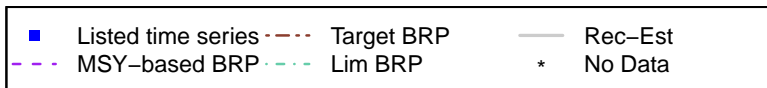
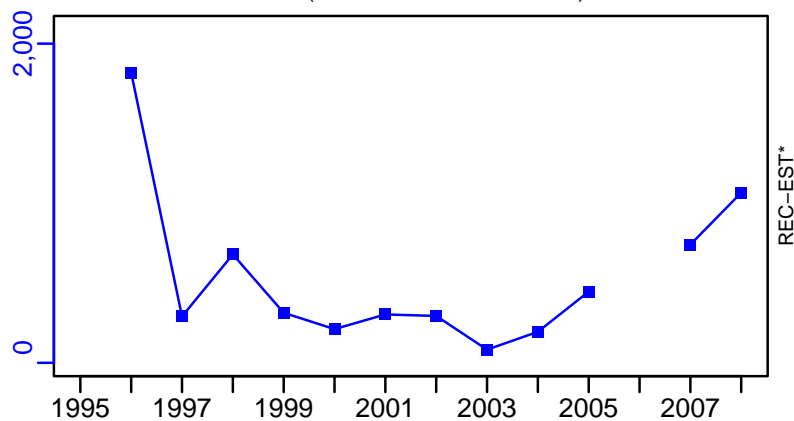
F*



ER-ratio (1995–2008–ANDERSON)

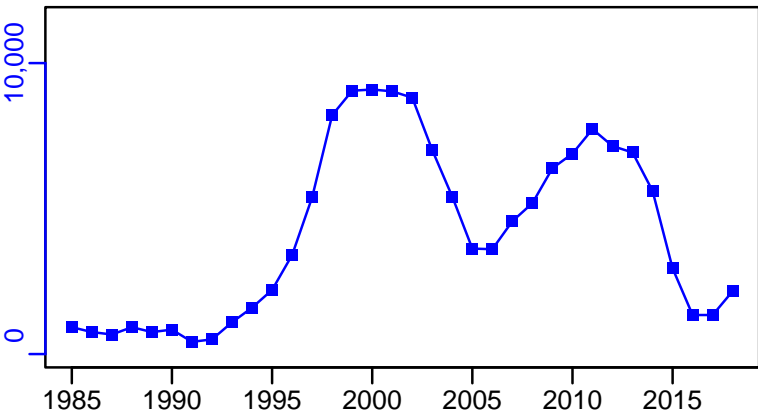


R-MT (1995–2008–ANDERSON)

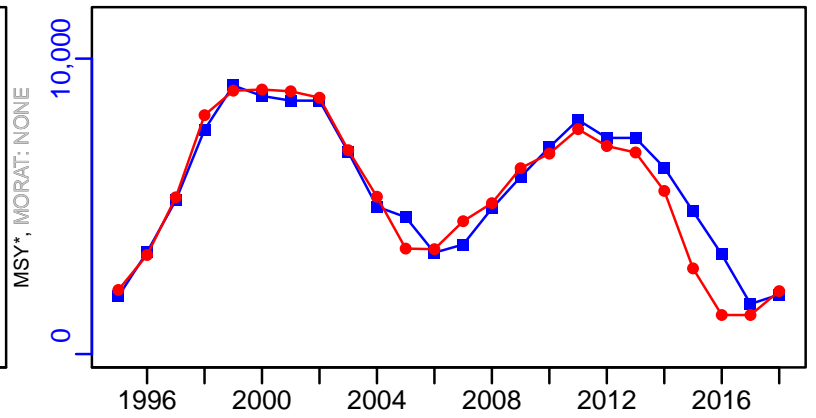


Snow crab St. Pierre Bank [SNOWCRAB3Ps]

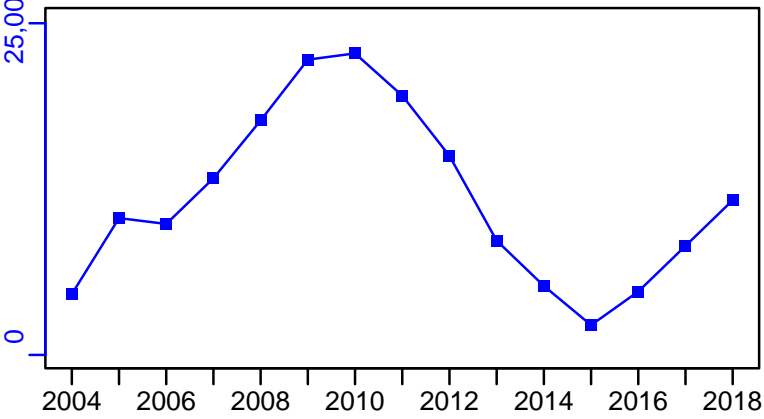
TC-MT, TL*, RecC* (1985–2018–ASHBROOK)



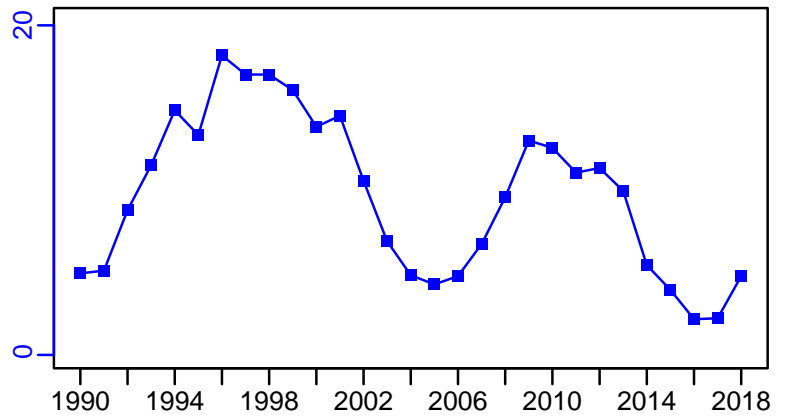
TAC-MT, Cpair-MT, Cadv* (1985–2018–ASHBROOK)



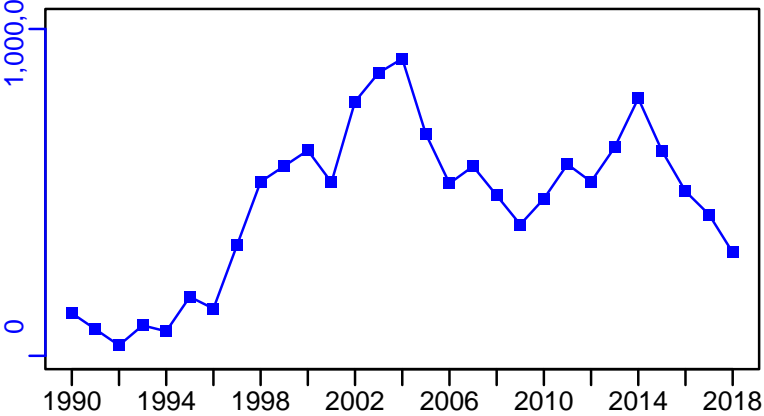
survB-MT (1985–2018–ASHBROOK)



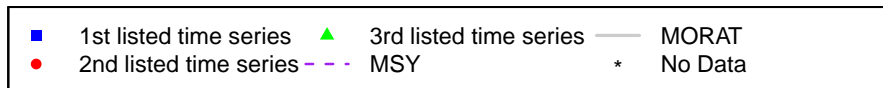

CPUE-index (1985–2018–ASHBROOK)



EFFORT-traphauls (1985–2018–ASHBROOK)



CdivMSY*




Snow crab Division 4R3Pn [SNOWCRAB4R3Pn]

Metadata	
Scientific Name	Chionoecetes opilio
Current Assess ID	DFO-NFLD-SNOWCRAB4R3Pn-1993-2018-ASHBROOK
Area	Division 4R3Pn
Management Authority	Department of Fisheries and Oceans, Canada national management
Assessor	Department of Fisheries and Oceans - Newfoundland Region
Asmts in RAM	2018, 2013


Reference Points			
Type	ID	Asmt Year	Value
TBmsy	-	-	-
SSBmsy	-	-	-
Fmsy	-	-	-
ERmsy	-	-	-
TBmgt	-	-	-
SSBmgt	-	-	-
Fmgt	-	-	-
ERmgt	-	-	-
TB0	-	-	-
SSB0	-	-	-
MSY	-	-	-
M	-	-	-
TBlim	-	-	-
SSBlim	-	-	-
Flim	-	-	-
ERlim	-	-	-

Time Series					
Type	ID	Asmt Year	Curr Value	Sex	Age
TB	-	-	-	-	-
SSB	-	-	-	-	-
TN	TN-E00	2013	3.4×10^7	-	-
R	-	-	-	-	-
F	-	-	-	-	-
ER	-	-	-	-	-
TC	TC-MT	2018	250		
TL	TL-MT	2013	891		
TB/TBmsy	-	-	-		
SSB/SSBmsy	-	-	-		
F/Fmsy	-	-	-		
ER/ERmsy	-	-	-		
TB/TBmgt	-	-	-		
SSB/SSBmgt	-	-	-		
F/Fmgt	-	-	-		
ER/ERmgt	-	-	-		


Kobe MSY*



Kobe MGT*



Spawner Recruit*




Production*




◆ Start Year ◆ End Year * No Data

Snow crab Division 4R3Pn [SNOWCRAB4R3Pn]

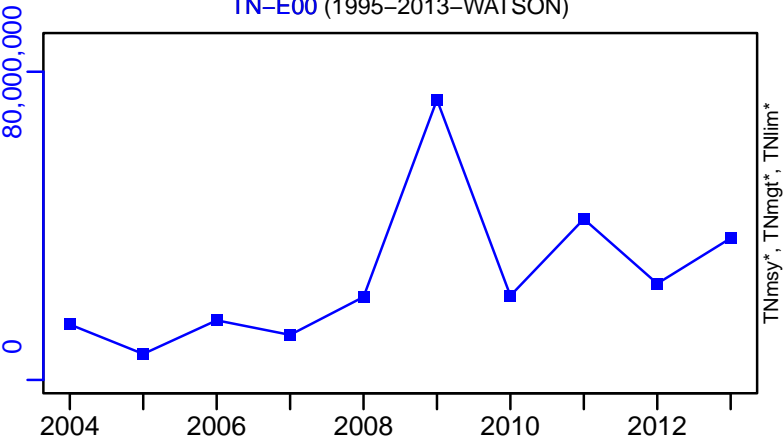
TB*




SSB*




TN-E00 (1995-2013-WATSON)



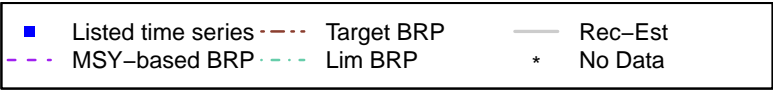

F*



ER*

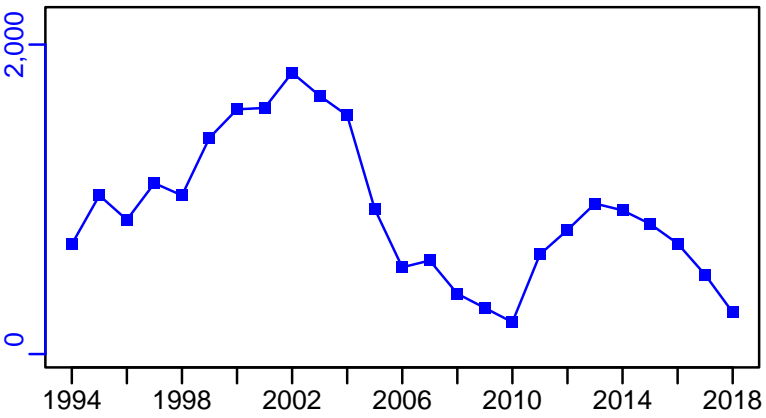


Recruits*

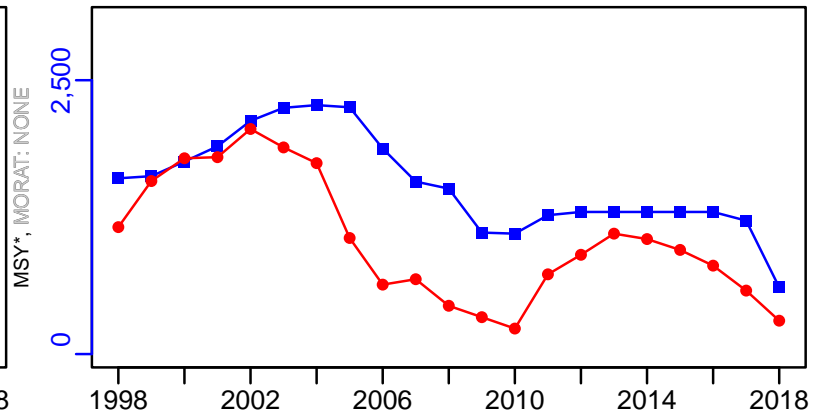


Snow crab Division 4R3Pn [SNOWCRAB4R3Pn]

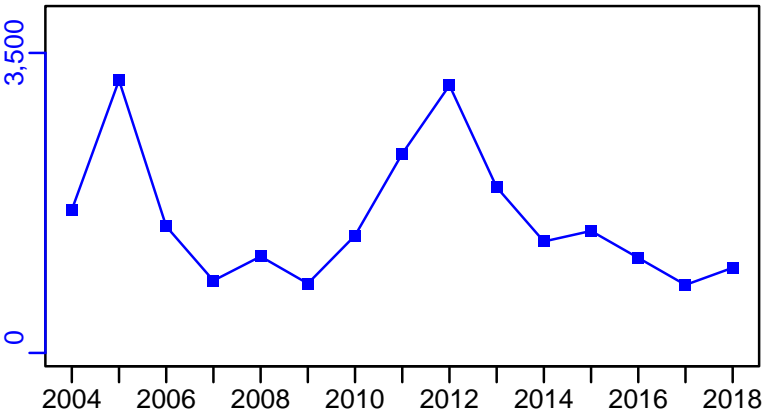
TC-MT, TL*, RecC* (1993-2018-ASHBROOK)



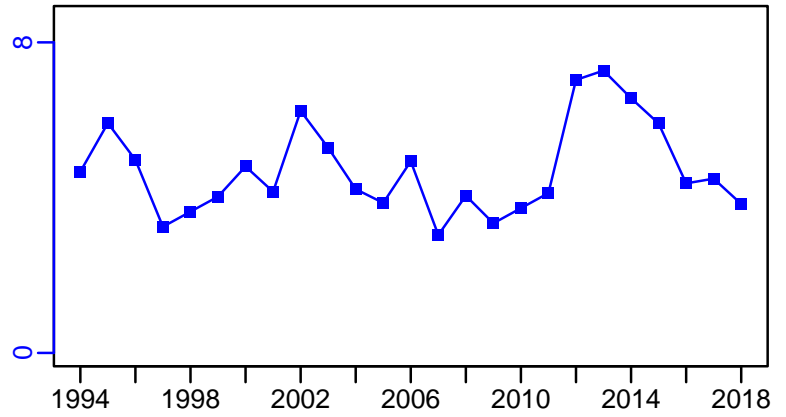
TAC-MT, Cpair-MT, Cadv* (1993-2018-ASHBROOK)



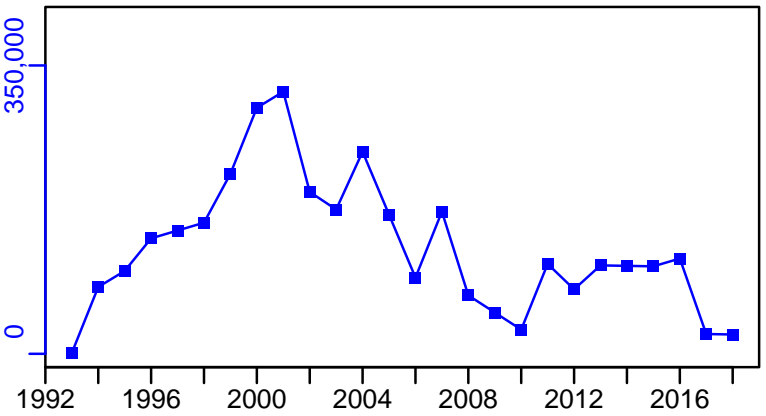
survB-MT (1993-2018-ASHBROOK)



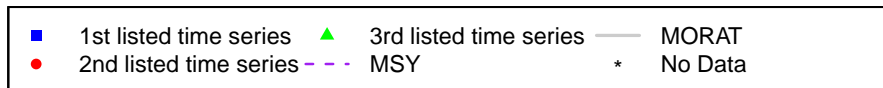

CPUE-index (1993-2018-ASHBROOK)



EFFORT-traphauls (1993-2018-ASHBROOK)



CdivMSY*

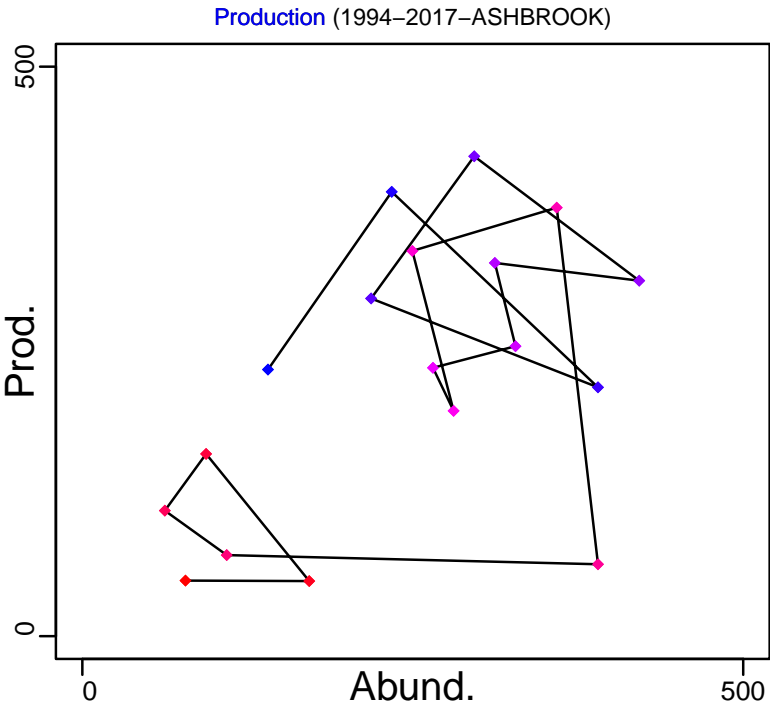





Snow crab Western Scotian Shelf [SNOWCRAB4X]

Metadata	
Scientific Name	Chionoecetes opilio
Current Assess ID	DFO-MAR-SNOWCRAB4X-1994-2017-ASHBROOK
Area	Western Scotian Shelf
Management Authority	Department of Fisheries and Oceans, Canada national management
Assessor	Department of Fisheries and Oceans - Maritimes Region
Asmts in RAM	2017

Reference Points			
Type	ID	Asmt Year	Value
TBmsy	-	-	-
SSBmsy	-	-	-
Fmsy	Fmsy-1/yr	2017	0.356
ERmsy	-	-	-
TBmgt	-	-	-
SSBmgt	-	-	-
Fmgt	-	-	-
ERmgt	-	-	-
TB0	TB0-MT	2017	1820
SSB0	-	-	-
MSY	-	-	-
M	-	-	-
TBlim	TBlim-MT	2017	455
SSBlim	-	-	-
Flim	-	-	-
ERlim	-	-	-

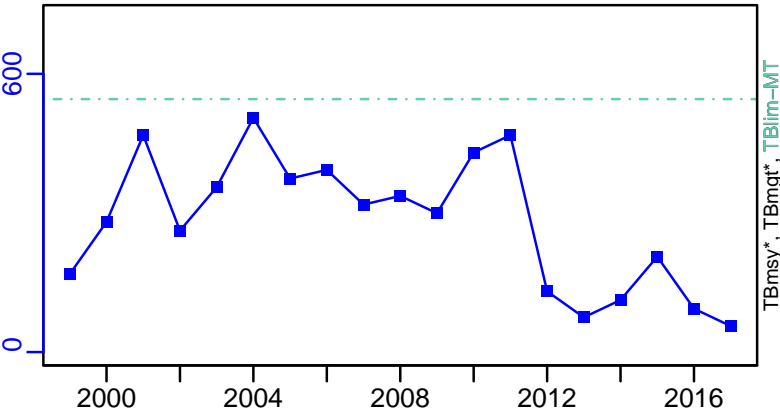
Time Series					
Type	ID	Asmt Year	Curr Value	Sex	Age
TB	TB-MT	2017	47	-	-
SSB	-	-	-	-	-
TN	-	-	-	-	-
R	-	-	-	-	-
F	F-1/yr	2017	0.368	Males	-
ER	ER-calc-ratio	2017	0.684	-	-
TC	-	-	-		
TL	TL-MT	2017	32		
TB/TBmsy	-	-	-		
SSB/SSBmsy	-	-	-		
F/Fmsy	F-1/yr/Fmsy-1/yr	2017	1.033		
ER/ERmsy	-	-	-		
TB/TBmgt	-	-	-		
SSB/SSBmgt	-	-	-		
F/Fmgt	-	-	-		
ER/ERmgt	-	-	-		




◆ Start Year ◆ End Year * No Data

Snow crab Western Scotian Shelf [SNOWCRAB4X]


TB-MT (1994-2017-ASHBROOK)



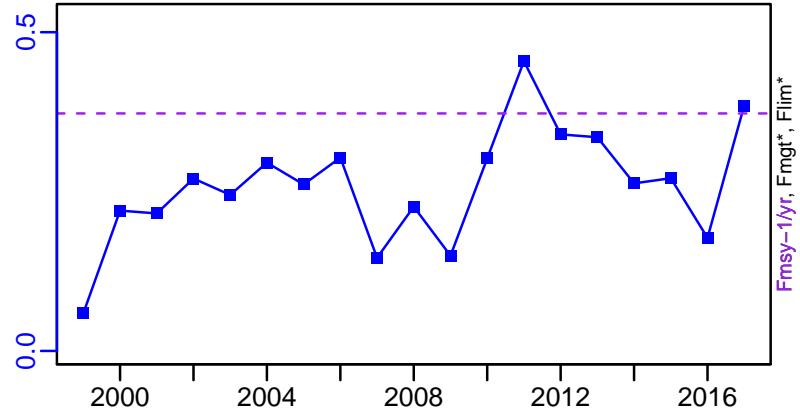
SSB*



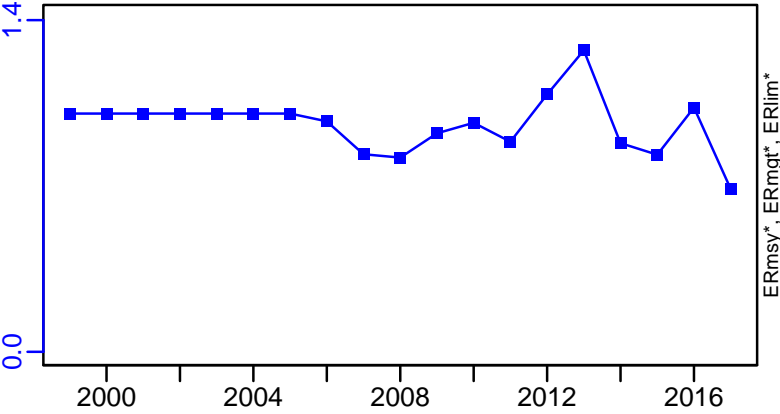
TN *



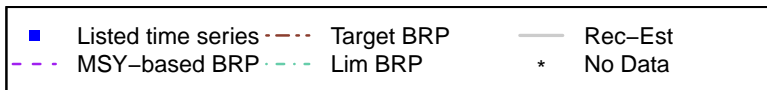
F-1/yr (1994-2017-ASHBROOK)



ER-calc-ratio (1994-2017-ASHBROOK)

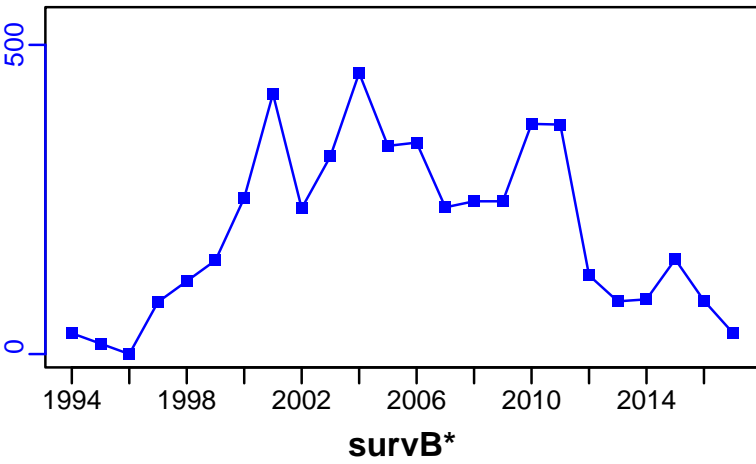


Recruits*

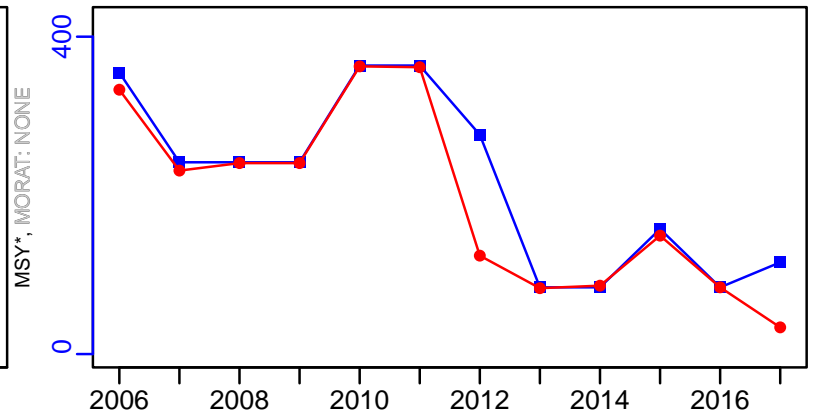


Snow crab Western Scotian Shelf [SNOWCRAB4X]

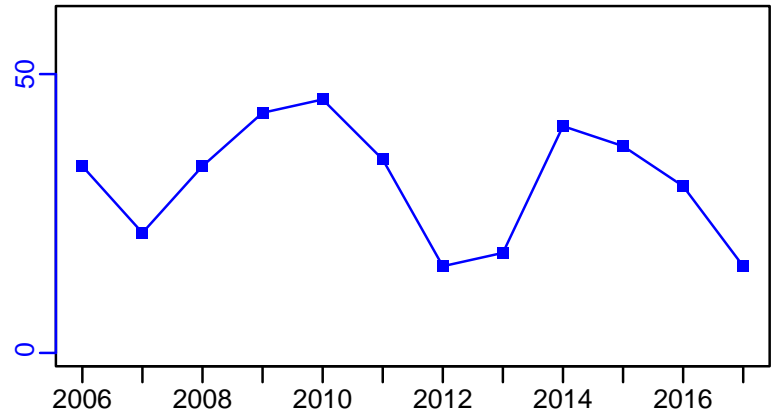
TL-MT, TC*, RecC* (1994-2017-ASHBROOK)



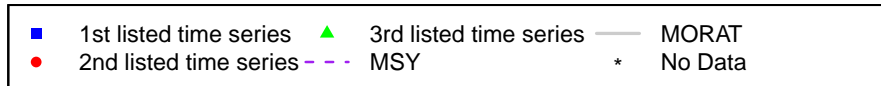
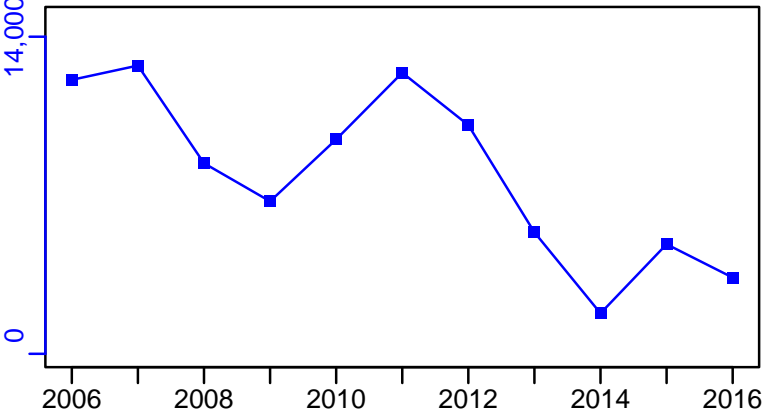
TAC-MT, Cpair-MT, Cadv* (1994-2017-ASHBROOK)



CPUE-index (1994-2017-ASHBROOK)



EFFORT-traphauls (1994-2017-ASHBROOK)



Snow crab Bering Sea [SNOWCRABBS]

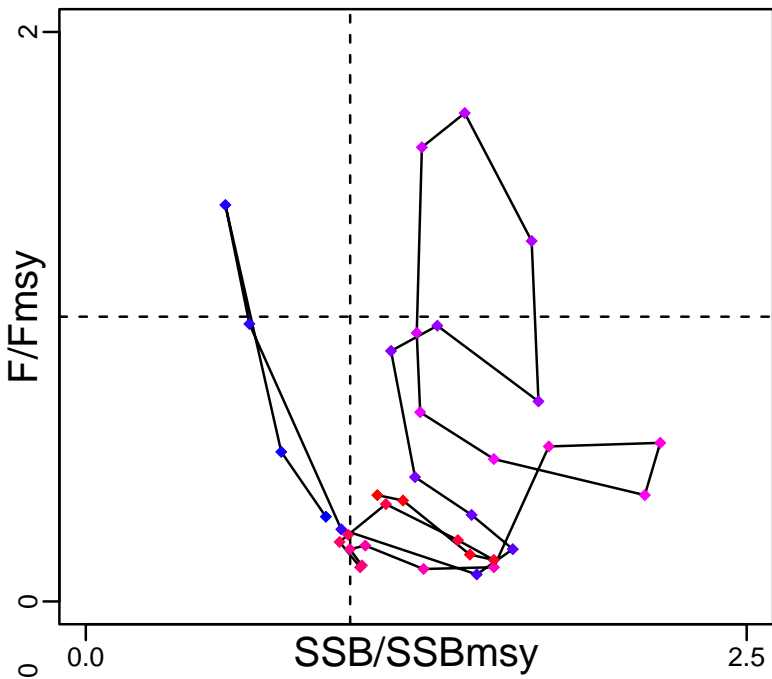
Metadata	
Scientific Name	Chionoecetes opilio
Current Assess ID	AFSC-SNOWCRABBS-1982-2020-SISIMP2021-2
Area	Bering Sea
Management Authority	National Marine Fisheries Service, US national management
Assessor	Alaska Fisheries Science Center
Asmts in RAM	2013, 2016, 2015, 2017, 2019, 2020

Reference Points			
Type	ID	Asmt Year	Value
TBmsy	TBmsy-MT	2020	153,000
SSBmsy	SSBmsy-MT	2016	139,400
Fmsy	Fmsy-pr-1/yr	2013	1.58
ERmsy	-	-	-
TBmgt	-	-	-
SSBmgt	-	-	-
Fmgt	-	-	-
ERmgt	-	-	-
TB0	-	-	-
SSB0	-	-	-
MSY	-	-	-
M	M-1/yr	2013	0.18
TBlim	TBlim-MT	2020	76,700
SSBlim	SSBlim-MT	2016	69,700
Flim	Flim-1/yr	2017	1.04
ERlim	-	-	-

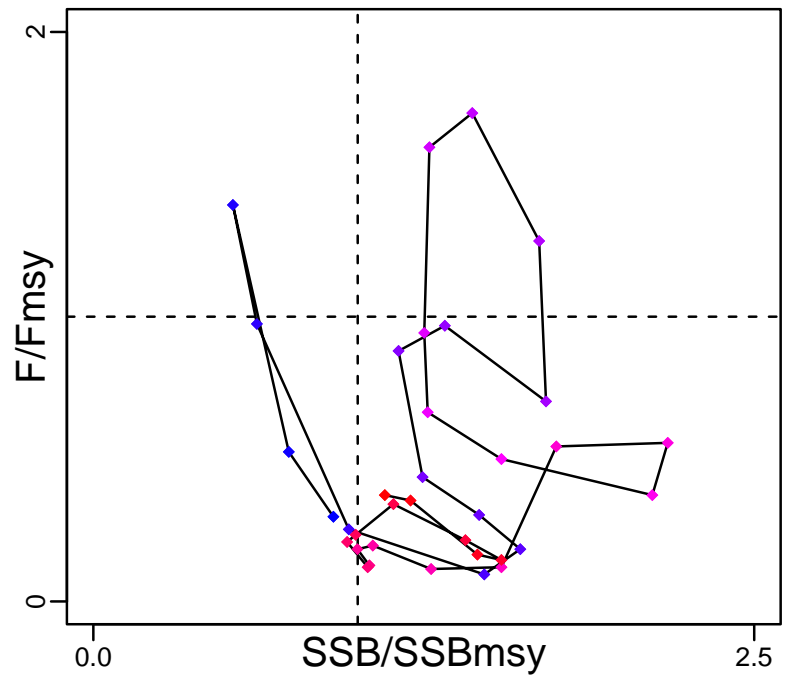
Time Series					
Type	ID	Asmt Year	Curr Value	Sex	Age
TB	TB-MT	2020	26,700	-	-
SSB	SSB-MT	2016	96,970	-	-
TN	-	-	-	-	-
R	R-E00	2020	1.28×10^8	-	0
F	F-1/yr	2020	3.24	-	-
ER	ER-calc-ratio	2020	0.985	-	-
TC	TC-MT	2020	26,300		
TL	-	-	-		
TB/TBmsy	TB-MT/TBmsy-MT	2020	0.175		
SSB/SSBmsy	SSB-MT/SSBmsy-MT	2016	0.696		
F/Fmsy	F-1/yr/Fmsy-pr-1/yr	2013	0.373		
ER/ERmsy	-	-	-		
TB/TBmgt	-	-	-		
SSB/SSBmgt	-	-	-		
F/Fmgt	-	-	-		
ER/ERmgt	-	-	-		

Snow crab Bering Sea [SNOWCRABBS]

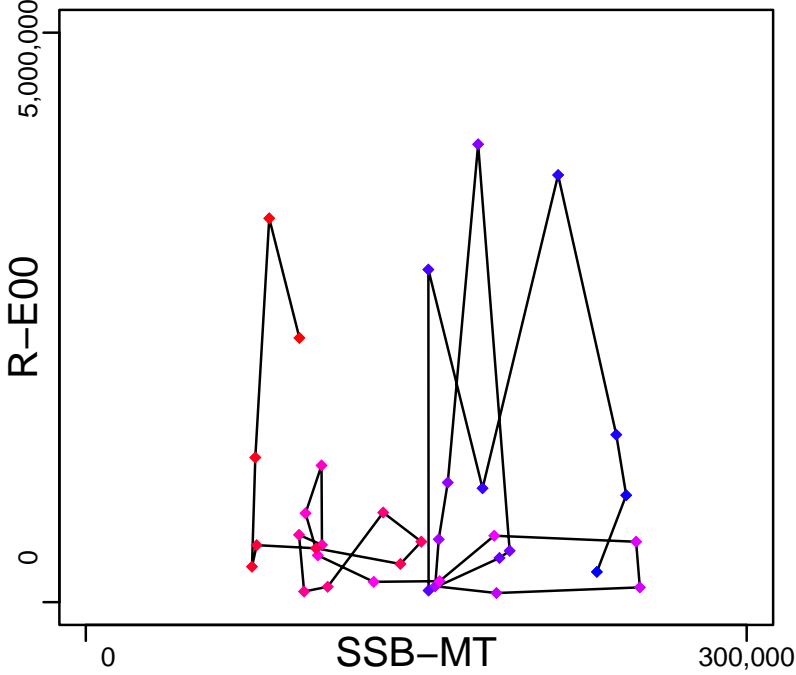
Kobe MSYpref (1978–2013–HIVELY)



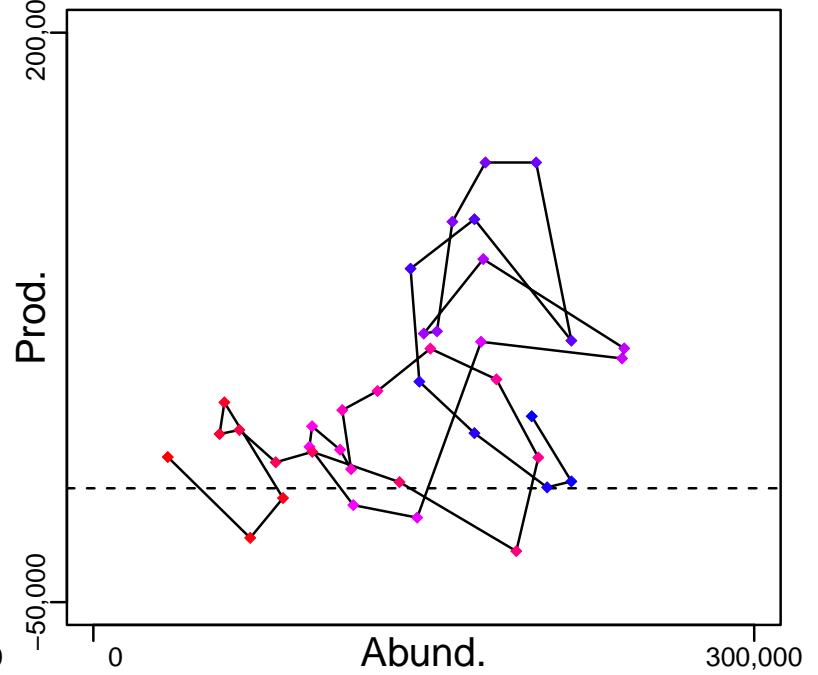
Kobe MGTpref (1978–2013–HIVELY)



Spawner Recruit (1978–2016–SISIMP2021)



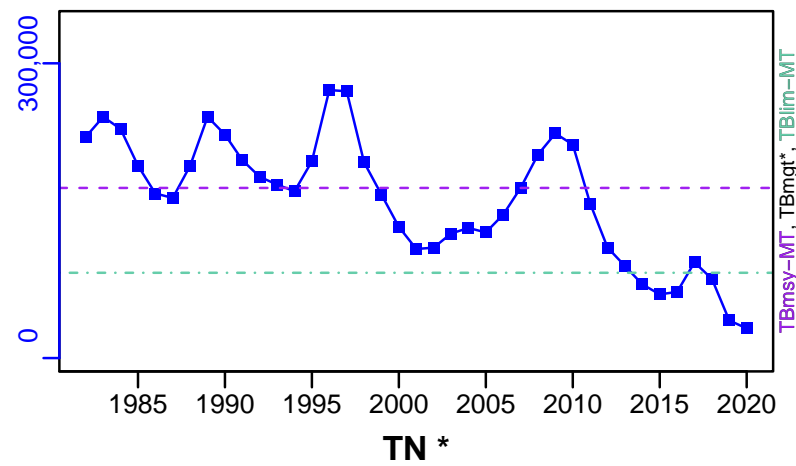
Production (1982–2020–SISIMP2021–2)



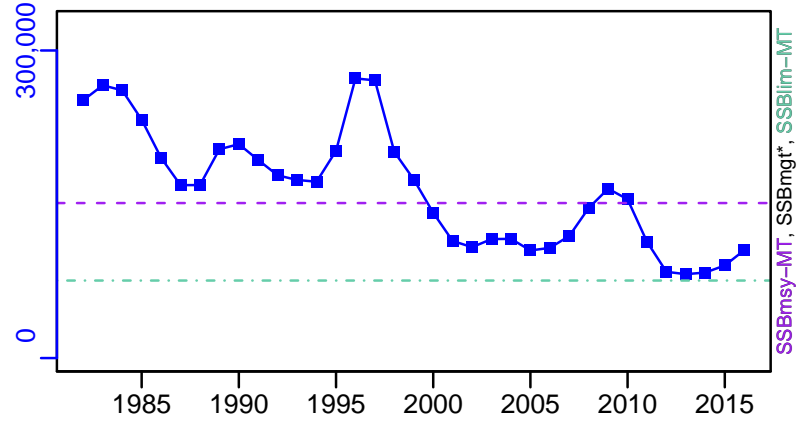
◆ Start Year ◆ End Year * No Data

Snow crab Bering Sea [SNOWCRABBS]


TB-MT (1982-2020-SISIMP2021-2)



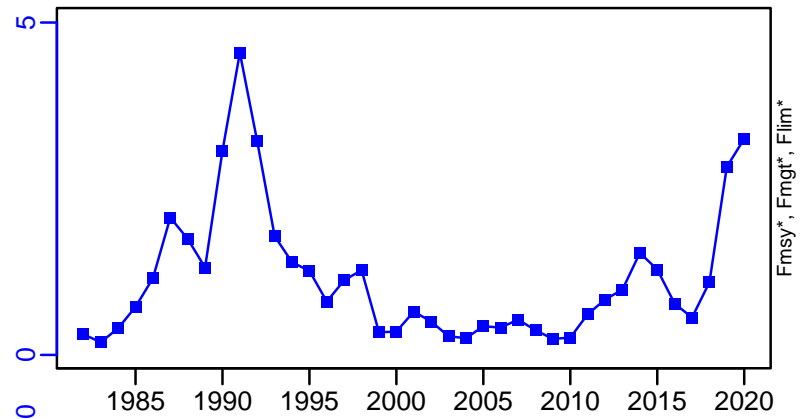
SSB-MT (1978-2016-SISIMP2021)



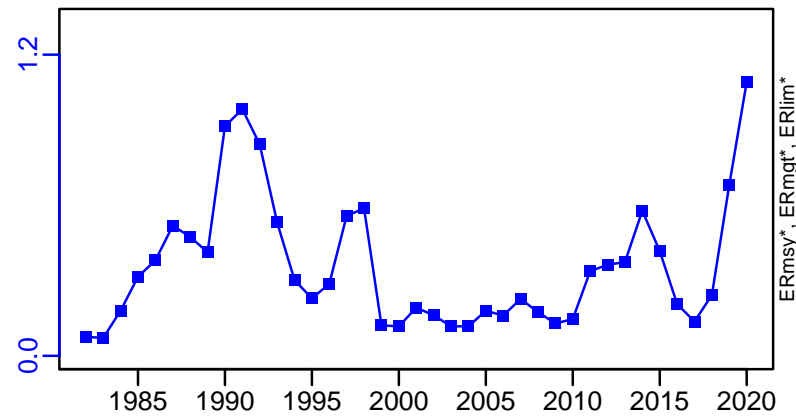
TN *



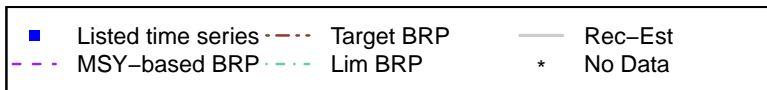
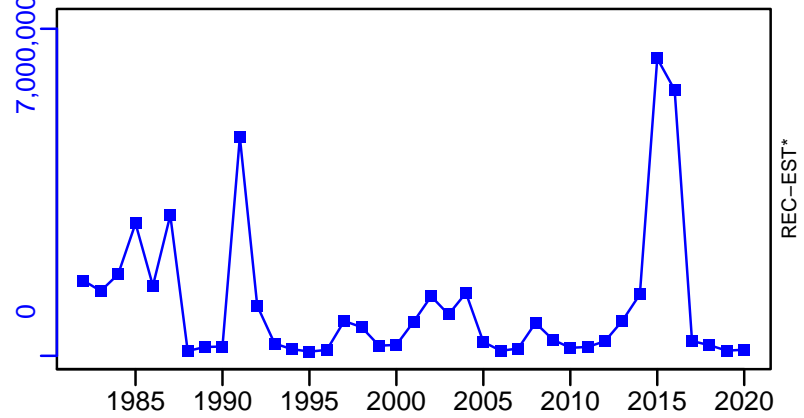
F-1/yr (1982-2020-SISIMP2021-2)



ER-calc-ratio (1982-2020-SISIMP2021-2)



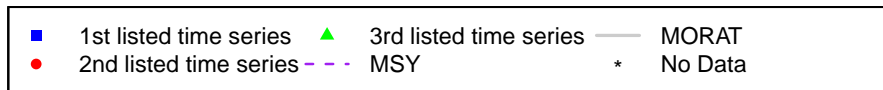





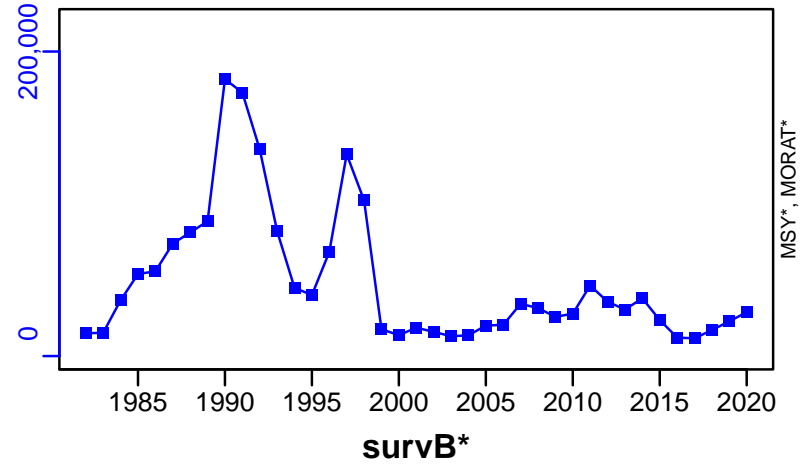
R-E00 (1982-2020-SISIMP2021-2)



Snow crab Bering Sea [SNOWCRABBS]

TC-MT, TL*, RecC* (1982-2020-SISIMP2021-2)

TAC*, Cpair*, Cadv*



Snow crab Sea of Japan East [SNOWCRABESJ]

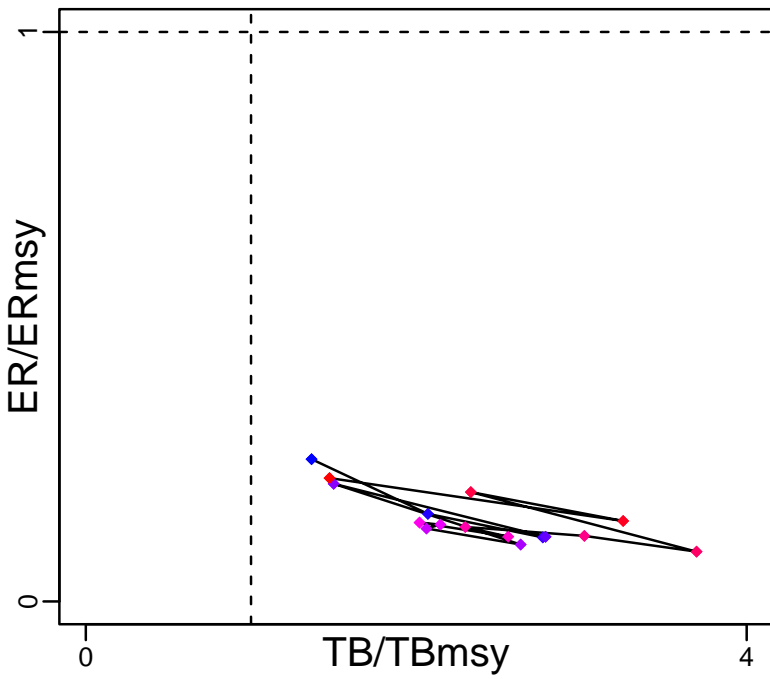
Metadata	
Scientific Name	Chionoecetes opilio
Current Assess ID	FAFRFJ-SNOWCRABESJ-1998-2014-JPNIMP2016
Area	Sea of Japan East
Management Authority	Fisheries Agency of Japan
Assessor	Fisheries Agency and Fisheries Research Agency of Japan
Asmts in RAM	2014

Reference Points			
Type	ID	Asmt Year	Value
TBmsy	TBmsy-MT	2014	1193
SSBmsy	-	-	-
Fmsy	-	-	-
ERmsy	ERmsy-ratio	2014	0.695
TBmgt	-	-	-
SSBmgt	-	-	-
Fmgt	-	-	-
ERmgt	-	-	-
TB0	-	-	-
SSB0	-	-	-
MSY	MSY-calc-MT	2014	829
M	M-1/yr	2014	0.35
TBlim	-	-	-
SSBlim	-	-	-
Flim	-	-	-
ERlim	-	-	-

Time Series					
Type	ID	Asmt Year	Curr Value	Sex	Age
TB	TB-MT	2014	3280	-	6
SSB	-	-	-	-	-
TN	-	-	-	-	-
R	-	-	-	-	-
F	-	-	-	-	-
ER	ER-calc-ratio	2014	0.151	-	-
TC	TC-MT	2014	265		
TL	-	-	-		
TB/TBmsy	TB-MT/TBmsy-MT	2014	2.749		
SSB/SSBmsy	-	-	-		
F/Fmsy	-	-	-		
ER/ERmsy	ER-calc-ratio/ERmsy-ratio	2014	0.217		
TB/TBmgt	-	-	-		
SSB/SSBmgt	-	-	-		
F/Fmgt	-	-	-		
ER/ERmgt	-	-	-		

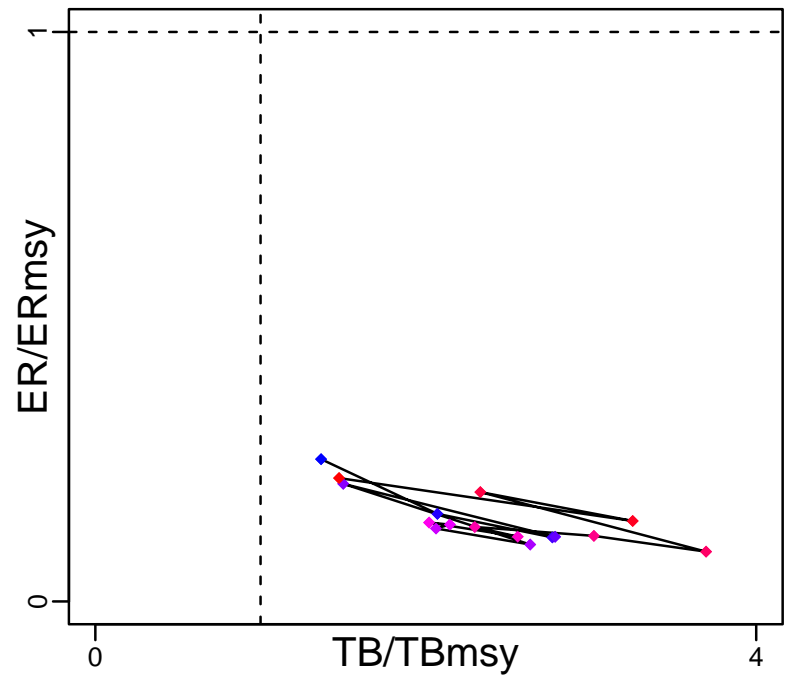
Snow crab Sea of Japan East [SNOWCRABESJ]

Kobe MSYpref (1998–2014–JPNIMP2016)

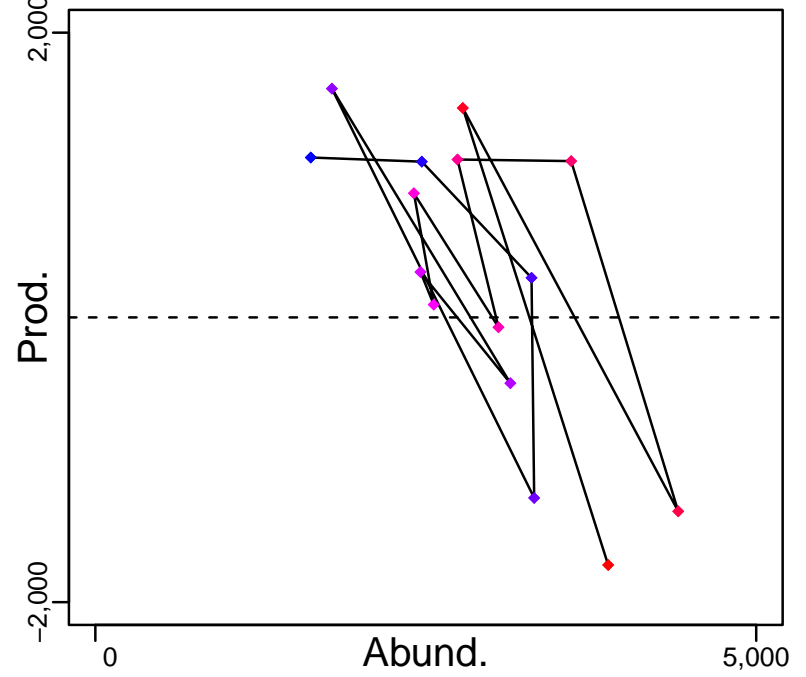


Spawner Recruit*

Kobe MGTpref (1998–2014–JPNIMP2016)



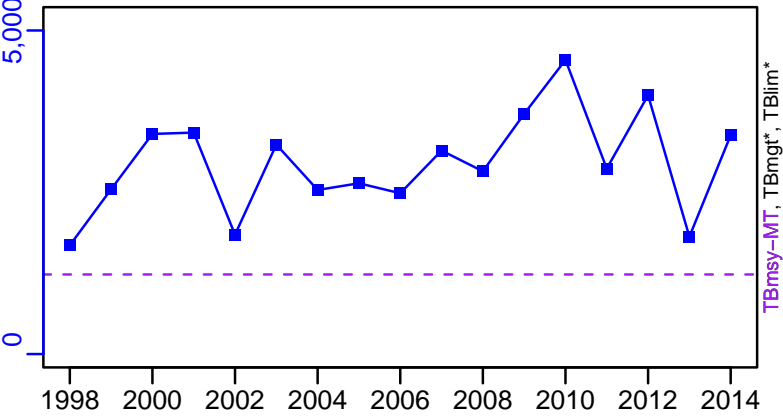
Production (1998–2014–JPNIMP2016)




◆ Start Year ◆ End Year * No Data

Snow crab Sea of Japan East [SNOWCRABESJ]


TB-MT (1998-2014-JPNIMP2016)




SSB*



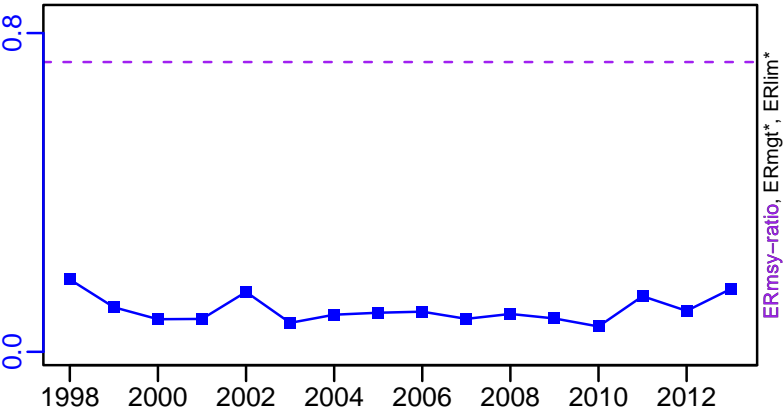
TN *



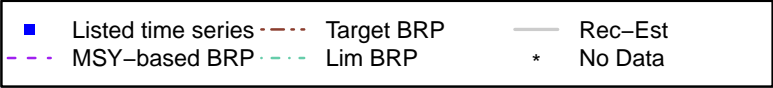

F*



ER-calc-ratio (1998-2014-JPNIMP2016)

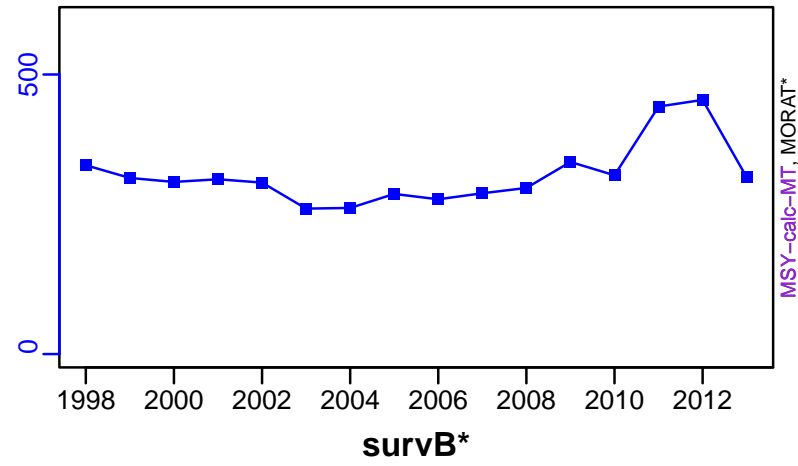


Recruits*




Snow crab Sea of Japan East [SNOWCRABESJ]


TC-MT, TL*, RecC* (1998–2014–JPNIMP2016)



TAC*, Cpair*, Cadv*



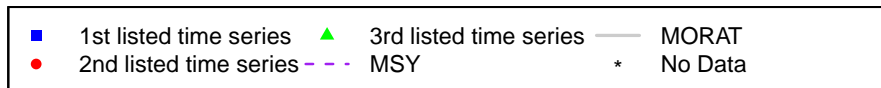
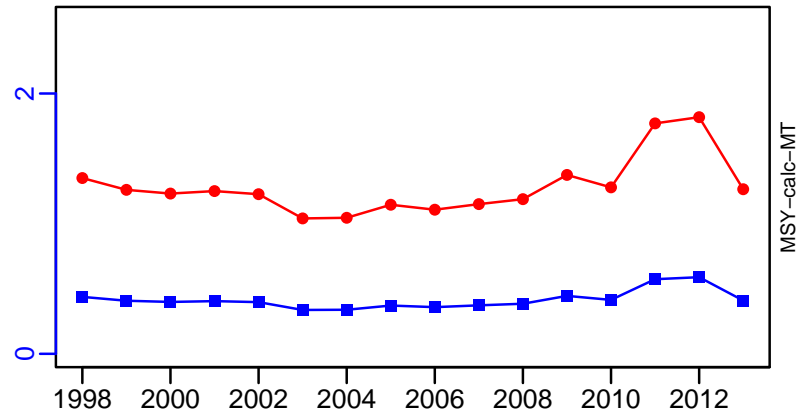
CPUE*



EFFORT*



TC-MT/MSY-calc-MT, CdivMEANC-ratio, (1998–2014–JPNIMP2016)




Snow crab Hokkaido [SNOWCRABHOKK]

Metadata	
Scientific Name	Chionoecetes opilio
Current Assess ID	FAFRFJ-SNOWCRABHOKK-1986-2013-JPNIMP2016
Area	Hokkaido
Management Authority	Fisheries Agency of Japan
Assessor	Fisheries Agency and Fisheries Research Agency of Japan
Asmts in RAM	2013


Reference Points			
Type	ID	Asmt Year	Value
TBmsy	-	-	-
SSBmsy	-	-	-
Fmsy	-	-	-
ERmsy	-	-	-
TBmgt	-	-	-
SSBmgt	-	-	-
Fmgt	-	-	-
ERmgt	-	-	-
TB0	-	-	-
SSB0	-	-	-
MSY	-	-	-
M	M-1/yr	2013	0.35
TBlim	-	-	-
SSBlim	-	-	-
Flim	-	-	-
ERlim	-	-	-

Time Series					
Type	ID	Asmt Year	Curr Value	Sex	Age
TB	-	-	-	-	-
SSB	-	-	-	-	-
TN	-	-	-	-	-
R	-	-	-	-	-
F	-	-	-	-	-
ER	-	-	-	-	-
TC	TC-MT	2013	29		
TL	-	-	-		
TB/TBmsy	-	-	-		
SSB/SSBmsy	-	-	-		
F/Fmsy	-	-	-		
ER/ERmsy	-	-	-		
TB/TBmgt	-	-	-		
SSB/SSBmgt	-	-	-		
F/Fmgt	-	-	-		
ER/ERmgt	-	-	-		


Kobe MSY*



Kobe MGT*



Spawner Recruit*




Production*




◆ Start Year ◆ End Year * No Data

Snow crab Hokkaido [SNOWCRABHOKK]


TB*




SSB*




TN *



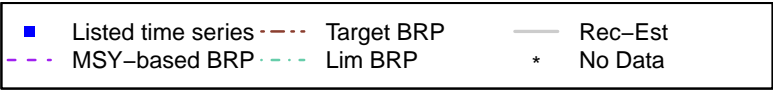

F*



ER*

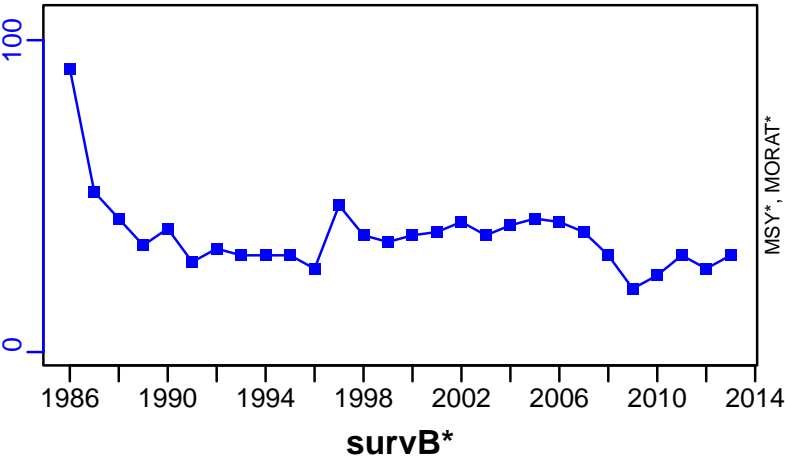


Recruits*




Snow crab Hokkaido [SNOWCRABHOKK]


TC-MT, TL*, RecC* (1986-2013-JPNIMP2016)




TAC*, Cpair*, Cadv*



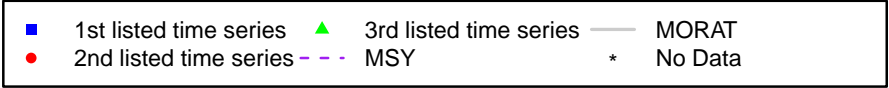

CPUE*



EFFORT*



CdivMSY*

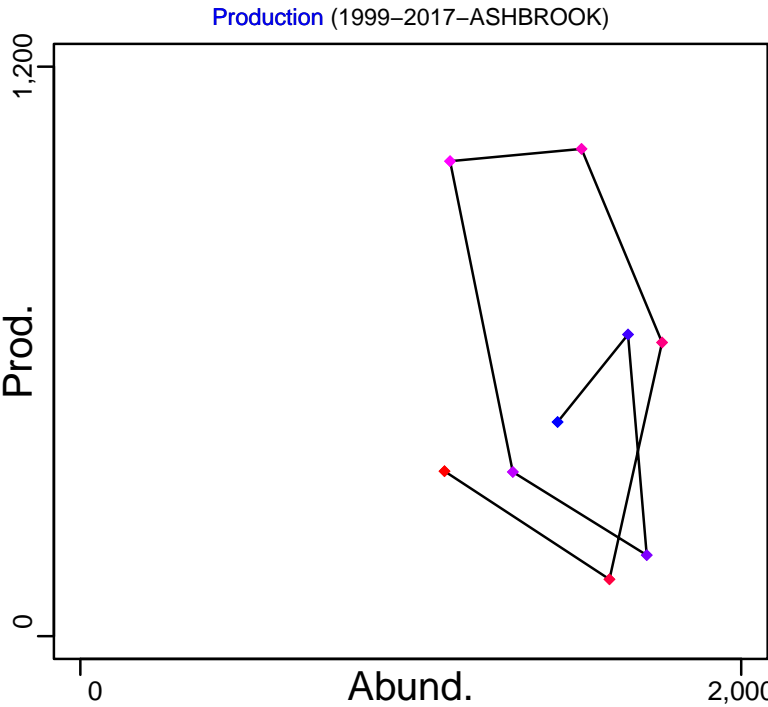





Snow crab North-Eastern Nova Scotia [SNOWCRABNENS]

Metadata	
Scientific Name	Chionoecetes opilio
Current Assess ID	DFO-MAR-SNOWCRABNENS-1999-2017-ASHBROOK
Area	North-Eastern Nova Scotia
Management Authority	Department of Fisheries and Oceans, Canada national management
Assessor	Department of Fisheries and Oceans - Maritimes Region
Asmts in RAM	2017

Reference Points			
Type	ID	Asmt Year	Value
TBmsy	-	-	-
SSBmsy	-	-	-
Fmsy	Fmsy-1/yr	2017	0.459
ERmsy	-	-	-
TBmgt	-	-	-
SSBmgt	-	-	-
Fmgt	-	-	-
ERmgt	-	-	-
TB0	TB0-MT	2017	5650
SSB0	-	-	-
MSY	-	-	-
M	-	-	-
TBlim	TBlim-MT	2017	1412
SSBlim	-	-	-
Flim	-	-	-
ERlim	-	-	-

Time Series					
Type	ID	Asmt Year	Curr Value	Sex	Age
TB	TB-MT	2017	1160	-	-
SSB	-	-	-	-	-
TN	-	-	-	-	-
R	-	-	-	-	-
F	F-1/yr	2017	0.155	Males	-
ER	ER-calc-ratio	2017	0.706	-	-
TC	-	-	-		
TL	TL-MT	2017	819		
TB/TBmsy	-	-	-		
SSB/SSBmsy	-	-	-		
F/Fmsy	F-1/yr/Fmsy-1/yr	2017	0.337		
ER/ERmsy	-	-	-		
TB/TBmgt	-	-	-		
SSB/SSBmgt	-	-	-		
F/Fmgt	-	-	-		
ER/ERmgt	-	-	-		


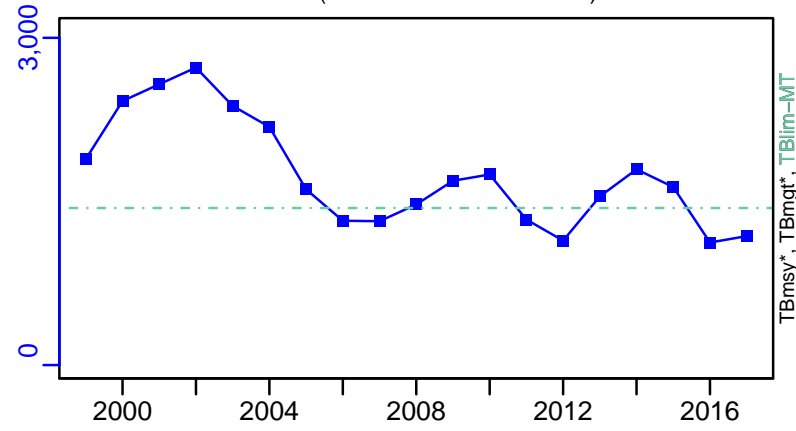


◆ Start Year ◆ End Year * No Data

Snow crab North-Eastern Nova Scotia [SNOWCRABNENS]

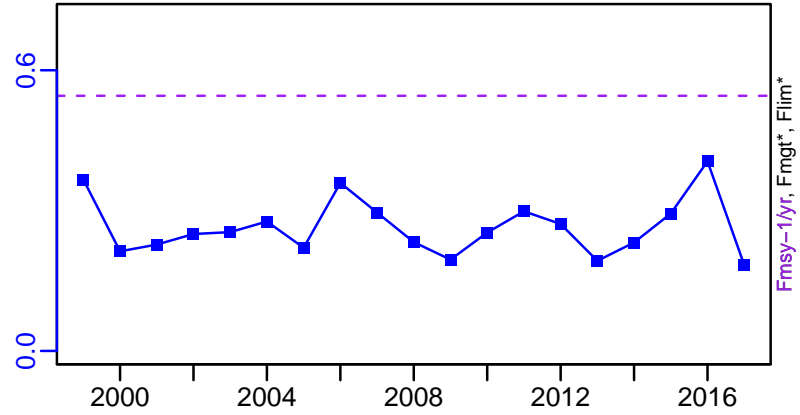

TB-MT (1999–2017–ASHBROOK)

SSB*



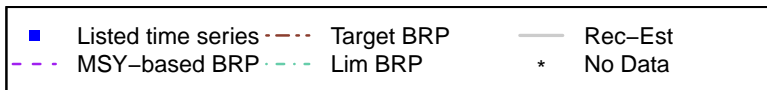

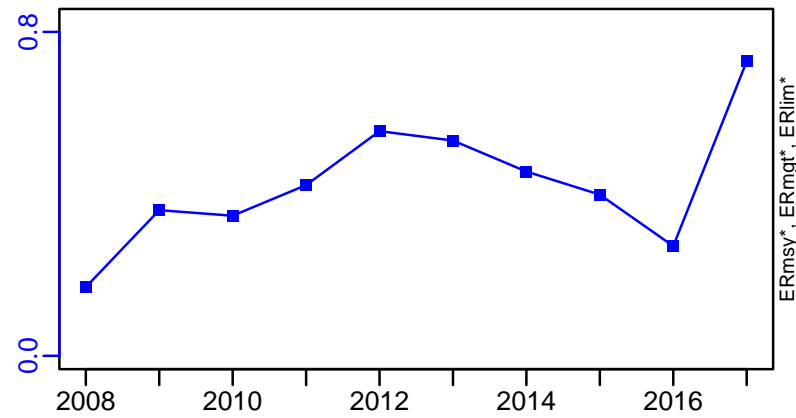
TN *

F-1/yr (1999–2017–ASHBROOK)



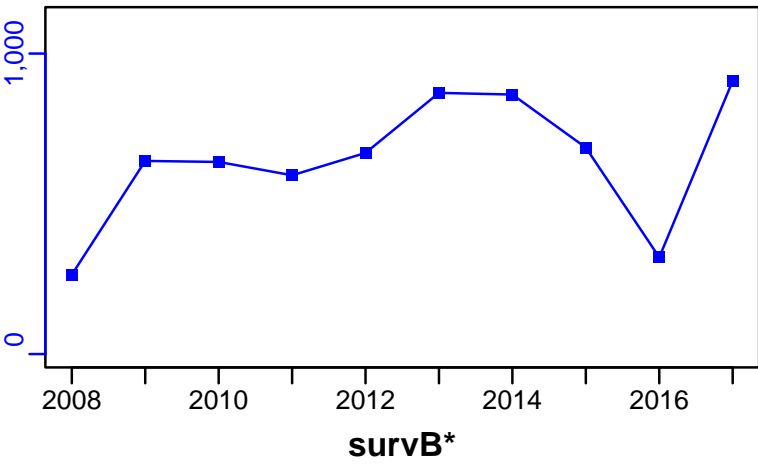
ER-calc-ratio (1999–2017–ASHBROOK)

Recruits*

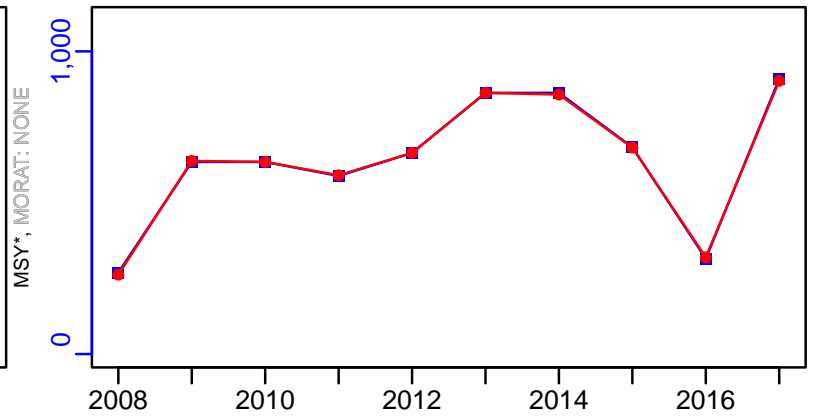


Snow crab North-Eastern Nova Scotia [SNOWCRABNENS]

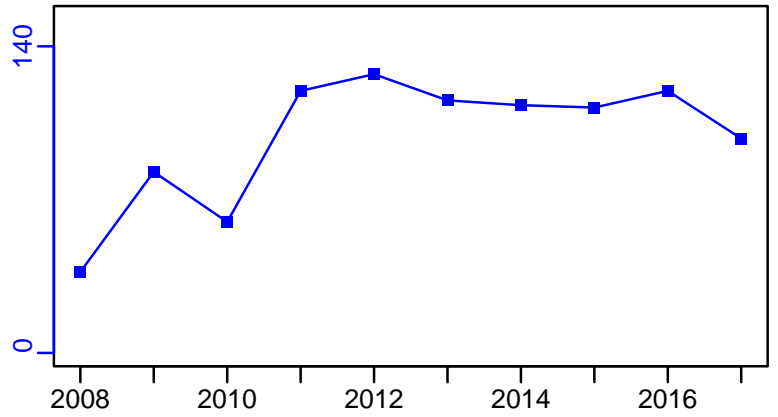
TL-MT, TC*, RecC* (1999-2017-ASHBROOK)



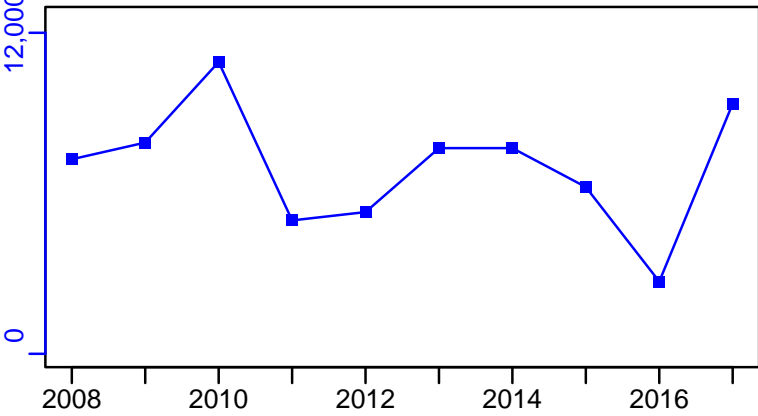
TAC-MT, Cpair-MT, Cadv* (1999-2017-ASHBROOK)



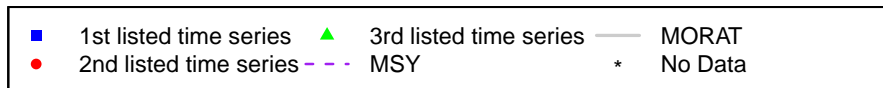
CPUE-index (1999-2017-ASHBROOK)



EFFORT-traphauls (1999-2017-ASHBROOK)



CdivMSY*



Snow crab North Pacific [SNOWCRABNPAC]

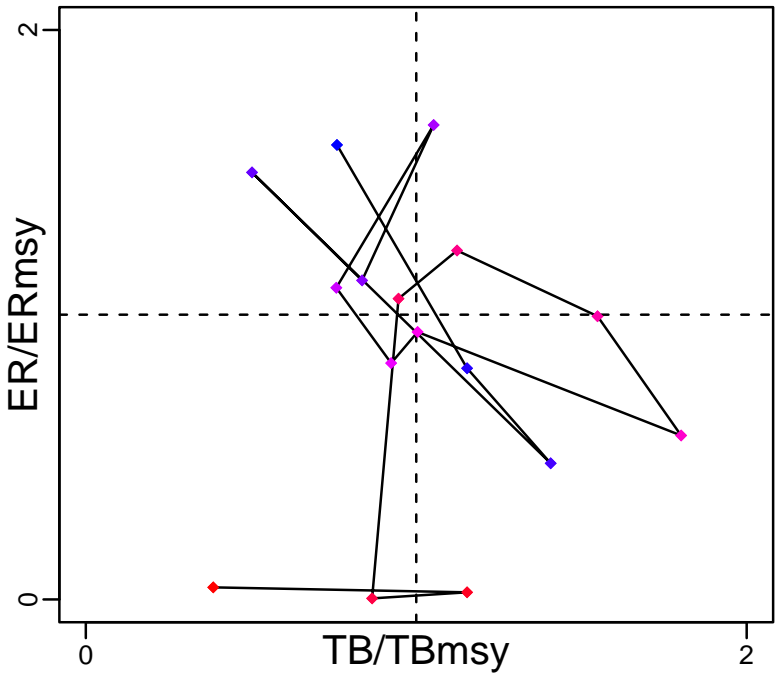
Metadata	
Scientific Name	Chionoecetes opilio
Current Assess ID	FAFRFJ-SNOWCRABNPAC-1992-2013-JPNIMP2016
Area	North Pacific
Management Authority	Fisheries Agency of Japan
Assessor	Fisheries Agency and Fisheries Research Agency of Japan
Asmts in RAM	2013

Reference Points			
Type	ID	Asmt Year	Value
TBmsy	TBmsy-MT	2013	988
SSBmsy	-	-	-
Fmsy	-	-	-
ERmsy	ERmsy-ratio	2013	0.161
TBmgt	-	-	-
SSBmgt	-	-	-
Fmgt	-	-	-
ERmgt	-	-	-
TB0	-	-	-
SSB0	-	-	-
MSY	MSY-calc-MT	2013	159
M	M-1/yr	2013	0.35
TBlim	-	-	-
SSBlim	-	-	-
Flim	-	-	-
ERlim	-	-	-

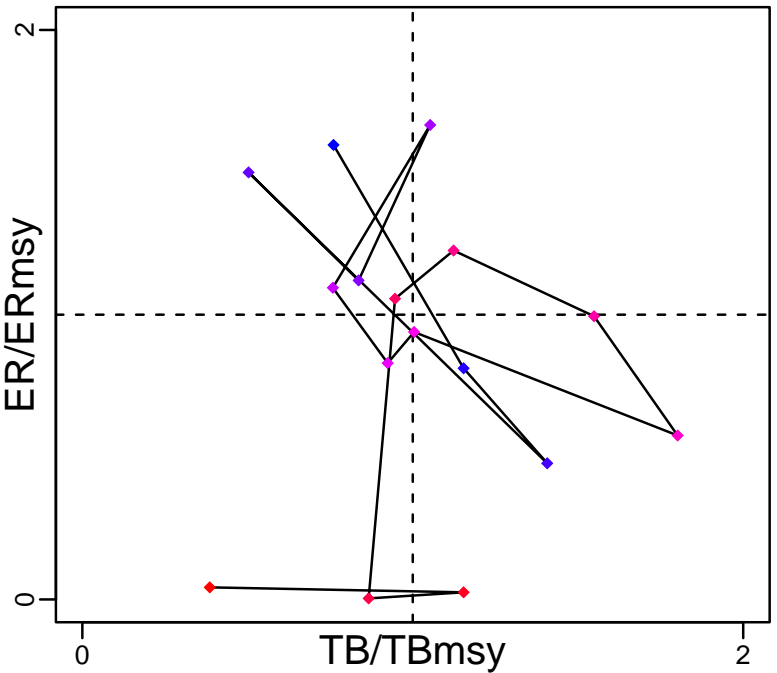
Time Series					
Type	ID	Asmt Year	Curr Value	Sex	Age
TB	TB-MT	2013	381	-	7
SSB	SSB-MT	2013	83	Females	8
TN	-	-	-	-	-
R	R-E00	2013	2,620,000	-	7
F	-	-	-	-	-
ER	ER-calc-ratio	2013	0.007	-	-
TC	TC-MT	2013	2.6		
TL	-	-	-		
TB/TBmsy	TB-MT/TBmsy-MT	2013	0.386		
SSB/SSBmsy	-	-	-		
F/Fmsy	-	-	-		
ER/ERmsy	ER-calc-ratio/ERmsy-ratio	2013	0.042		
TB/TBmgt	-	-	-		
SSB/SSBmgt	-	-	-		
F/Fmgt	-	-	-		
ER/ERmgt	-	-	-		

Snow crab North Pacific [SNOWCRABNPAC]

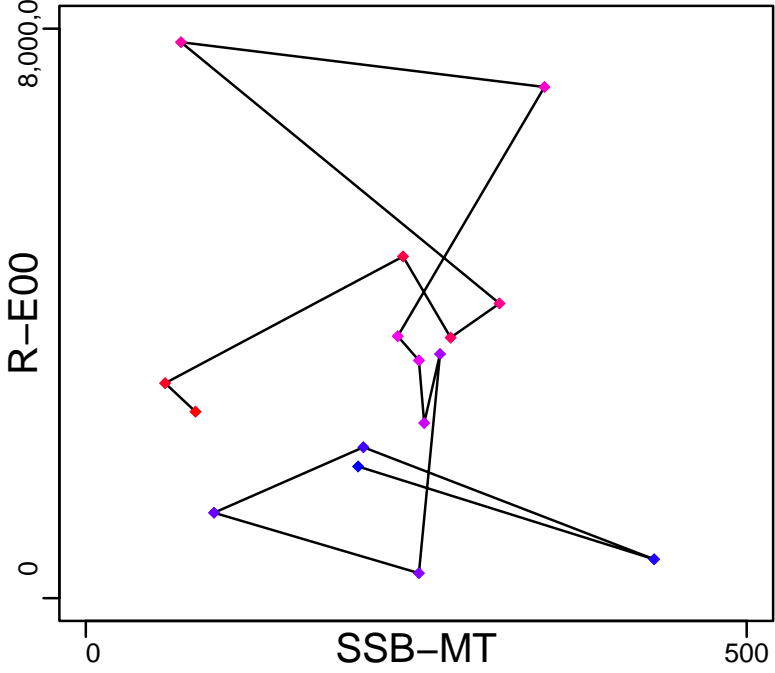
Kobe MSYpref (1992–2013–JPNIMP2016)



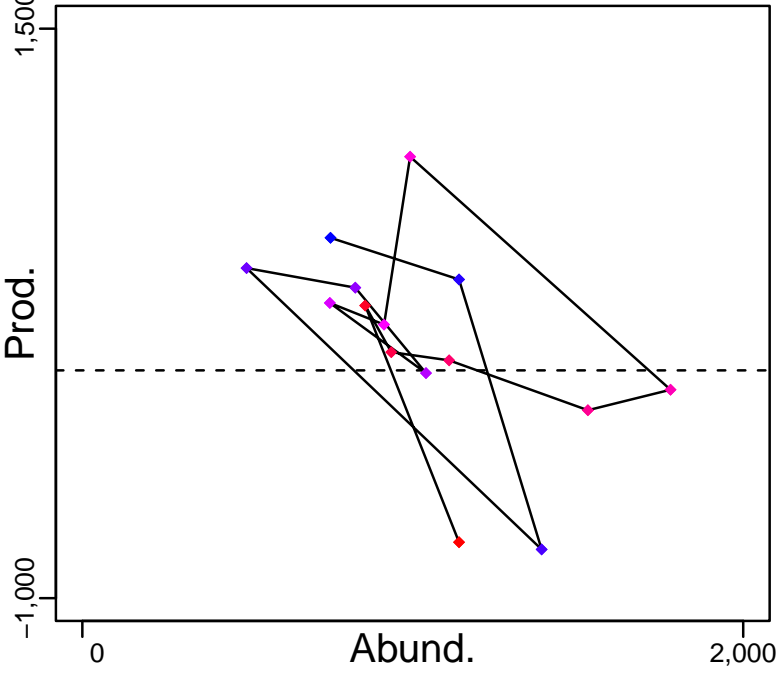
Kobe MGTpref (1992–2013–JPNIMP2016)



Spawner Recruit (1992–2013–JPNIMP2016)



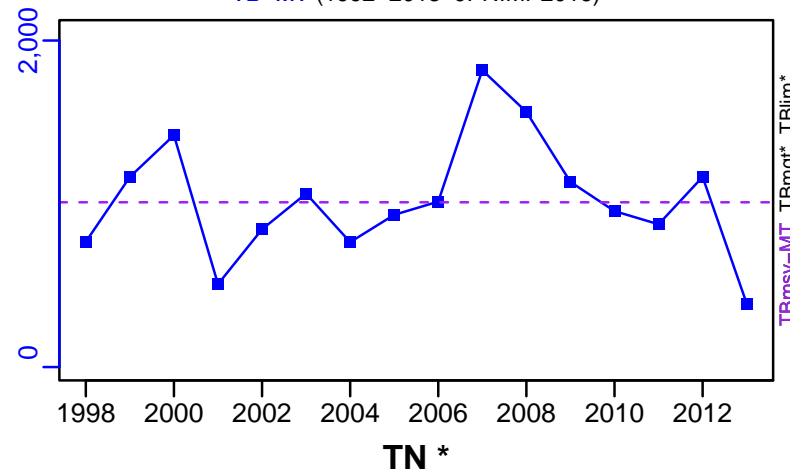
Production (1992–2013–JPNIMP2016)



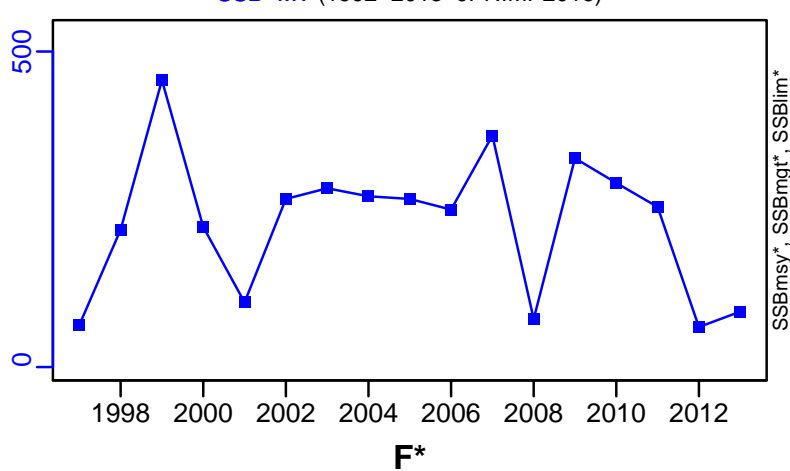
◆ Start Year ◆ End Year * No Data

Snow crab North Pacific [SNOWCRABNPAC]

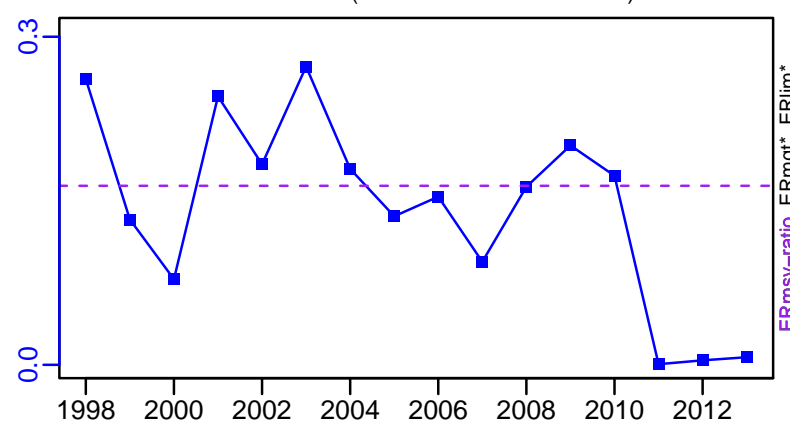
TB-MT (1992-2013-JPNIMP2016)



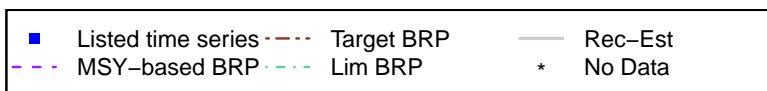
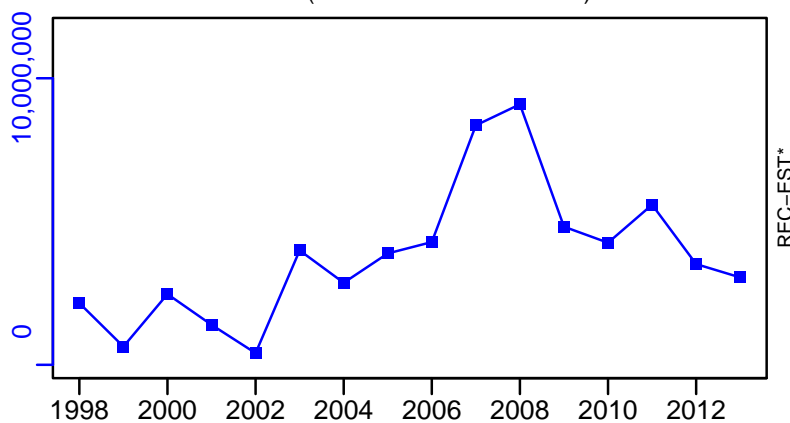
SSB-MT (1992-2013-JPNIMP2016)



ER-calc-ratio (1992-2013-JPNIMP2016)

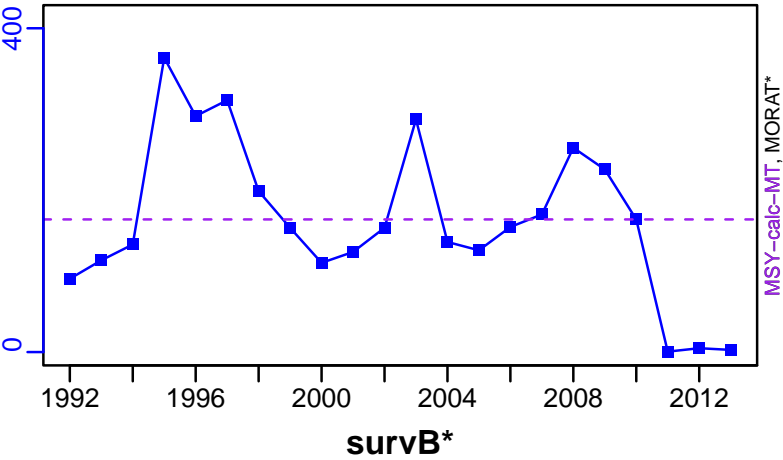


R-E00 (1992-2013-JPNIMP2016)




Snow crab North Pacific [SNOWCRABNPAC]


TC-MT, TL*, RecC* (1992-2013-JPNIMP2016)




TAC*, Cpair*, Cadv*



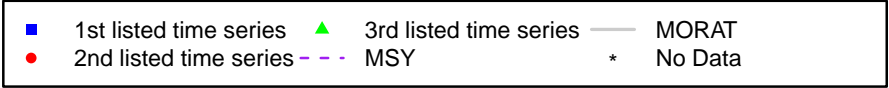
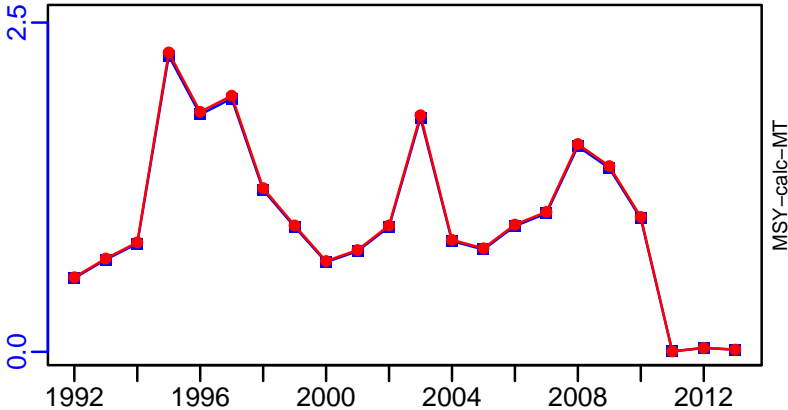
CPUE*



EFFORT*



TC-MT/MSY-calc-MT, CdivMEANC-ratio, (1992-2013-JPNIMP2016)







Snow crab Okhotsk Sea [SNOWCRABOKS]

Metadata	
Scientific Name	Chionoecetes opilio
Current Assess ID	FAFRFJ-SNOWCRABOKS-1985-2013-JPNIMP2016
Area	Okhotsk Sea
Management Authority	Fisheries Agency of Japan
Assessor	Fisheries Agency and Fisheries Research Agency of Japan
Asmts in RAM	2013

Reference Points			
Type	ID	Asmt Year	Value
TBmsy	-	-	-
SSBmsy	-	-	-
Fmsy	-	-	-
ERmsy	-	-	-
TBmgt	-	-	-
SSBmgt	-	-	-
Fmgt	-	-	-
ERmgt	-	-	-
TB0	-	-	-
SSB0	-	-	-
MSY	-	-	-
M	M-1/yr	2013	0.35
TBlim	-	-	-
SSBlim	-	-	-
Flim	-	-	-
ERlim	-	-	-


Time Series					
Type	ID	Asmt Year	Curr Value	Sex	Age
TB	-	-	-	-	-
SSB	-	-	-	-	-
TN	-	-	-	-	-
R	-	-	-	-	-
F	-	-	-	-	-
ER	-	-	-	-	-
TC	TC-MT	2013	322		
TL	-	-	-		
TB/TBmsy	-	-	-		
SSB/SSBmsy	-	-	-		
F/Fmsy	-	-	-		
ER/ERmsy	-	-	-		
TB/TBmgt	-	-	-		
SSB/SSBmgt	-	-	-		
F/Fmgt	-	-	-		
ER/ERmgt	-	-	-		




◆ Start Year ◆ End Year * No Data

Snow crab Okhotsk Sea [SNOWCRABOKS]


TB*




SSB*



TN *



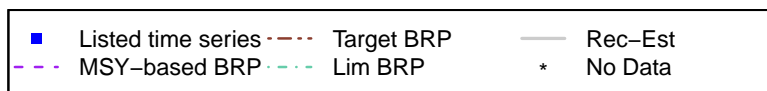
F*



ER*



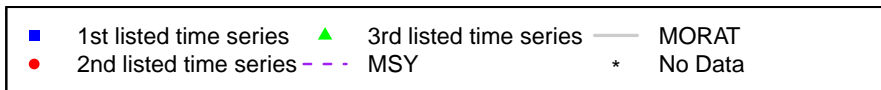





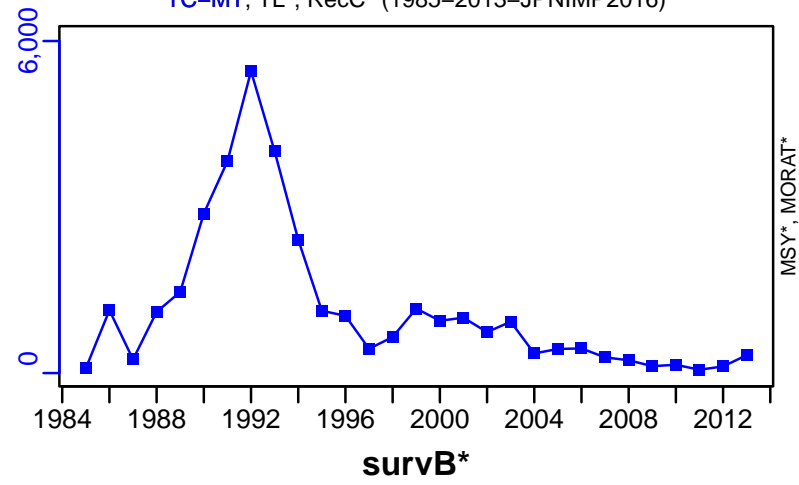
Recruits*



Snow crab Okhotsk Sea [SNOWCRABOKS]

TC-MT, TL*, RecC* (1985-2013-JPNIMP2016)

TAC*, Cpair*, Cadv*




Snow crab Northern Gulf of St. Lawrence [SNOWCRABSCMA12-17]

Metadata	
Scientific Name	Chionoecetes opilio
Current Assess ID	DFO-QUE-SNOWCRABSCMA12-17-1979-2011-CHING
Area	Northern Gulf of St. Lawrence
Management Authority	Department of Fisheries and Oceans, Canada national management
Assessor	Department of Fisheries and Oceans - Quebec Region
Asmts in RAM	2011


Reference Points			
Type	ID	Asmt Year	Value
TBmsy	-	-	-
SSBmsy	-	-	-
Fmsy	-	-	-
ERmsy	-	-	-
TBmgt	-	-	-
SSBmgt	-	-	-
Fmgt	-	-	-
ERmgt	-	-	-
TB0	-	-	-
SSB0	-	-	-
MSY	-	-	-
M	-	-	-
TBlim	-	-	-
SSBlim	-	-	-
Flim	-	-	-
ERlim	-	-	-

Time Series					
Type	ID	Asmt Year	Curr Value	Sex	Age
TB	-	-	-	-	-
SSB	-	-	-	-	-
TN	-	-	-	-	-
R	-	-	-	-	-
F	-	-	-	-	-
ER	-	-	-	-	-
TC	-	-	-		
TL	TL-MT	2011	7490		
TB/TBmsy	-	-	-		
SSB/SSBmsy	-	-	-		
F/Fmsy	-	-	-		
ER/ERmsy	-	-	-		
TB/TBmgt	-	-	-		
SSB/SSBmgt	-	-	-		
F/Fmgt	-	-	-		
ER/ERmgt	-	-	-		


Kobe MSY*



Kobe MGT*



Spawner Recruit*




Production*




◆ Start Year ◆ End Year * No Data


TB*




SSB*




TN *



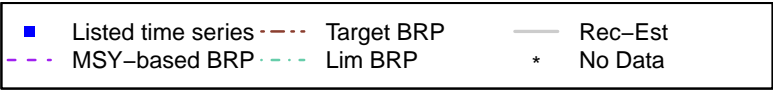

F*



ER*




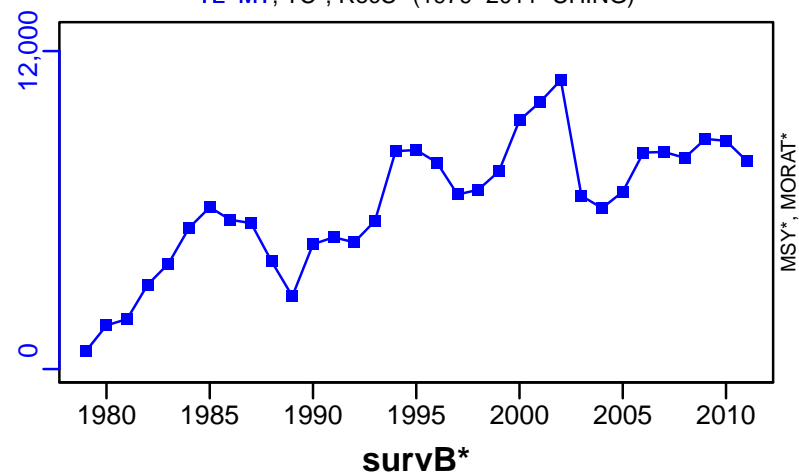
Recruits*



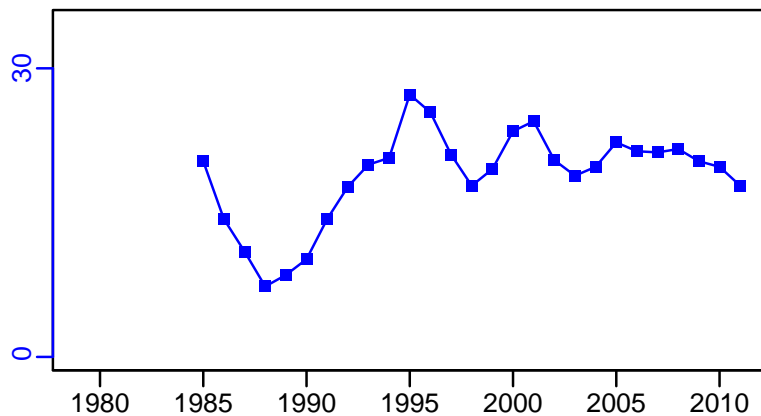
Snow crab Northern Gulf of St. Lawrence [SNOWCRABSCMA12-17]

TL-MT, TC*, RecC* (1979-2011-CHING)

TAC*, Cpair*, Cadv*

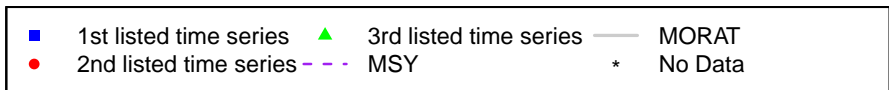




CPUE-index (1979-2011-CHING)



EFFORT*

CdivMSY*

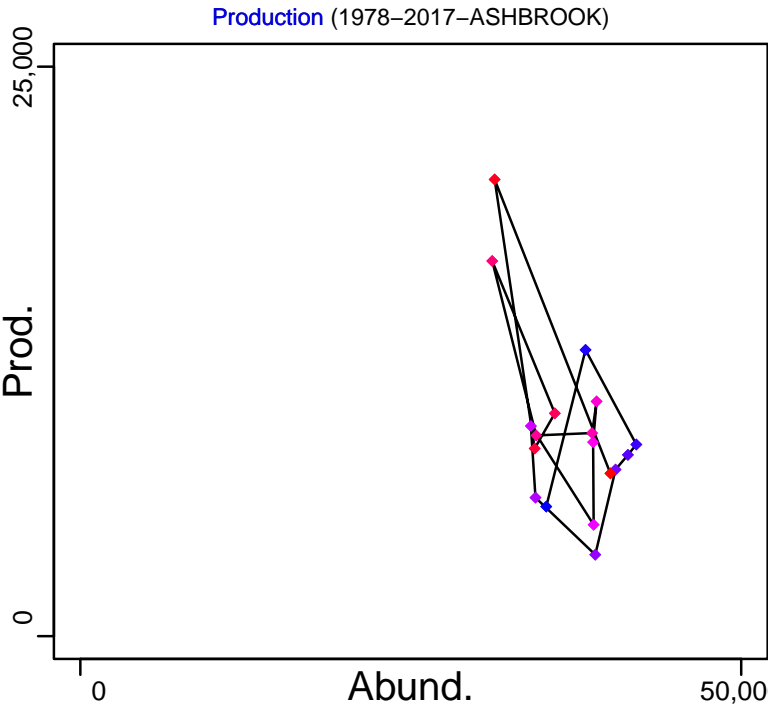





Snow crab South-Eastern Nova Scotia [SNOWCRABSENS]

Metadata	
Scientific Name	Chionoecetes opilio
Current Assess ID	DFO-MAR-SNOWCRABSENS-1978-2017-ASHBROOK
Area	South-Eastern Nova Scotia
Management Authority	Department of Fisheries and Oceans, Canada national management
Assessor	Department of Fisheries and Oceans - Maritimes Region
Asmts in RAM	2017

Reference Points			
Type	ID	Asmt Year	Value
TBmsy	-	-	-
SSBmsy	-	-	-
Fmsy	Fmsy-1/yr	2017	0.397
ERmsy	-	-	-
TBmgt	-	-	-
SSBmgt	-	-	-
Fmgt	-	-	-
ERmgt	-	-	-
TB0	TB0-MT	2017	68,710
SSB0	-	-	-
MSY	-	-	-
M	-	-	-
TBlim	TBlim-MT	2017	17,178
SSBlim	-	-	-
Flim	-	-	-
ERlim	-	-	-

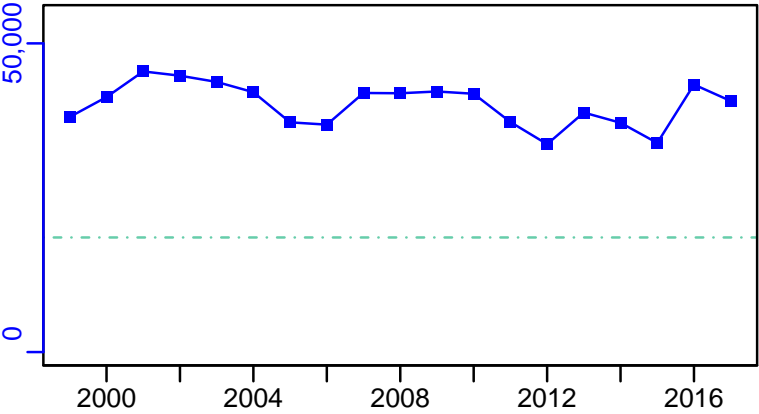
Time Series					
Type	ID	Asmt Year	Curr Value	Sex	Age
TB	TB-MT	2017	37,640	-	-
SSB	-	-	-	-	-
TN	-	-	-	-	-
R	-	-	-	-	-
F	F-1/yr	2017	0.264	Males	-
ER	ER-calc-ratio	2017	0.179	-	-
TC	-	-	-		
TL	TL-MT	2017	6723		
TB/TBmsy	-	-	-		
SSB/SSBmsy	-	-	-		
F/Fmsy	F-1/yr/Fmsy-1/yr	2017	0.666		
ER/ERmsy	-	-	-		
TB/TBmgt	-	-	-		
SSB/SSBmgt	-	-	-		
F/Fmgt	-	-	-		
ER/ERmgt	-	-	-		




◆ Start Year ◆ End Year * No Data

Snow crab South-Eastern Nova Scotia [SNOWCRABSENS]


TB-MT (1978–2017–ASHBROOK)



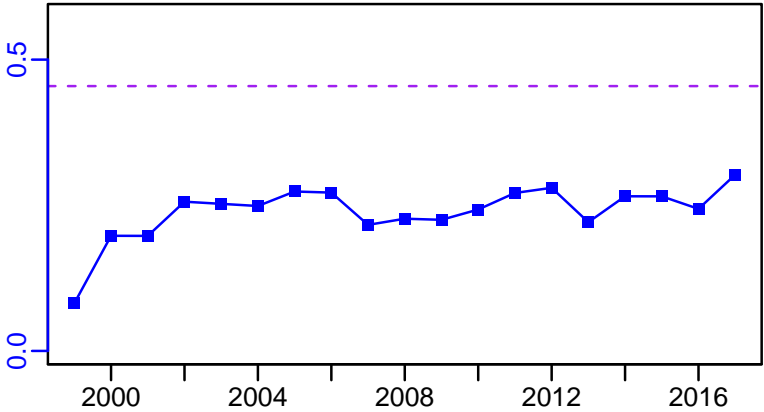
SSB*



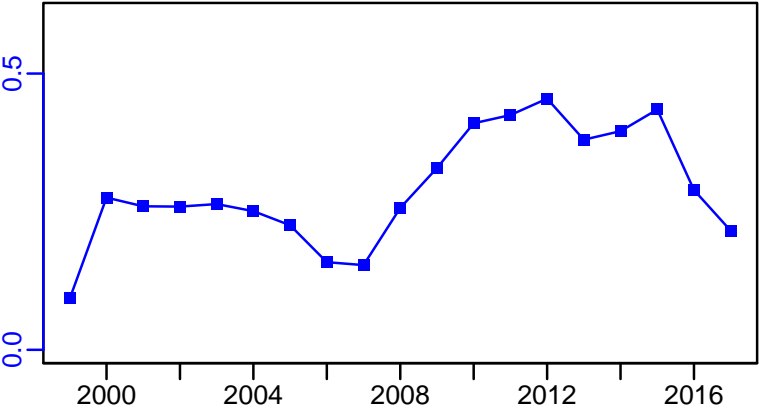
TN *



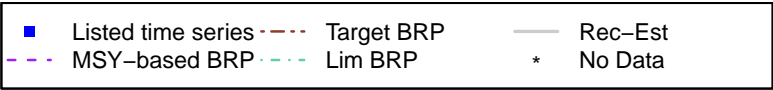

F-1/yr (1978–2017–ASHBROOK)



ER-calc-ratio (1978–2017–ASHBROOK)

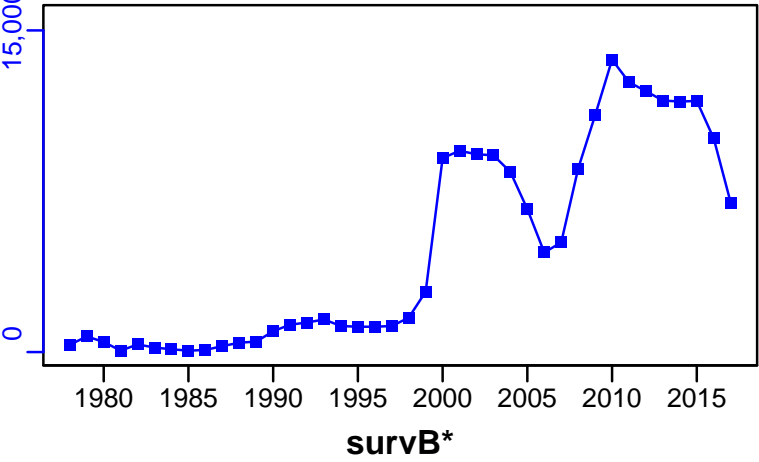


Recruits*

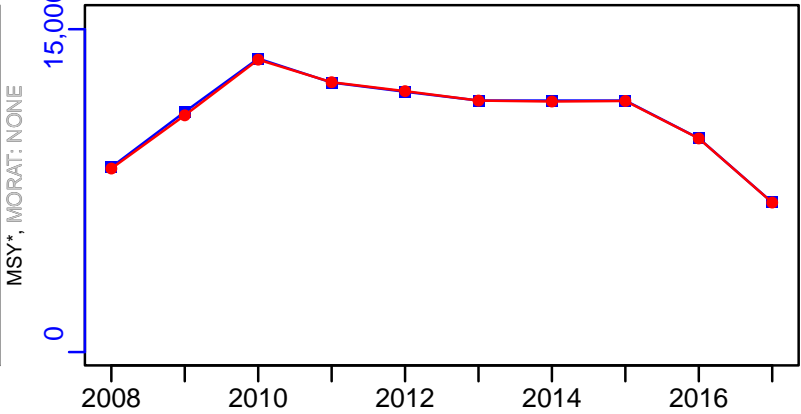


Snow crab South-Eastern Nova Scotia [SNOWCRABSENS]

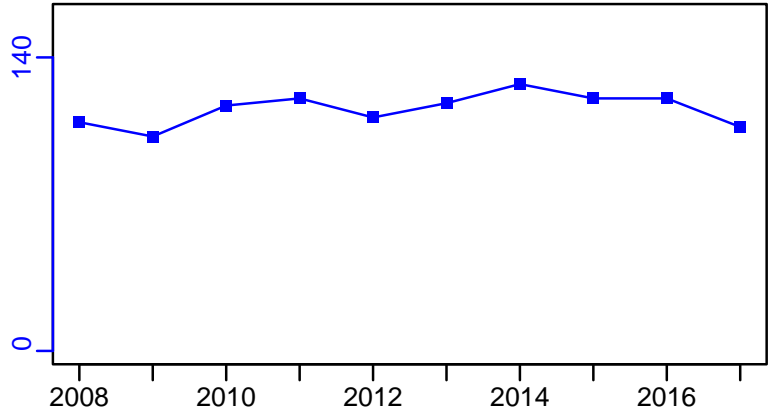
TL-MT, TC*, RecC* (1978-2017-ASHBROOK)



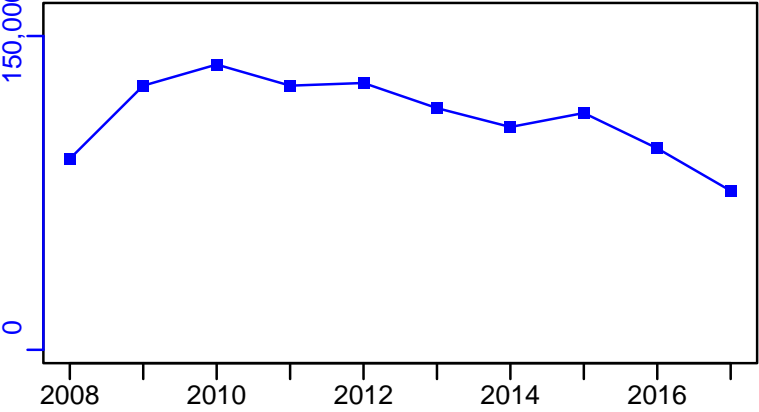
TAC-MT, Cpair-MT, Cadv* (1978-2017-ASHBROOK)




CPUE-index (1978-2017-ASHBROOK)



EFFORT-traphauls (1978-2017-ASHBROOK)



CdivMSY*




Snow crab Southern Gulf of St. Lawrence [SNOWCRABSGSL]

Metadata	
Scientific Name	Chionoecetes opilio
Current Assess ID	DFO-SG-SNOWCRABSGSL-1967-2022-HIVELY
Area	Southern Gulf of St. Lawrence
Management Authority	Department of Fisheries and Oceans, Canada national management
Assessor	Department of Fisheries and Oceans - Southern Gulf Region
Asmts in RAM	2022, 2019, 2007, 2014


Reference Points			
Type	ID	Asmt Year	Value
TBmsy	-	-	-
SSBmsy	-	-	-
Fmsy	-	-	-
ERmsy	-	-	-
TBmgt	-	-	-
SSBmgt	-	-	-
Fmgt	-	-	-
ERmgt	-	-	-
TB0	-	-	-
SSB0	-	-	-
MSY	-	-	-
M	M-1/yr	2007	0.38
TBlim	-	-	-
SSBlim	-	-	-
Flim	-	-	-
ERlim	-	-	-

Time Series					
Type	ID	Asmt Year	Curr Value	Sex	Age
TB	-	-	-	-	-
SSB	-	-	-	-	-
TN	-	-	-	-	-
R	-	-	-	-	-
F	-	-	-	-	-
ER	ER-ratio	2014	0.371	-	-
TC	-	-	-		
TL	TL-MT	2022	30,993		
TB/TBmsy	-	-	-		
SSB/SSBmsy	-	-	-		
F/Fmsy	-	-	-		
ER/ERmsy	-	-	-		
TB/TBmgt	-	-	-		
SSB/SSBmgt	-	-	-		
F/Fmgt	-	-	-		
ER/ERmgt	-	-	-		


Kobe MSY*



Kobe MGT*



Spawner Recruit*




Production*




◆ Start Year ◆ End Year * No Data

Snow crab Southern Gulf of St. Lawrence [SNOWCRABSGSL]

TB*



SSB*



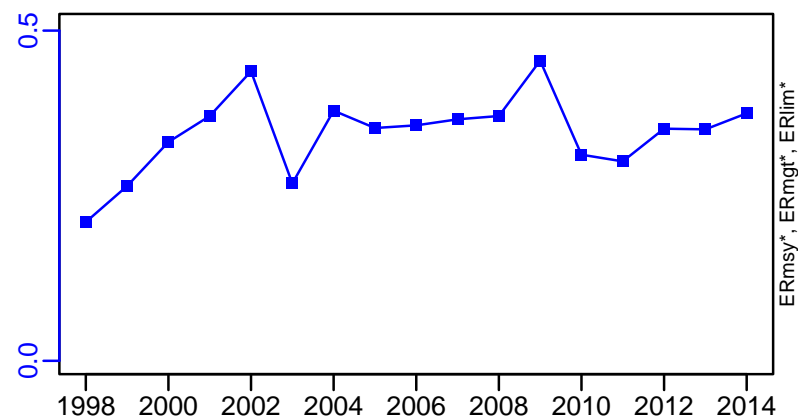
TN *



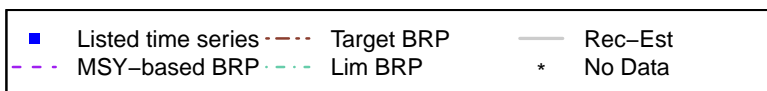

F*



ER-ratio (1987–2014–WATSON)

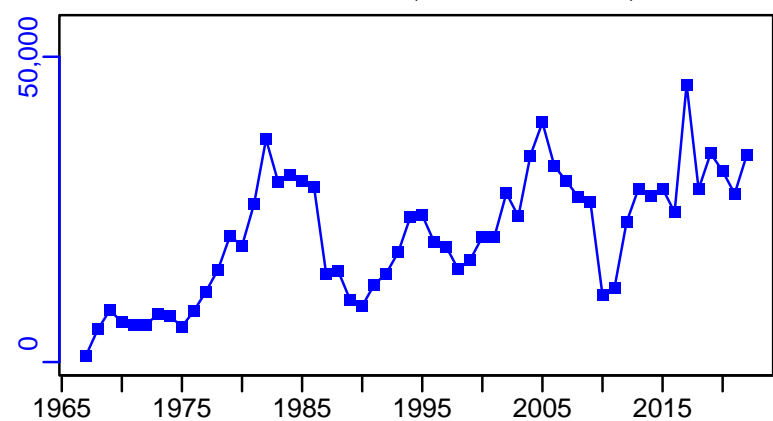


Recruits*

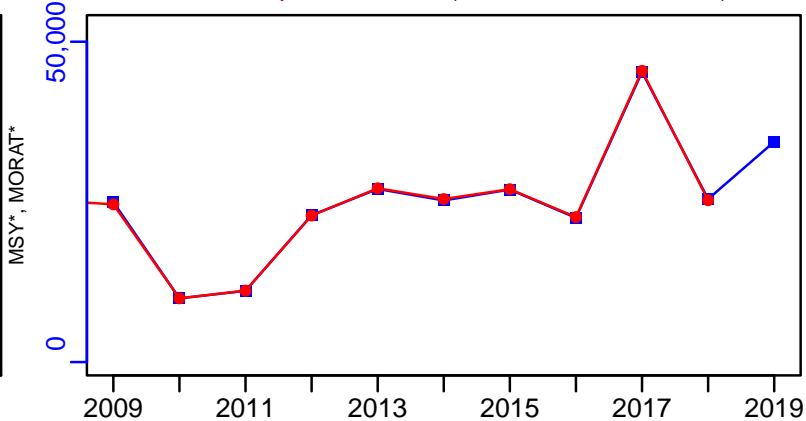


Snow crab Southern Gulf of St. Lawrence [SNOWCRABSGSL]

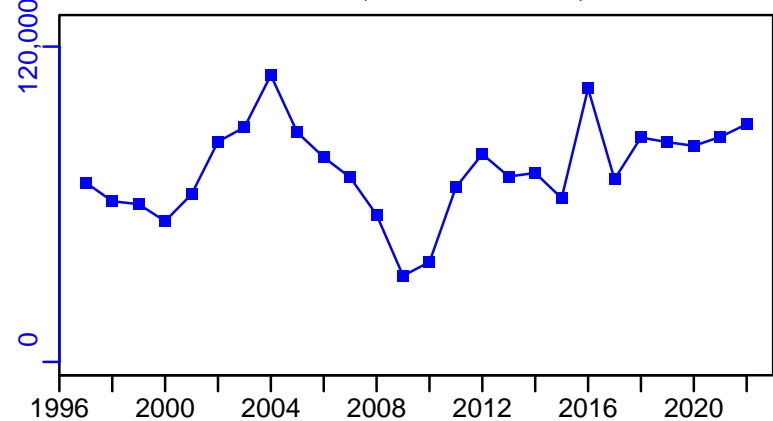
TL-MT, TC*, RecC* (1967–2022–HIVELY)



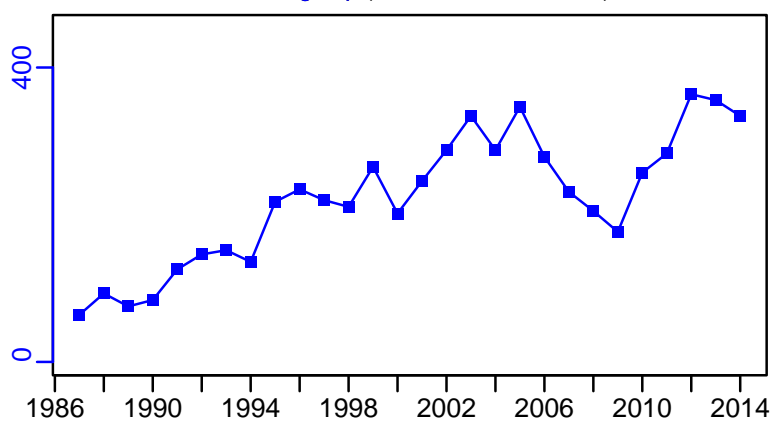
TAC-MT, Cpair-MT, Cadv* (1969–2019–ASHBROOK)



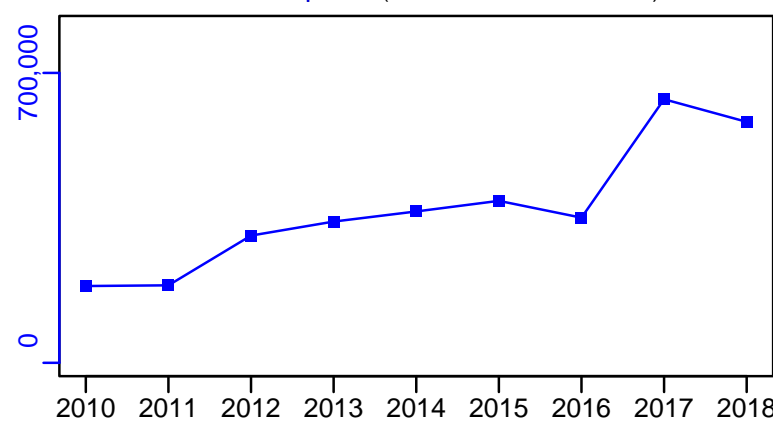
survB-MT (1967–2022–HIVELY)



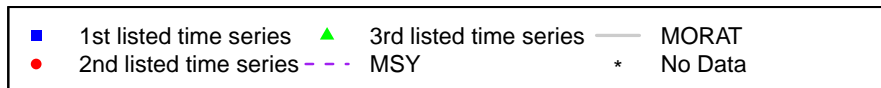

CPUE-kg/trap (1987–2014–WATSON)



EFFORT-traphauls (1969–2019–ASHBROOK)



CdivMSY*



Snow crab Sea of Japan West [SNOWCRABWSJ]

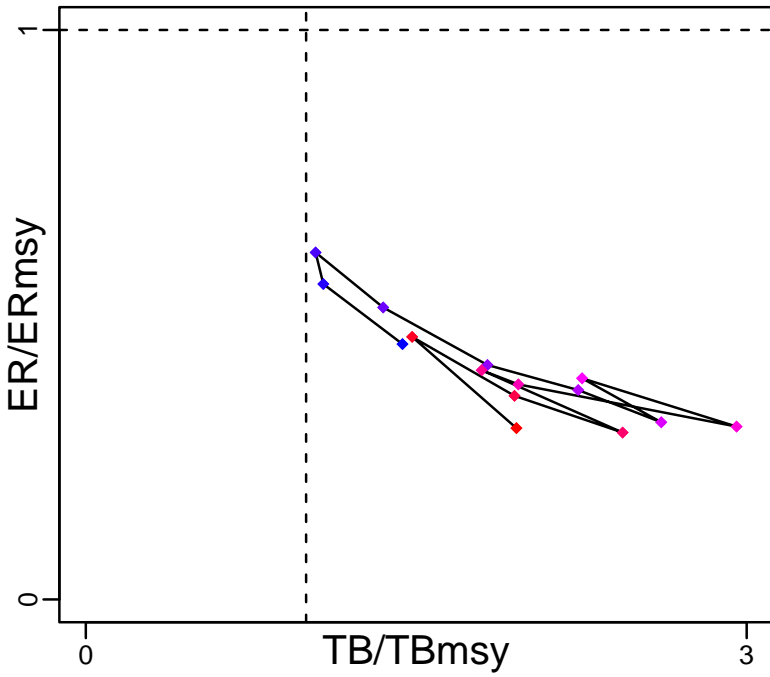
Metadata	
Scientific Name	Chionoecetes opilio
Current Assess ID	FAFRFJ-SNOWCRABWSJ-1999-2015-JPNIMP2016
Area	Sea of Japan West
Management Authority	Fisheries Agency of Japan
Assessor	Fisheries Agency and Fisheries Research Agency of Japan
Asmts in RAM	2015

Reference Points			
Type	ID	Asmt Year	Value
TBmsy	TBmsy-MT	2015	11,408
SSBmsy	-	-	-
Fmsy	-	-	-
ERmsy	ERmsy-ratio	2015	0.48
TBmgt	-	-	-
SSBmgt	-	-	-
Fmgt	-	-	-
ERmgt	-	-	-
TB0	-	-	-
SSB0	-	-	-
MSY	MSY-calc-MT	2015	5476
M	M-1/yr	2015	0.35
TBlim	-	-	-
SSBlim	-	-	-
Flim	-	-	-
ERlim	-	-	-

Time Series					
Type	ID	Asmt Year	Curr Value	Sex	Age
TB	TB-MT	2015	14,700	-	6
SSB	-	-	-	-	-
TN	-	-	-	-	-
R	-	-	-	-	-
F	-	-	-	-	-
ER	ER-calc-ratio	2015	0.144	-	-
TC	TC-MT	2015	3220		
TL	-	-	-		
TB/TBmsy	TB-MT/TBmsy-MT	2015	1.289		
SSB/SSBmsy	-	-	-		
F/Fmsy	-	-	-		
ER/ERmsy	ER-calc-ratio/ERmsy-ratio	2015	0.301		
TB/TBmgt	-	-	-		
SSB/SSBmgt	-	-	-		
F/Fmgt	-	-	-		
ER/ERmgt	-	-	-		

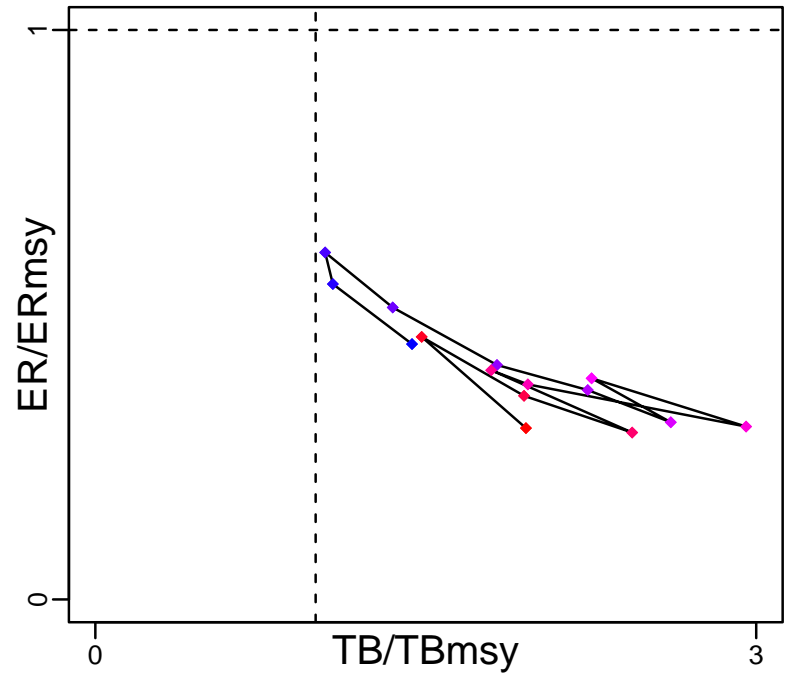
Snow crab Sea of Japan West [SNOWCRABWSJ]

Kobe MSYpref (1999–2015–JPNIMP2016)

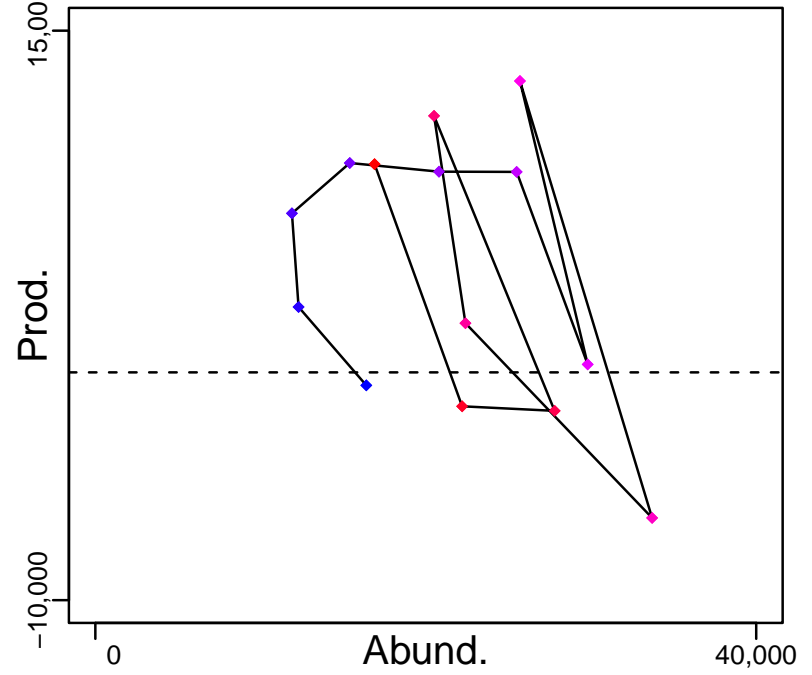


Spawner Recruit*

Kobe MGTpref (1999–2015–JPNIMP2016)



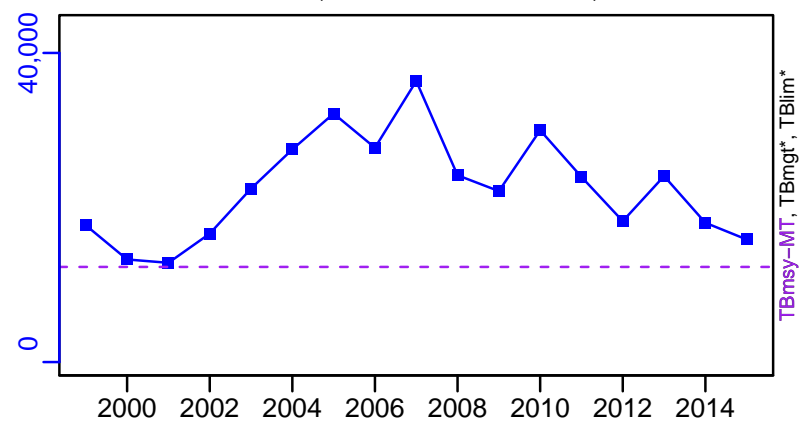
Production (1999–2015–JPNIMP2016)




◆ Start Year ◆ End Year * No Data

Snow crab Sea of Japan West [SNOWCRABWSJ]

TB-MT (1999-2015-JPNIMP2016)



SSB*



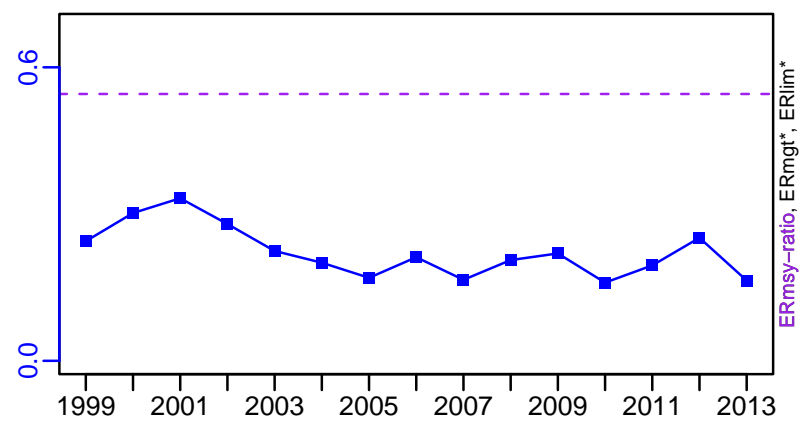
TN *



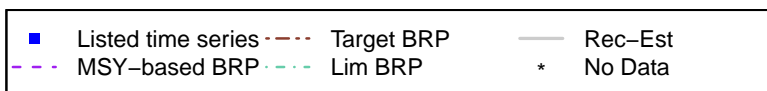

F*



ER-calc-ratio (1999-2015-JPNIMP2016)

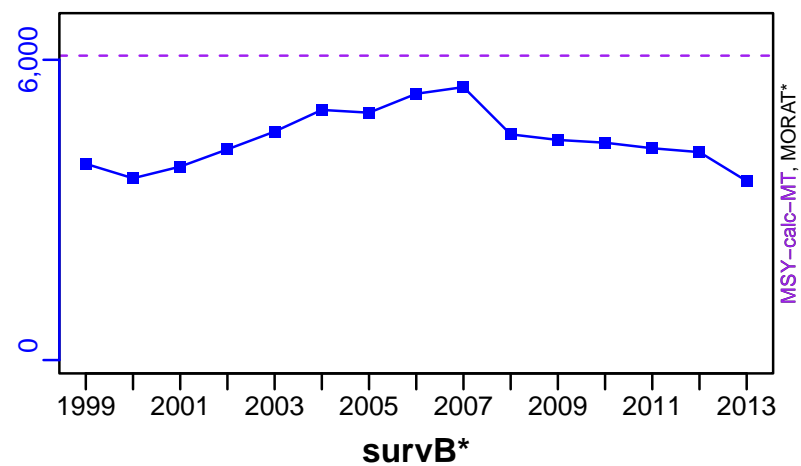


Recruits*




Snow crab Sea of Japan West [SNOWCRABWSJ]

TC-MT, TL*, RecC* (1999–2015–JPNIMP2016)




TAC*, Cpair*, Cadv*



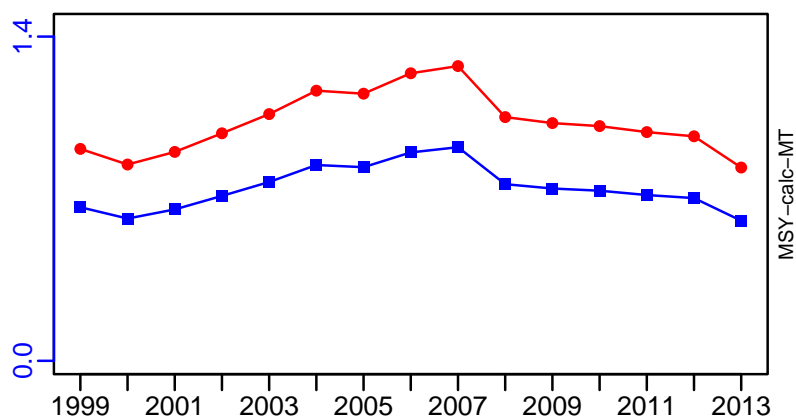
CPUE*



EFFORT*



TC-MT/MSY-calc-MT, CdivMEANC-ratio, (1999–2015–JPNIMP2016)



■ 1st listed time series ▲ 3rd listed time series — MORAT
 ● 2nd listed time series - - - MSY * No Data

Southern spiny lobster South Africa South coast [SSLOBSTERSASC]


Metadata	
Scientific Name	Palinurus gilchristi
Current Assess ID	MARAM-SSLOBSTERSASC-1973-2019-Johnston
Area	South Africa South coast
Management Authority	South African national management, Fisheries Branch of Department of Agriculture, Forestry and Fisheries
Assessor	Marine Resource Assessment and Management Group, Department of Mathematics and Applied Mathematics, University of Cape Town, Rondebosch, 7701, South Africa
Asmts in RAM	2012, 2014, 2019

Reference Points			
Type	ID	Asmt Year	Value
TBmsy	-	-	-
SSBmsy	-	-	-
Fmsy	-	-	-
ERmsy	-	-	-
TBmgt	-	-	-
SSBmgt	SSBmgt-MT	2019	1262
Fmgt	-	-	-
ERmgt	-	-	-
TB0	-	-	-
SSB0	SSB0-MT	2019	3237
MSY	-	-	-
M	M-1/yr	2019	0.1
TBlim	-	-	-
SSBlim	-	-	-
Flim	-	-	-
ERlim	-	-	-


Time Series					
Type	ID	Asmt Year	Curr Value	Sex	Age
TB	TB-MT	2019	2377	Both	-
SSB	SSB-MT	2019	945	Females	-
TN	-	-	-	-	-
R	R-E00	2019	3,124,580	-	-
F	-	-	-	-	-
ER	ER-ratio	2019	0.137	-	-
TC	TC-MT	2019	321		
TL	TL-MT	2019	321		
TB/TBmsy	-	-	-		
SSB/SSBmsy	-	-	-		
F/Fmsy	-	-	-		
ER/ERmsy	-	-	-		
TB/TBmgt	-	-	-		
SSB/SSBmgt	SSB-MT/SSBmgt-MT	2019	0.749		
F/Fmgt	-	-	-		
ER/ERmgt	-	-	-		

Southern spiny lobster South Africa South coast [SSLOBSTERSASC]

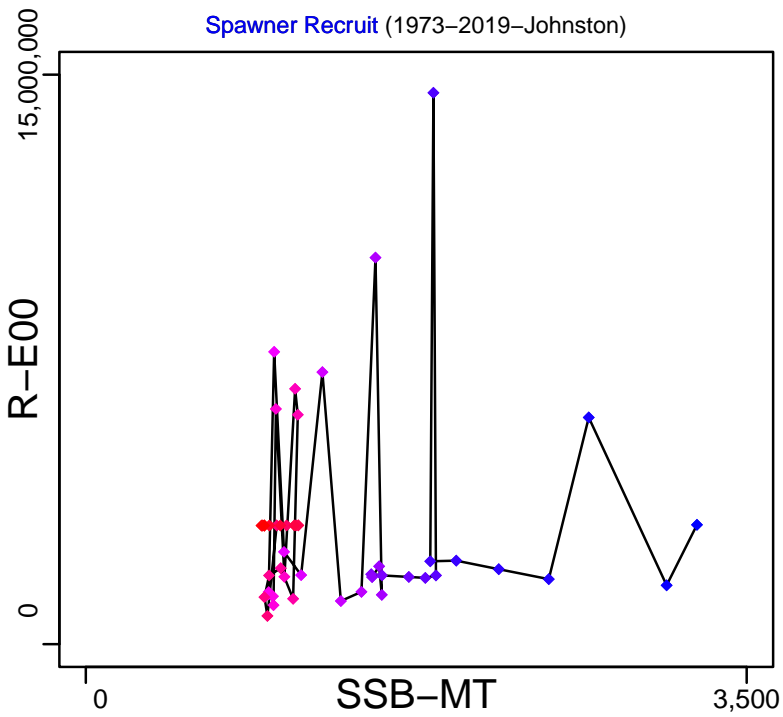
Kobe MSY*



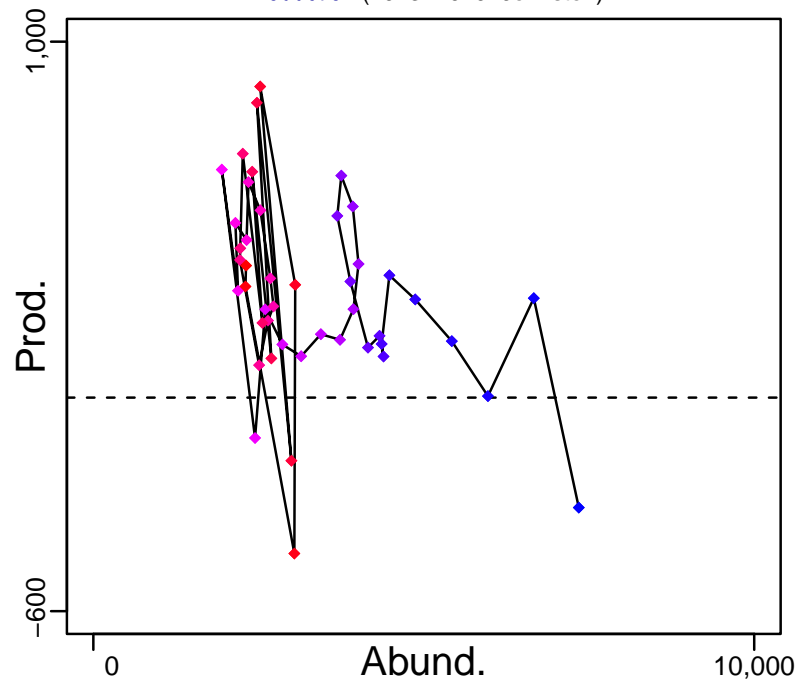
Kobe MGT*



Spawner Recruit (1973–2019–Johnston)



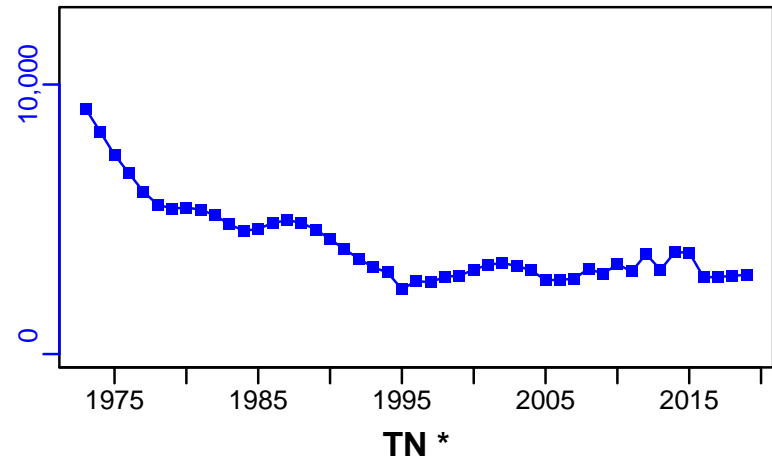
Production (1973–2019–Johnston)





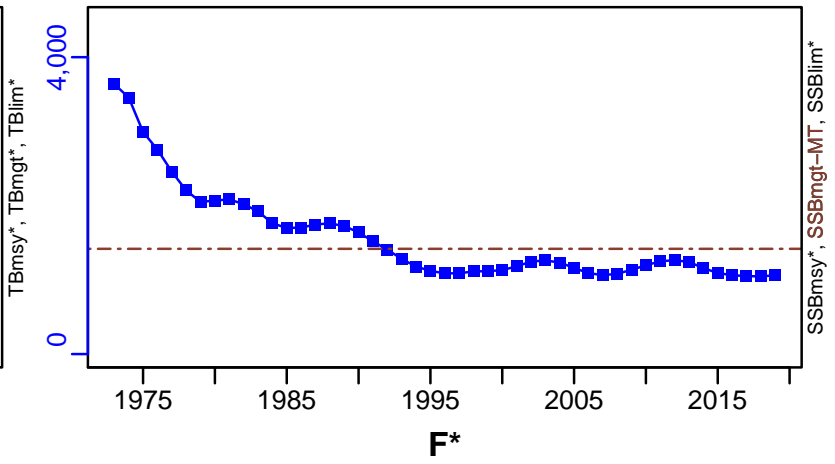
◆ Start Year ◆ End Year * No Data

Southern spiny lobster South Africa South coast [SSLOBSTERSASC]

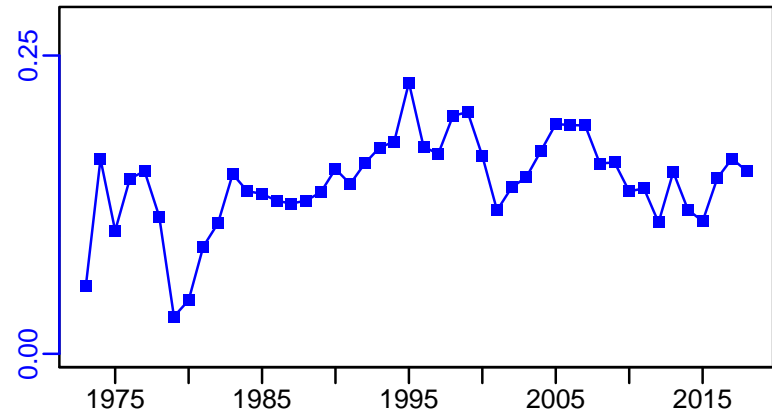
TB-MT (1973–2019–Johnston)



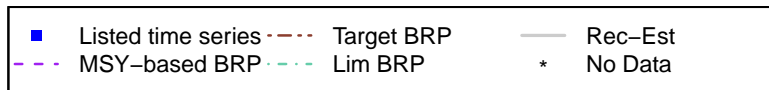
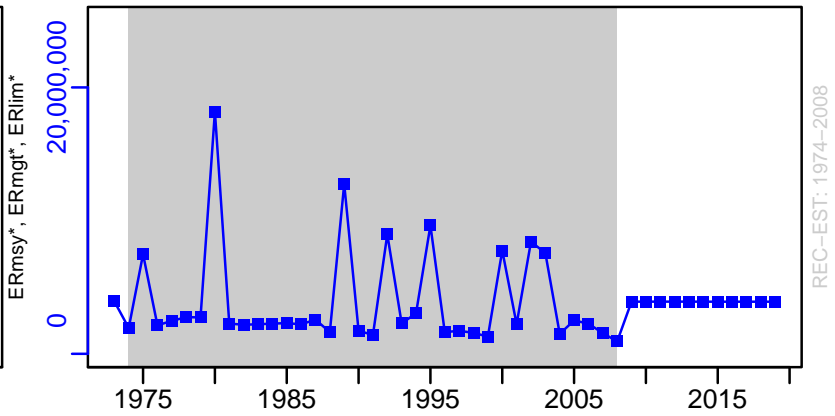
SSB-MT (1973–2019–Johnston)



ER-ratio (1973–2019–Johnston)




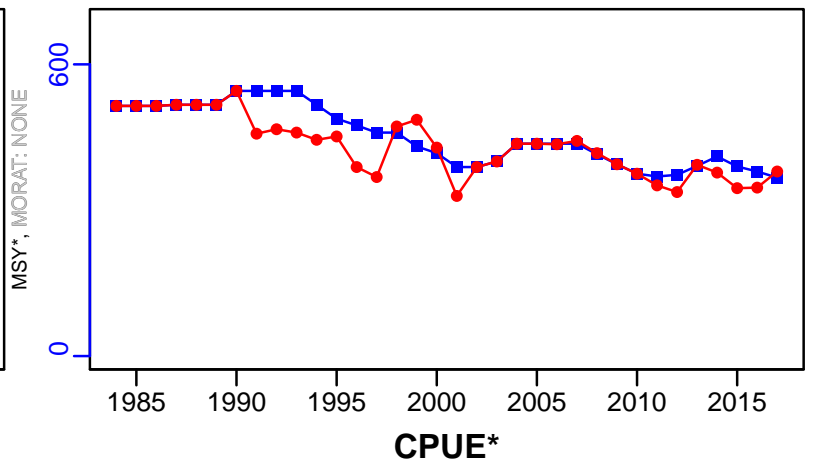
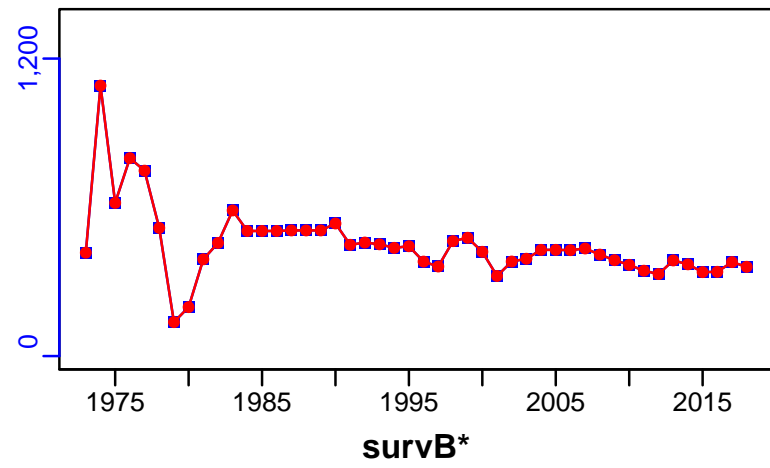
R-E00 (1973–2019–Johnston)




Southern spiny lobster South Africa South coast [SSLOBSTERSASC]

TC-MT, TL-MT, RecC* (1973–2019–Johnston)

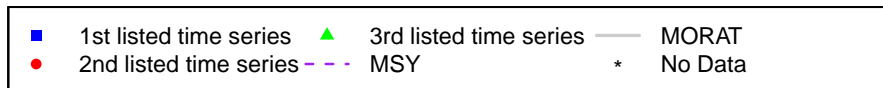
TAC-MT, Cpair-MT, Cadv* (1973–2019–Johnston)



EFFORT*



CdivMSY*



Tanner crab Bering Sea and Aleutian Islands [TANNERCRABBSAI]

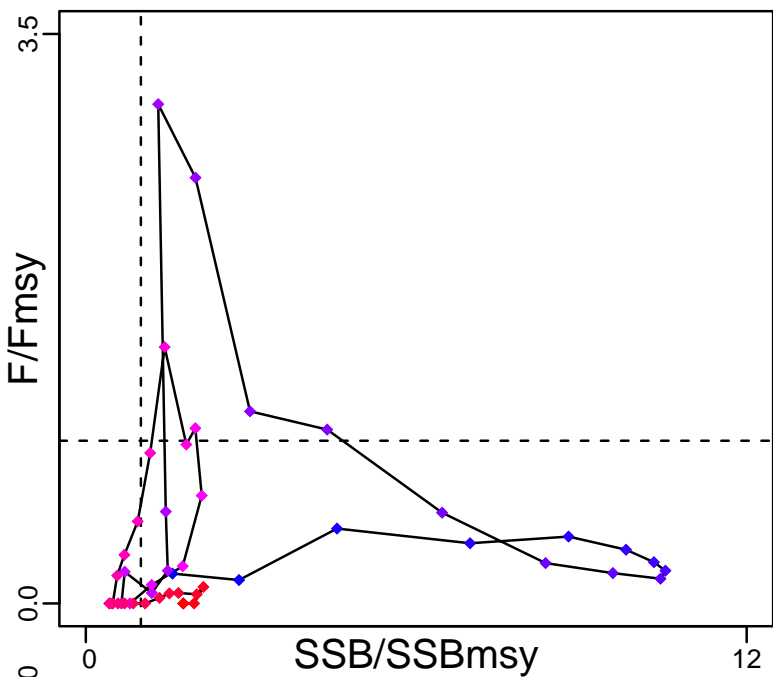
Metadata	
Scientific Name	Chionoecetes bairdi
Current Assess ID	AFSC-TANNERCRABBSAI-1948-2022-SISIMP2024
Area	Bering Sea and Aleutian Islands
Management Authority	National Marine Fisheries Service, US national management
Assessor	Alaska Fisheries Science Center
Asmts in RAM	2017, 2019, 2022, 2013, 2016, 2017, 2015

Reference Points			
Type	ID	Asmt Year	Value
TBmsy	TBmsy-MT	2022	34,730
SSBmsy	SSBmsy-MT	2017	29,170
Fmsy	Fmsy-pr-1/yr	2013	0.73
ERmsy	-	-	-
TBmgt	-	-	-
SSBmgt	SSBmgt-MT	2013	33,540
Fmgt	Fmgt-1/yr	2013	0.73
ERmgt	-	-	-
TB0	-	-	-
SSB0	-	-	-
MSY	MSY-MT	2017	12,250
M	-	-	-
TBlim	TBlim-MT	2022	17,370
SSBlim	SSBlim-MT	2017	14,580
Flim	-	-	-
ERlim	-	-	-

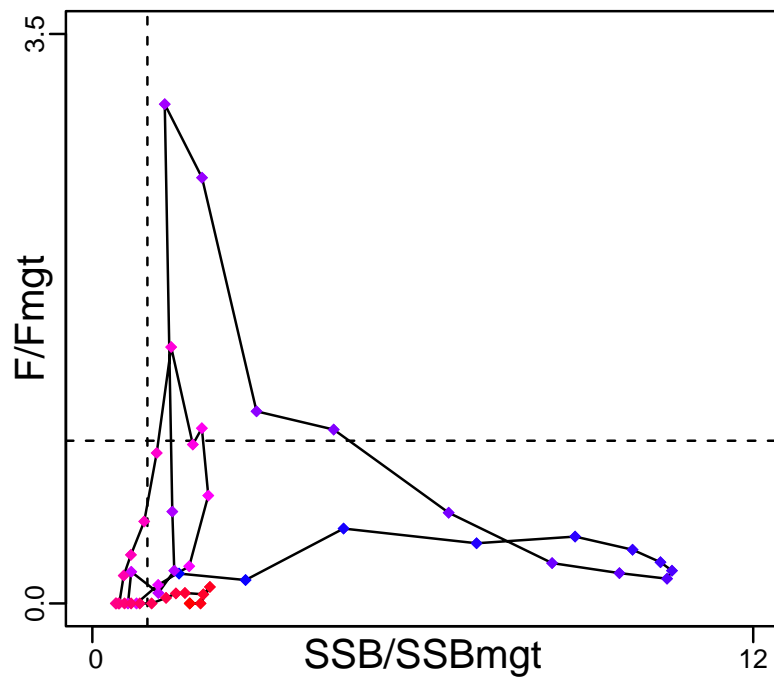
Time Series					
Type	ID	Asmt Year	Curr Value	Sex	Age
TB	TB-MT	2022	47,580	-	-
SSB	SSB-MT	2016	53,700	-	-
TN	-	-	-	-	-
R	R-E00	2022	1362	-	-
F	F-1/yr	2015	0.144	-	-
ER	ER-calc-ratio	2022	0.012	-	-
TC	TC-MT	2022	741		
TL	-	-	-		
TB/TBmsy	TB-MT/TBmsy-MT	2022	1.37		
SSB/SSBmsy	SSB-MT/SSBmsy-MT	2016	2.004		
F/Fmsy	F-1/yr/Fmsy-pr-1/yr	2013	0		
ER/ERmsy	-	-	-		
TB/TBmgt	-	-	-		
SSB/SSBmgt	SSB-MT/SSBmgt-MT	2013	1.771		
F/Fmgt	F-1/yr/Fmgt-1/yr	2013	0		
ER/ERmgt	-	-	-		

Tanner crab Bering Sea and Aleutian Islands [TANNERCRABBSAI]

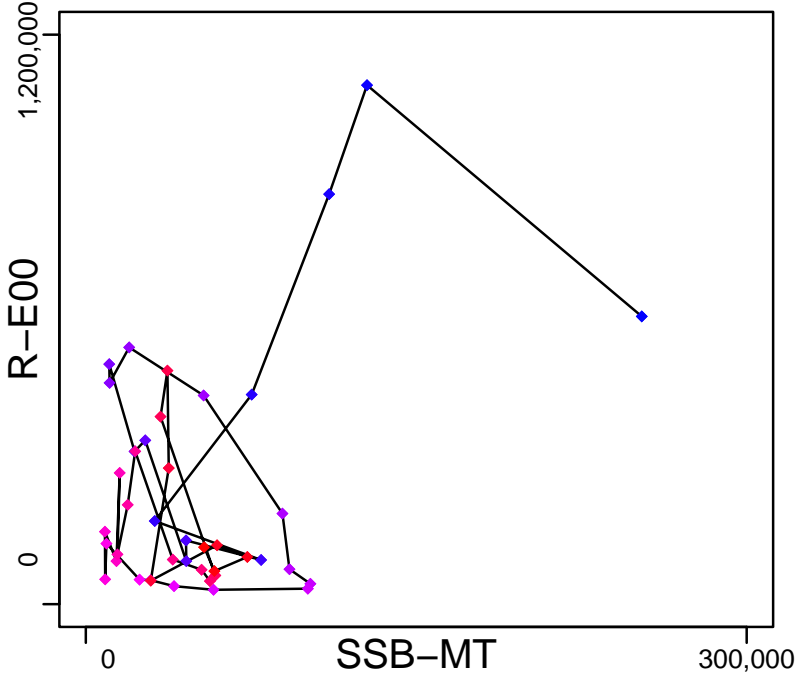
Kobe MSYpref (1949–2013–HIVELY)



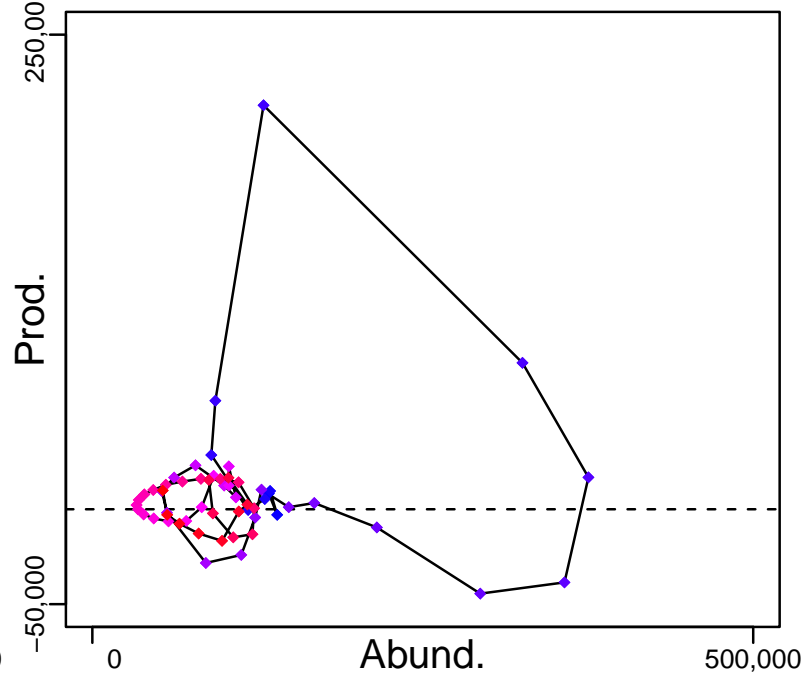
Kobe MGTpref (1949–2013–HIVELY)



Spawner Recruit (1949–2016–SISIMP2021)



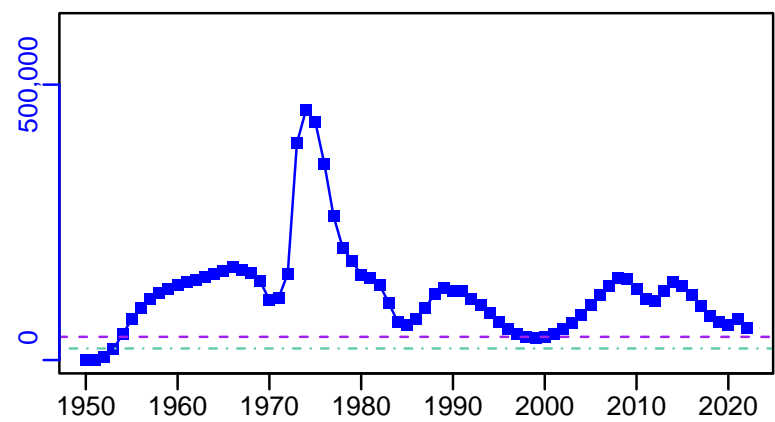
Production (1948–2022–SISIMP2024)



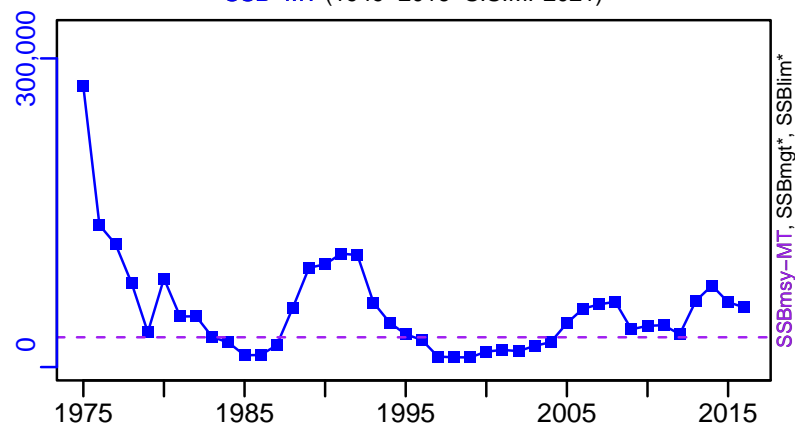
◆ Start Year ◆ End Year * No Data

Tanner crab Bering Sea and Aleutian Islands [TANNERCRABBSAI]

TB-MT (1948–2022–SISIMP2024)



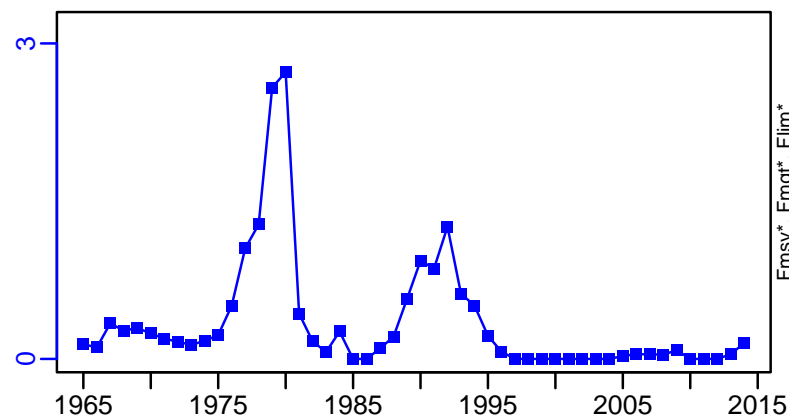
SSB-MT (1949–2016–SISIMP2021)



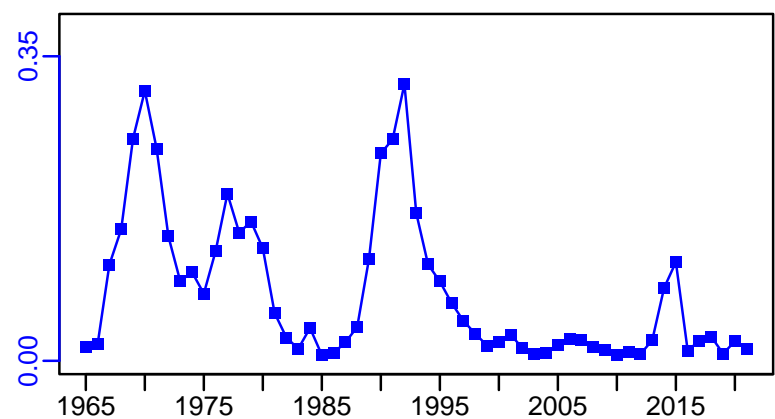
TN *



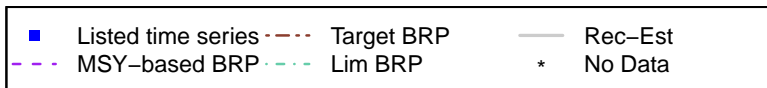
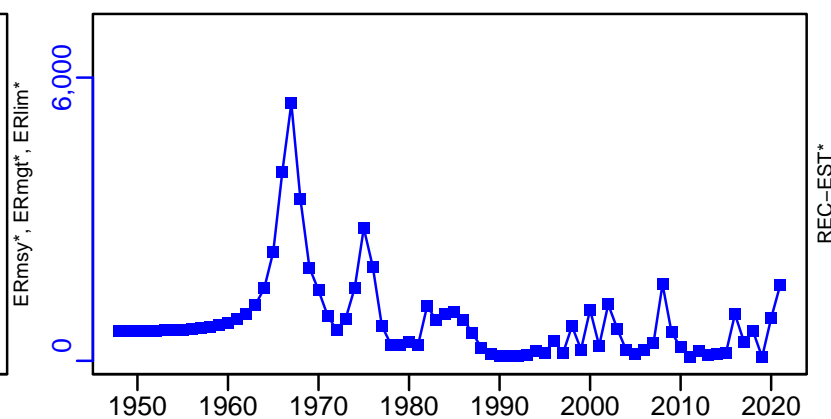
F-1/yr (1965–2015–SISIMP2016)



ER-calc-ratio (1948–2022–SISIMP2024)




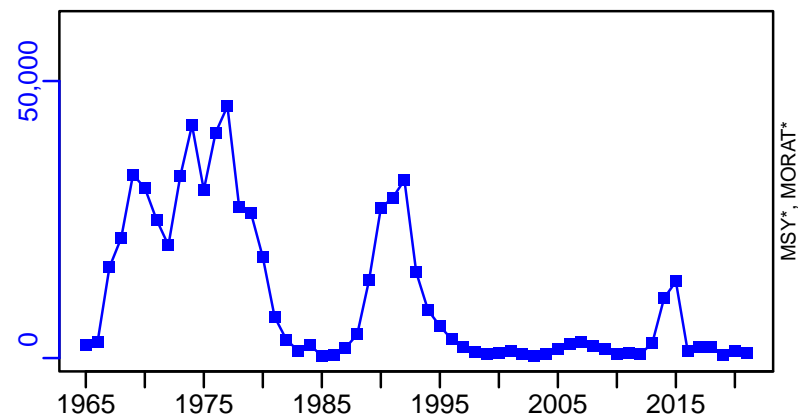
R-E00 (1948–2022–SISIMP2024)



Tanner crab Bering Sea and Aleutian Islands [TANNERCRABBSAI]

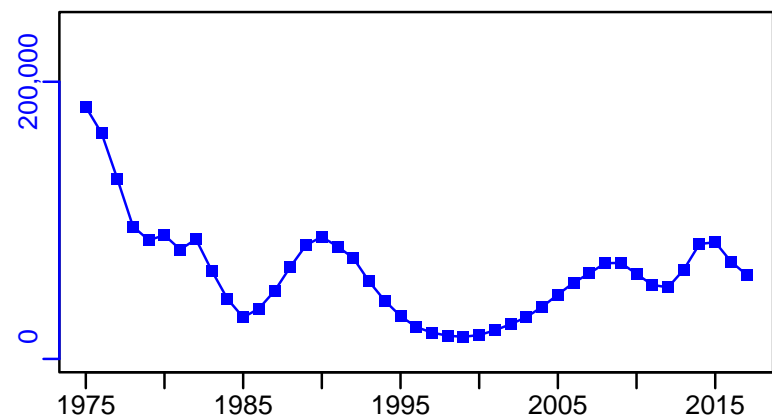
TC-MT, TL*, RecC* (1948–2022–SISIMP2024)

TAC*, Cpair*, Cadv*




survB-MT (1949–2017–SISIMP2021)

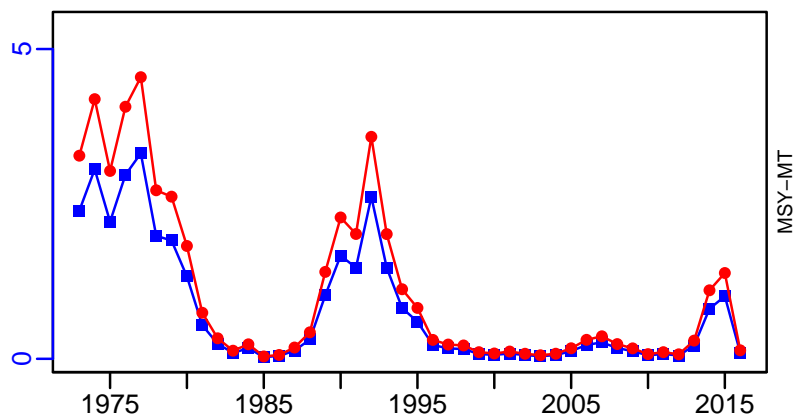
CPUE*



EFFORT*



TC-MT/MSY-MT, CdivMEANC-ratio, (1949–2017–SISIMP2021)



■ 1st listed time series ▲ 3rd listed time series — MORAT
● 2nd listed time series - - - MSY * No Data

Tasmanian giant crab Tasmania [TASGIANTCRABTAS]


Metadata	
Scientific Name	Pseudocarcinus gigas
Current Assess ID	TAFI-TASGIANTCRABTAS-1990-2007-JENSEN
Area	Tasmania
Management Authority	Australian Fisheries Management Authority, Australia national management
Assessor	Tasmanian Aquaculture and Fisheries Institute
Asmts in RAM	2007

Reference Points			
Type	ID	Asmt Year	Value
TBmsy	-	-	-
SSBmsy	-	-	-
Fmsy	-	-	-
ERmsy	-	-	-
TBmgt	-	-	-
SSBmgt	-	-	-
Fmgt	-	-	-
ERmgt	-	-	-
TB0	-	-	-
SSB0	-	-	-
MSY	-	-	-
M	-	-	-
TBlim	-	-	-
SSBlim	-	-	-
Flim	-	-	-
ERlim	-	-	-


Time Series					
Type	ID	Asmt Year	Curr Value	Sex	Age
TB	TB-MT	2007	762	-	-
SSB	SSB-E00eggs	2007	143,000	-	-
TN	-	-	-	-	-
R	R-E00	2007	180,000	-	-
F	-	-	-	-	-
ER	ER-ratio	2007	0.18	-	-
TC	TC-MT	2007	57		
TL	-	-	-		
TB/TBmsy	-	-	-		
SSB/SSBmsy	-	-	-		
F/Fmsy	-	-	-		
ER/ERmsy	-	-	-		
TB/TBmgt	-	-	-		
SSB/SSBmgt	-	-	-		
F/Fmgt	-	-	-		
ER/ERmgt	-	-	-		

Tasmanian giant crab Tasmania [TASGIANTCRABTAS]

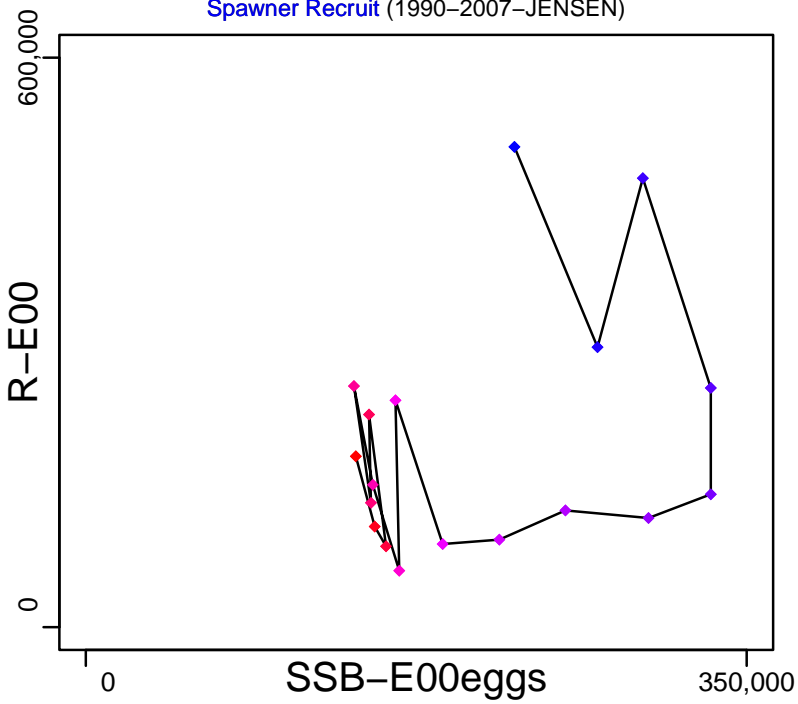
Kobe MSY*



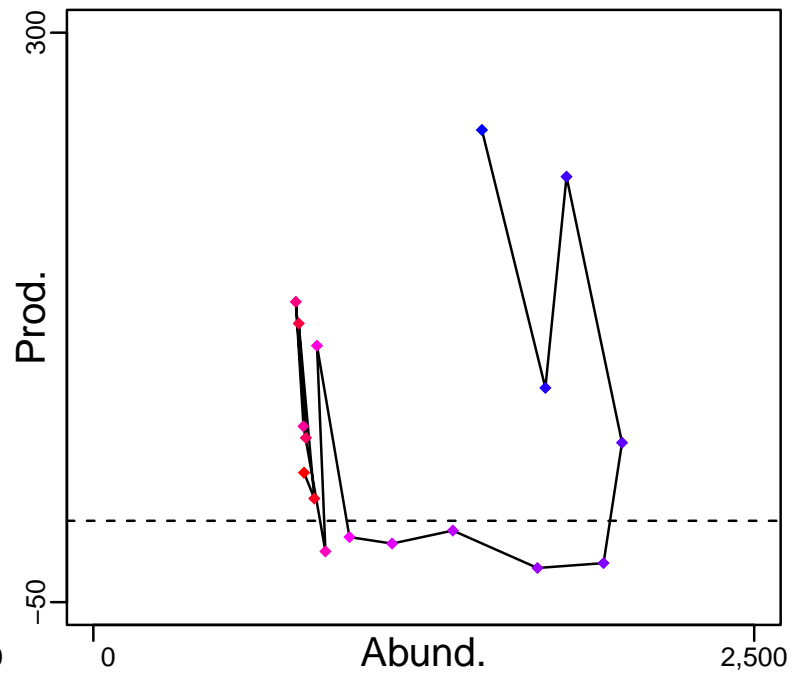
Kobe MGT*



Spawner Recruit (1990–2007–JENSEN)



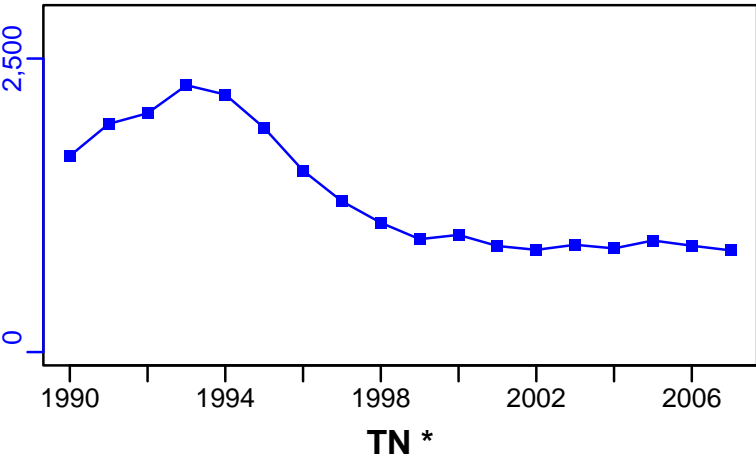
Production (1990–2007–JENSEN)



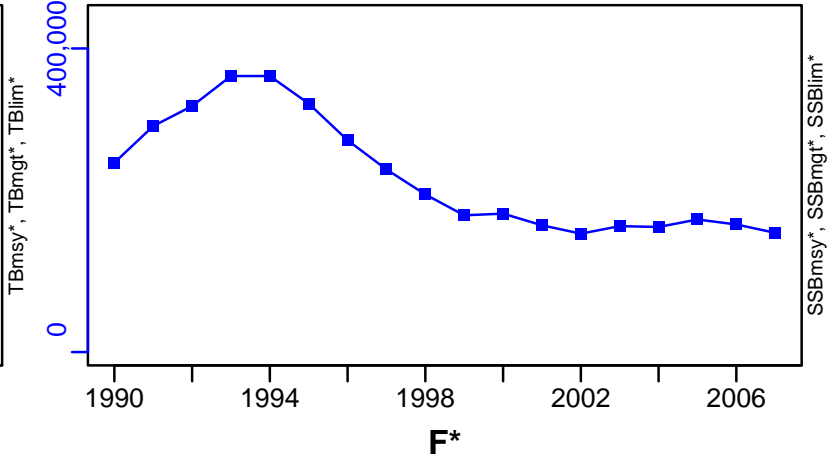
◆ Start Year ◆ End Year * No Data

Tasmanian giant crab Tasmania [TASGIANTCRABTAS]

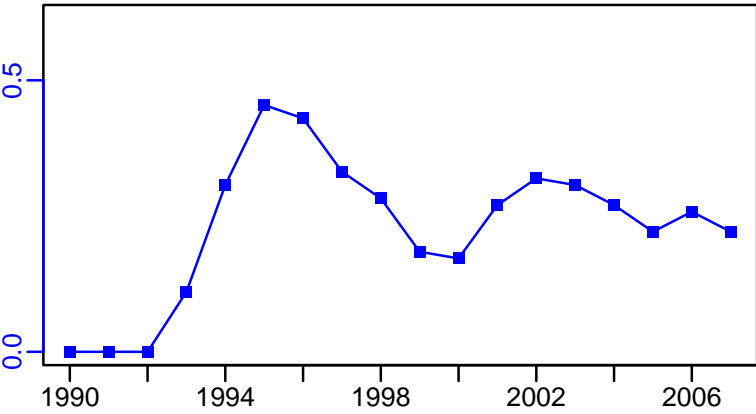
TB-MT (1990-2007-JENSEN)



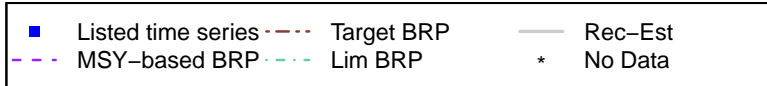
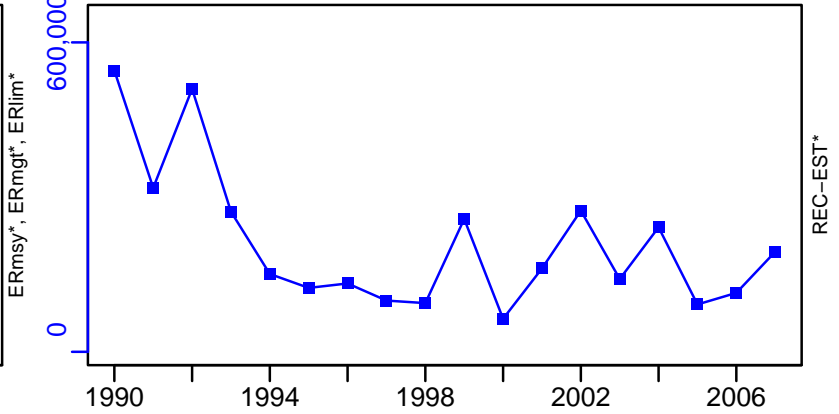
SSB-E00eggs (1990-2007-JENSEN)



ER-ratio (1990-2007-JENSEN)



R-E00 (1990-2007-JENSEN)



Tasmanian giant crab Tasmania [TASGIANTCRABTAS]

TC-MT, TL*, RecC* (1990-2007-JENSEN)

TAC*, Cpair*, Cadv*

